

# Alameda County Office of Education



## District Profile

District Enrollment: 854<sup>1</sup>

Schools Enrolled in the Alameda County SR2S Program: 18%

Schools Enrolled in Access Safe Routes Program: 2

School Safety Assessments Completed to Date: 2<sup>2</sup>

SR2S Task Force: None

Task Force Meeting Participants: 1

School Champions: 2

## Demographics of Enrolled Schools

100% of schools are Title One

99% of school population identifies as non-white or Hispanic

83% of students qualify for free/reduced-price meals

### Enrolled Schools

- Community School for Creative Education
- Cox Academy

<sup>1</sup> District-wide student enrollment from California Department of Education. Enrollment by School 2020

<sup>2</sup> Alameda County SR2S Program SSAs can be downloaded at this site: <https://alamedacountysr2s.org/our-program/school-safety-assessments/>



# Alameda Unified School District



## District Profile

District Enrollment: 10534<sup>1</sup>

Schools Enrolled in the Alameda County SR2S Program: 85%

Schools Enrolled in Access Safe Routes Program: 3

School Safety Assessments Completed to Date: 8<sup>2</sup>

SR2S Task Force: Alameda

Task Force Meeting Participants: 19

School Champions: 20

## Demographics of Enrolled Schools

24% of schools are Title One

69% of school population identifies as non-white or Hispanic

27% of students qualify for free/reduced-price meals

### Enrolled Schools

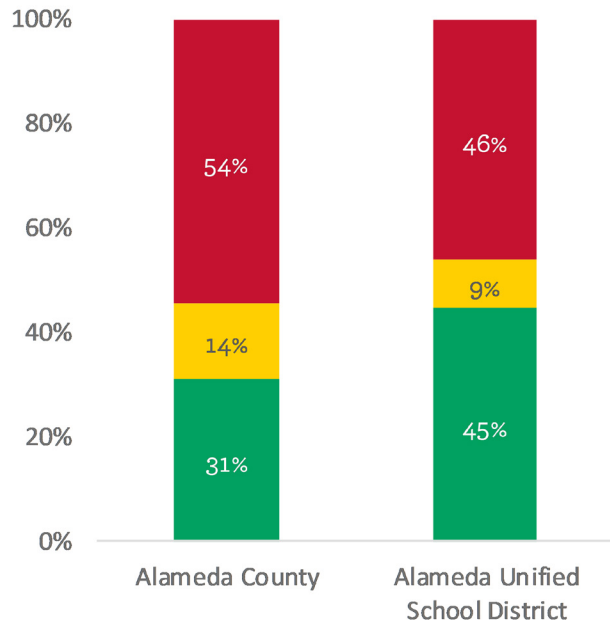
- Alameda High
- Amelia Earhart Elementary
- Bay Farm
- Edison Elementary
- Encinal Junior/Senior High
- Frank Otis Elementary
- Franklin Elementary
- Island High (Continuation)
- Lincoln Middle
- Love Elementary
- Maya Lin
- Nea Community Learning Center
- Ruby Bridges Elementary
- The Academy of Alameda Elementary
- The Academy of Alameda Middle
- Will C. Wood Middle
- William G. Paden Elementary

<sup>1</sup> District-wide student enrollment from California Department of Education. Enrollment by School 2020

<sup>2</sup> Alameda County SR2S Program SSAs can be downloaded at this site: <https://alamedacountysr2s.org/our-program/school-safety-assessments/>



## 2018-2019 Mode Split



Source: 2018-2019 Student Hand Tallies. 2019-2020 and 2020-2021 Hand Tallies were canceled due to the COVID-19 pandemic.

- Drive Alone: Students riding in cars only with those in their own household
- Shared Modes: Carpooling, taking the school bus, city bus, or BART
- Active Modes: Walking, biking, skateboarding, and other physically active modes

## 2020-2021 Activities at Participating Schools

- Virtual Pedestrian Rodeo
- Virtual Drive Your Bike
- Virtual Alameda County BikeMobile Visit
- International Walk and Roll Week
- Golden Sneaker Contest
- Virtual Concert
- Bike to the Moon Week

## Spring 2021 Parent Survey Results

### Top Reasons to Walk or Bike

- Walking and biking encourage an active, healthy lifestyle (65%)
- Driving causes air pollution and hurts the environment (10%)
- Walking and biking is fun for my family (8%)
- None of the above - not interested in walking and biking (5%)


### Why Parents Walked or Biked During the Pandemic

- To get outdoor time / fresh air (23%)
- For exercise or to release energy (22%)
- For fun or recreation (21%)
- To run errands or get to an important destination (12%)

### Barriers to Walking/Biking to School

- Bad weather (16%)
- Poor driving behavior on streets near school (16%)
- Speeding cars (16%)
- Driving is more convenient (8%)

# Albany City Unified School District



## District Profile

District Enrollment: 3572<sup>1</sup>

Schools Enrolled in the Alameda County SR2S Program: 83%

Schools Enrolled in Access Safe Routes Program: 0

School Safety Assessments Completed to Date: 4<sup>2</sup>

SR2S Task Force: Albany

Task Force Meeting Participants: 4

School Champions: 7

## Demographics of Enrolled Schools

0% of schools are Title One

64% of school population identifies as non-white or Hispanic

17% of students qualify for free/reduced-price meals

### Enrolled Schools

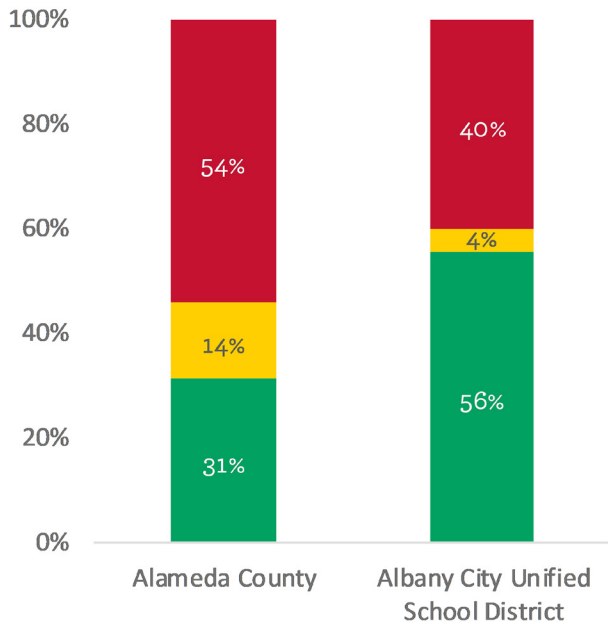
- Albany High
- Albany Middle
- Cornell Elementary
- Marin Elementary
- Ocean View Elementary

<sup>1</sup> District-wide student enrollment from California Department of Education. Enrollment by School 2020

<sup>2</sup> Alameda County SR2S Program SSAs can be downloaded at this site: <https://alamedacountysr2s.org/our-program/school-safety-assessments/>



## 2018-2019 Mode Split



Source: 2018-2019 Student Hand Tallies. 2019-2020 and 2020-2021 Hand Tallies were canceled due to the COVID-19 pandemic.

- Drive Alone: Students riding in cars only with those in their own household
- Shared Modes: Carpooling, taking the school bus, city bus, or BART
- Active Modes: Walking, biking, skateboarding, and other physically active modes

## 2020-2021 Activities at Participating Schools

- Virtual Drive Your Bike
- International Walk and Roll Week
- Golden Sneaker Contest
- Story Time
- Virtual Concert
- Bike to the Moon Week

## Spring 2021 Parent Survey Results

### Top Reasons to Walk or Bike

- Walking and biking encourage an active, healthy lifestyle (55%)
- I want to spend more time with my family (12%)
- Driving causes air pollution and hurts the environment (11%)
- Reducing driving minimizes crashes and congestion (7%)

### Why Parents Walked or Biked During the Pandemic

- To get outdoor time / fresh air (25%)
- For exercise or to release energy (23%)
- For fun or recreation (22%)
- To spend time with friends or neighbors in a socially-distanced way (12%)

### Barriers to Walking/Biking to School

- Poor driving behavior on streets near school (17%)
- Bad weather (16%)
- Speeding cars (12%)
- Takes too long to walk or bike to school (10%)

# Berkeley Unified School District



## District Profile

District Enrollment: 9748<sup>1</sup>

Schools Enrolled in the Alameda County SR2S Program: 94%

Schools Enrolled in Access Safe Routes Program: 0

School Safety Assessments Completed to Date: 14<sup>2</sup>

SR2S Task Force: Berkeley

Task Force Meeting Participants: 3

School Champions: 20

## Demographics of Enrolled Schools

7% of schools are Title One

59% of school population identifies as non-white or Hispanic

25% of students qualify for free/reduced-price meals

### Enrolled Schools

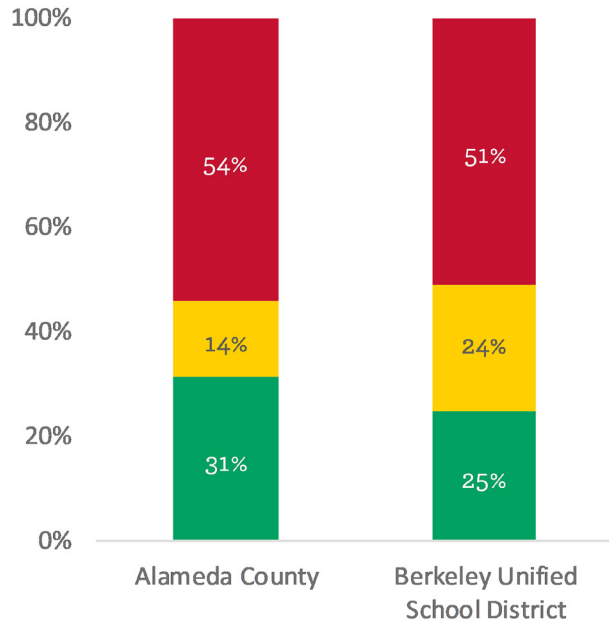
- Berkeley Arts Magnet at Whittier
- Berkeley High
- Cragmont Elementary
- Emerson Elementary
- Jefferson Elementary
- John Muir Elementary
- Longfellow Arts and Technology Middle
- Malcolm X Elementary
- Martin Luther King, Jr. Middle
- Oxford Elementary
- Rosa Parks Environmental Science
- Sylvia Mendez Elementary
- Thousand Oaks Elementary
- Washington Elementary
- Willard Middle

<sup>1</sup> District-wide student enrollment from California Department of Education. Enrollment by School 2020

<sup>2</sup> Alameda County SR2S Program SSAs can be downloaded at this site: <https://alamedacountysr2s.org/our-program/school-safety-assessments/>



## 2018-2019 Mode Split



Source: 2018-2019 Student Hand Tallies. 2019-2020 and 2020-2021 Hand Tallies were canceled due to the COVID-19 pandemic.

- Drive Alone: Students riding in cars only with those in their own household
- Shared Modes: Carpooling, taking the school bus, city bus, or BART
- Active Modes: Walking, biking, skateboarding, and other physically active modes

## 2020-2021 Activities at Participating Schools

- Virtual Pedestrian Rodeo
- International Walk and Roll Week
- Golden Sneaker Contest
- Virtual Concert

## Spring 2021 Parent Survey Results

### Top Reasons to Walk or Bike

- Walking and biking encourage an active, healthy lifestyle (51%)
- Driving causes air pollution and hurts the environment (20%)
- None of the above - not interested in walking and biking (7%)
- Walking and biking is the most affordable option (6%)

### Why Parents Walked or Biked During the Pandemic

- To get outdoor time / fresh air (22%)
- For exercise or to release energy (21%)
- For fun or recreation (21%)
- To run errands or get to an important destination (15%)

### Barriers to Walking/Biking to School

- Poor driving behavior on streets near school (18%)
- Bad weather (16%)
- Speeding cars (15%)
- Takes too long to walk or bike to school (9%)

# Castro Valley Unified School District



## District Profile

District Enrollment: 9128<sup>1</sup>

Schools Enrolled in the Alameda County SR2S Program: 92%

Schools Enrolled in Access Safe Routes Program: 0

School Safety Assessments Completed to Date: 12<sup>2</sup>

SR2S Task Force: Central

Task Force Meeting Participants: 8

School Champions: 13

## Demographics of Enrolled Schools

0% of schools are Title One

73% of school population identifies as non-white or Hispanic

22% of students qualify for free/reduced-price meals

### Enrolled Schools

- Canyon Middle
- Castro Valley Elementary
- Castro Valley High
- Chabot Elementary
- Creekside Middle
- Independent Elementary
- Jensen Ranch Elementary
- Marshall Elementary
- Palomares Elementary
- Proctor Elementary
- Stanton Elementary
- Vannoy Elementary

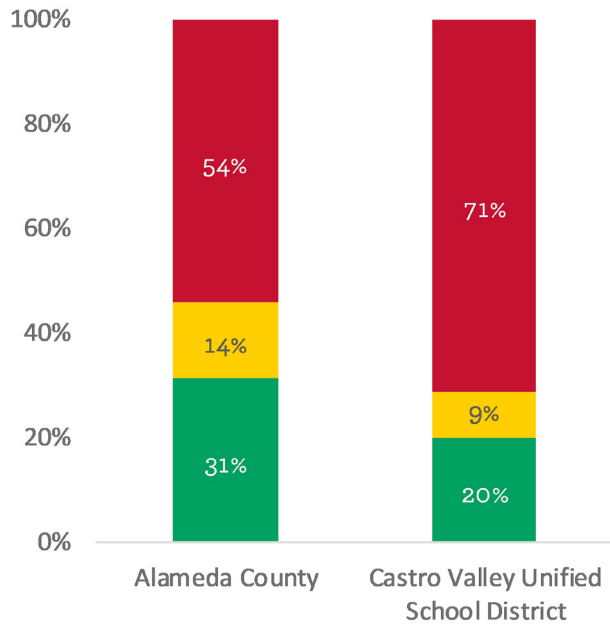
<sup>1</sup> District-wide student enrollment from California Department of Education. Enrollment by School 2020

<sup>2</sup> Alameda County SR2S Program SSAs can be downloaded at this site: <https://alamedacountysr2s.org/our-program/school-safety-assessments/>





## 2018-2019 Mode Split



Source: 2018-2019 Student Hand Tallies. 2019-2020 and 2020-2021 Hand Tallies were canceled due to the COVID-19 pandemic.

- Drive Alone: Students riding in cars only with those in their own household
- Shared Modes: Carpooling, taking the school bus, city bus, or BART
- Active Modes: Walking, biking, skateboarding, and other physically active modes

## 2020-2021 Activities at Participating Schools

- Virtual Pedestrian Rodeo
- Virtual Drive Your Bike
- Virtual Alameda County BikeMobile Visit
- International Walk and Roll Week
- Golden Sneaker Contest
- Walking School Bus
- Creation for Transportation Event
- Story Time
- Virtual Concert
- Bike to the Moon Week

## Spring 2021 Parent Survey Results

### Top Reasons to Walk or Bike

- Walking and biking encourage an active, healthy lifestyle (49%)
- None of the above - not interested in walking and biking (28%)
- Walking and biking is the most affordable option (6%)
- Driving causes air pollution and hurts the environment (6%)

### Why Parents Walked or Biked During the Pandemic

- To get outdoor time / fresh air (29%)
- For exercise or to release energy (27%)
- For fun or recreation (23%)
- To spend time with friends or neighbors in a socially-distanced way (11%)

### Barriers to Walking/Biking to School

- Takes too long to walk or bike to school (17%)
- Lack of facilities (no sidewalks, bike paths, or routes) (17%)
- Speeding cars (14%)
- Poor driving behavior on streets near school (14%)

# Dublin Unified School District



## District Profile

District Enrollment: 12441<sup>1</sup>

Schools Enrolled in the Alameda County SR2S Program: 92%

Schools Enrolled in Access Safe Routes Program: 0

School Safety Assessments Completed to Date: 11<sup>2</sup>

SR2S Task Force: Tri-Valley

Task Force Meeting Participants: 11

School Champions: 14

## Demographics of Enrolled Schools

0% of schools are Title One

83% of school population identifies as non-white or Hispanic

7% of students qualify for free/reduced-price meals

### Enrolled Schools

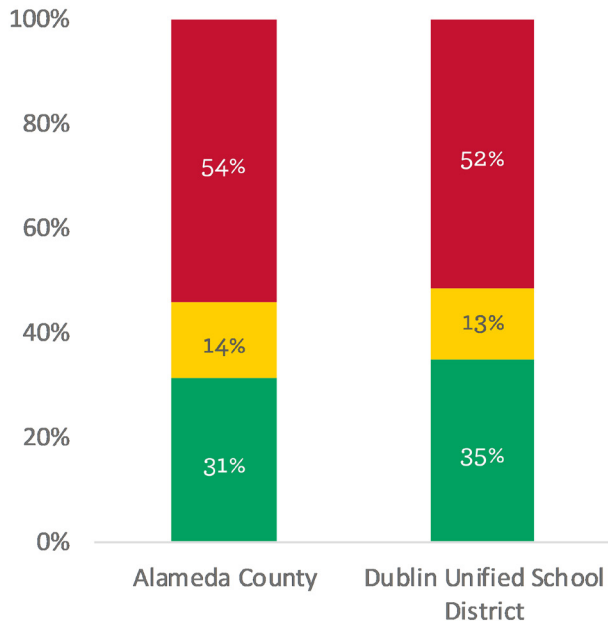
- Cottonwood Creek
- Dublin Elementary
- Dublin High
- Eleanor Murray Fallon
- Frederiksen Elementary
- Harold William Kolb
- J. M. Amador Elementary
- James Dougherty Elementary
- John Green Elementary
- Murray Elementary
- Wells Middle

<sup>1</sup> District-wide student enrollment from California Department of Education. Enrollment by School 2020

<sup>2</sup> Alameda County SR2S Program SSAs can be downloaded at this site: <https://alamedacountysr2s.org/our-program/school-safety-assessments/>



## 2018-2019 Mode Split



Source: 2018-2019 Student Hand Tallies. 2019-2020 and 2020-2021 Hand Tallies were canceled due to the COVID-19 pandemic.

- Drive Alone: Students riding in cars only with those in their own household
- Shared Modes: Carpooling, taking the school bus, city bus, or BART
- Active Modes: Walking, biking, skateboarding, and other physically active modes

## 2020-2021 Activities at Participating Schools

- Virtual Pedestrian Rodeo
- Virtual Drive Your Bike
- Virtual Alameda County BikeMobile Visit
- International Walk and Roll Week
- Golden Sneaker Contest
- Creation for Transportation Event
- Story Time
- Virtual Concert
- Bike to the Moon Week

## Spring 2021 Parent Survey Results

### Top Reasons to Walk or Bike

- Walking and biking encourage an active, healthy lifestyle (55%)
- None of the above - not interested in walking and biking (20%)
- Walking and biking is fun for my family (9%)
- Reducing driving minimizes crashes and congestion (6%)

### Why Parents Walked or Biked During the Pandemic

- To get outdoor time / fresh air (29%)
- For exercise or to release energy (27%)
- For fun or recreation (25%)
- To spend time with friends or neighbors in a socially-distanced way (11%)

### Barriers to Walking/Biking to School

- Takes too long to walk or bike to school (15%)
- Poor driving behavior on streets near school (15%)
- Speeding cars (13%)
- Bad weather (13%)

# Emery Unified School District



## District Profile

District Enrollment: 494<sup>1</sup>

Schools Enrolled in the Alameda County SR2S Program: 50%

Schools Enrolled in Access Safe Routes Program: 0

School Safety Assessments Completed to Date: 0<sup>2</sup>

SR2S Task Force: None

Task Force Meeting Participants: 0

School Champions: 1

## Demographics of Enrolled Schools

100% of schools are Title One

89% of school population identifies as non-white or Hispanic

78% of students qualify for free/reduced-price meals

### Enrolled Schools

- Anna Yates Elementary

<sup>1</sup> District-wide student enrollment from California Department of Education. Enrollment by School 2020

<sup>2</sup> Alameda County SR2S Program SSAs can be downloaded at this site: <https://alamedacountysr2s.org/our-program/school-safety-assessments/>



# Fremont Unified School District



## District Profile

District Enrollment: 26576<sup>1</sup>

Schools Enrolled in the Alameda County SR2S Program: 73%

Schools Enrolled in Access Safe Routes Program: 6

School Safety Assessments Completed to Date: 30<sup>2</sup>

SR2S Task Force: Fremont

Task Force Meeting Participants: 17

School Champions: 25

## Demographics of Enrolled Schools

10% of schools are Title One

90% of school population identifies as non-white or Hispanic

19% of students qualify for free/reduced-price meals

### Enrolled Schools

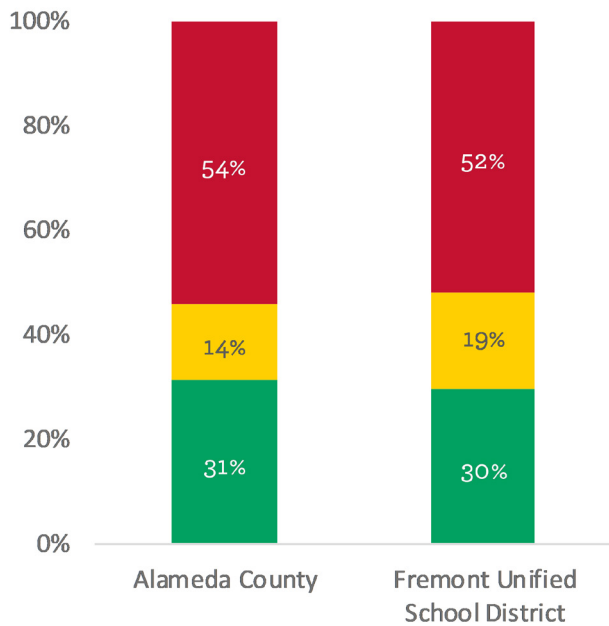
- American High
- Ardenwood Elementary
- Brier Elementary
- Brookvale Elementary
- Cabrillo Elementary
- Centerville Junior High
- E. M. Grimmer Elementary
- Forest Park Elementary
- Fred E. Weibel Elementary
- G. M. Walters Junior High
- Harvey Green Elementary
- Irvington High
- J. Haley Durham Elementary
- James Leitch Elementary
- John Blacow Elementary
- John G. Mattos Elementary
- Joseph Azevada Elementary
- Joshua Chadbourne Elementary
- Mission Valley Elementary
- Niles Elementary
- O. N. Hirsch Elementary
- Oliveira Elementary
- Parkmont Elementary
- Patterson Elementary
- Thornton Junior High
- Tom Maloney Elementary
- Warwick Elementary
- Washington High

<sup>1</sup> District-wide student enrollment from California Department of Education. Enrollment by School 2020

<sup>2</sup> Alameda County SR2S Program SSAs can be downloaded at this site: <https://alamedacounty2s.org/our-program/school-safety-assessments/>



## 2018-2019 Mode Split



Source: 2018-2019 Student Hand Tallies. 2019-2020 and 2020-2021 Hand Tallies were canceled due to the COVID-19 pandemic.

- Drive Alone: Students riding in cars only with those in their own household
- Shared Modes: Carpooling, taking the school bus, city bus, or BART
- Active Modes: Walking, biking, skateboarding, and other physically active modes

## 2020-2021 Activities at Participating Schools

- Virtual Drive Your Bike
- Virtual Alameda County BikeMobile Visit
- International Walk and Roll Week
- Golden Sneaker Contest
- Story Time
- Educator's Guide Presentations
- Virtual Concert
- Bike to the Moon Week

## Spring 2021 Parent Survey Results

### Top Reasons to Walk or Bike

- Walking and biking encourage an active, healthy lifestyle (54%)
- None of the above - not interested in walking and biking (21%)
- I want to spend more time with my family (7%)
- Walking and biking is the most affordable option (6%)

### Why Parents Walked or Biked During the Pandemic

- To get outdoor time / fresh air (29%)
- For exercise or to release energy (28%)
- For fun or recreation (23%)
- To spend time with friends or neighbors in a socially-distanced way (11%)

### Barriers to Walking/Biking to School

- Bad weather (15%)
- Poor driving behavior on streets near school (12%)
- Concerns about criminal activity (11%)
- Takes too long to walk or bike to school (11%)

# Hayward Unified School District



## District Profile

District Enrollment: 13695<sup>1</sup>

Schools Enrolled in the Alameda County SR2S Program: 64%

Schools Enrolled in Access Safe Routes Program: 7

School Safety Assessments Completed to Date: 18<sup>2</sup>

SR2S Task Force: Central

Task Force Meeting Participants: 6

School Champions: 28

## Demographics of Enrolled Schools

96% of schools are Title One

96% of school population identifies as non-white or Hispanic

61% of students qualify for free/reduced-price meals

### Enrolled Schools

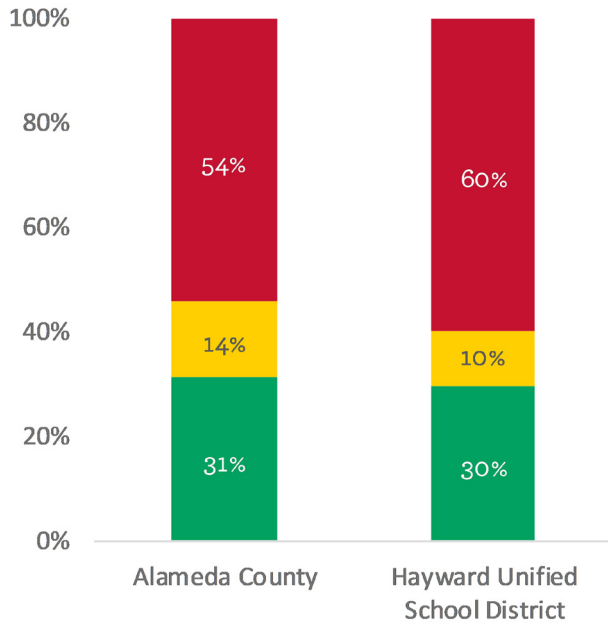
- Anthony W. Ochoa Middle
- Bowman Elementary
- Bret Harte Middle
- Burbank Elementary
- Cesar Chavez Middle
- Cherryland Elementary
- East Avenue Elementary
- Fairview Elementary
- Faith Ringgold School of Arts and Science
- Golden Oak Montessori of Hayward
- Harder Elementary
- Impact Academy of Arts & Technology
- Lorin A. Eden Elementary
- Martin Luther King, Jr. Middle
- Park Elementary
- Schafer Park Elementary
- Southgate Elementary
- Strobridge Elementary
- Tennyson High
- Treeview Elementary
- Tyrrell Elementary
- Winton Middle

<sup>1</sup> District-wide student enrollment from California Department of Education. Enrollment by School 2020

<sup>2</sup> Alameda County SR2S Program SSAs can be downloaded at this site: <https://alamedacountysr2s.org/our-program/school-safety-assessments/>



## 2018-2019 Mode Split



Source: 2018-2019 Student Hand Tallies. 2019-2020 and 2020-2021 Hand Tallies were canceled due to the COVID-19 pandemic.

- Drive Alone: Students riding in cars only with those in their own household
- Shared Modes: Carpooling, taking the school bus, city bus, or BART
- Active Modes: Walking, biking, skateboarding, and other physically active modes

## 2020-2021 Activities at Participating Schools

- Virtual Drive Your Bike
- Virtual Alameda County BikeMobile Visit
- International Walk and Roll Week
- Golden Sneaker Contest
- Travel Training
- Virtual Concert

## Spring 2021 Parent Survey Results

### Top Reasons to Walk or Bike

- Walking and biking encourage an active, healthy lifestyle (41%)
- None of the above - not interested in walking and biking (18%)
- Driving causes air pollution and hurts the environment (15%)
- I want to spend more time with my family (13%)

### Why Parents Walked or Biked During the Pandemic

- To get outdoor time / fresh air (29%)
- For fun or recreation (29%)
- For exercise or to release energy (27%)
- To spend time with friends or neighbors in a socially-distanced way (9%)

### Barriers to Walking/Biking to School

- Poor driving behavior on streets near school (25%)
- Speeding cars (19%)
- Bad weather (16%)
- Lack of facilities (no sidewalks, bike paths, or routes) (9%)



# Livermore Valley Joint Unified School District



## District Profile

District Enrollment: 13651<sup>1</sup>

Schools Enrolled in the Alameda County SR2S Program: 100%

Schools Enrolled in Access Safe Routes Program: 4

School Safety Assessments Completed to Date: 10<sup>2</sup>

SR2S Task Force: Tri-Valley

Task Force Meeting Participants: 8

School Champions: 13

## Demographics of Enrolled Schools

17% of schools are Title One

56% of school population identifies as non-white or Hispanic

23% of students qualify for free/reduced-price meals

### Enrolled Schools

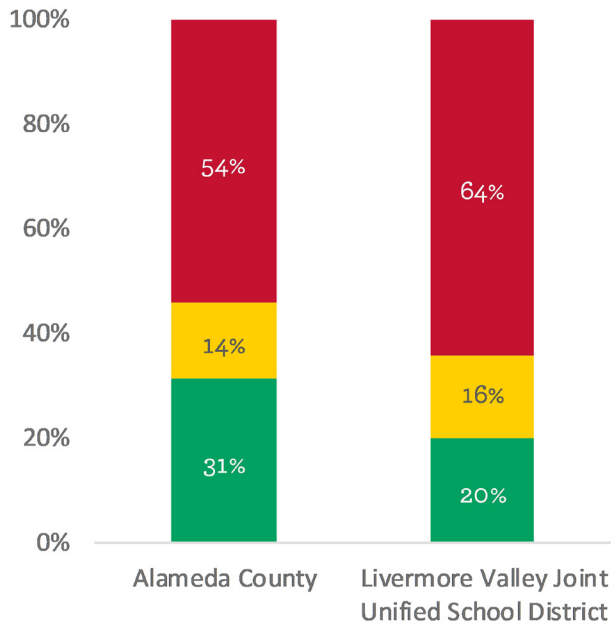
- Altamont Creek Elementary
- Andrew N. Christensen Middle
- Arroyo Seco Elementary
- Del Valle Continuation High
- East Avenue Middle
- Emma C. Smith Elementary
- Granada High
- Jackson Avenue Elementary
- Joe Michell
- Junction K-8
- Lawrence Elementary
- Livermore High
- Marilyn Avenue Elementary
- Rancho Las Positas Elementary
- Sunset Elementary
- William Mendenhall Middle

<sup>1</sup> District-wide student enrollment from California Department of Education. Enrollment by School 2020

<sup>2</sup> Alameda County SR2S Program SSAs can be downloaded at this site: <https://alamedacountysr2s.org/our-program/school-safety-assessments/>



## 2018-2019 Mode Split



Source: 2018-2019 Student Hand Tallies. 2019-2020 and 2020-2021 Hand Tallies were canceled due to the COVID-19 pandemic.

- Drive Alone: Students riding in cars only with those in their own household
- Shared Modes: Carpooling, taking the school bus, city bus, or BART
- Active Modes: Walking, biking, skateboarding, and other physically active modes

## 2020-2021 Activities at Participating Schools

- Virtual Pedestrian Rodeo
- Virtual Drive Your Bike
- Virtual Alameda County BikeMobile Visit
- Rail Safety Education
- International Walk and Roll Week
- Golden Sneaker Contest
- Travel Training
- Story Time
- Go Green
- Virtual Concert
- Bike to the Moon Week
- Creation for Transportation Event

## Spring 2021 Parent Survey Results

### Top Reasons to Walk or Bike

- Walking and biking encourage an active, healthy lifestyle (42%)
- None of the above - not interested in walking and biking (29%)
- Walking and biking is fun for my family (8%)
- I want to spend more time with my family (7%)

### Why Parents Walked or Biked During the Pandemic

- For exercise or to release energy (26%)
- To get outdoor time / fresh air (26%)
- For fun or recreation (22%)
- To spend time with friends or neighbors in a socially-distanced way (13%)

### Barriers to Walking/Biking to School

- Poor driving behavior on streets near school (18%)
- Speeding cars (17%)
- Bad weather (13%)
- Takes too long to walk or bike to school (12%)

# New Haven Unified School District



## District Profile

District Enrollment: 10769<sup>1</sup>

Schools Enrolled in the Alameda County SR2S Program: 100%

Schools Enrolled in Access Safe Routes Program: 2

School Safety Assessments Completed to Date: 8<sup>2</sup>

SR2S Task Force: Newark/New Haven

Task Force Meeting Participants: 18

School Champions: 20

## Demographics of Enrolled Schools

45% of schools are Title One

94% of school population identifies as non-white or Hispanic

39% of students qualify for free/reduced-price meals

### Enrolled Schools

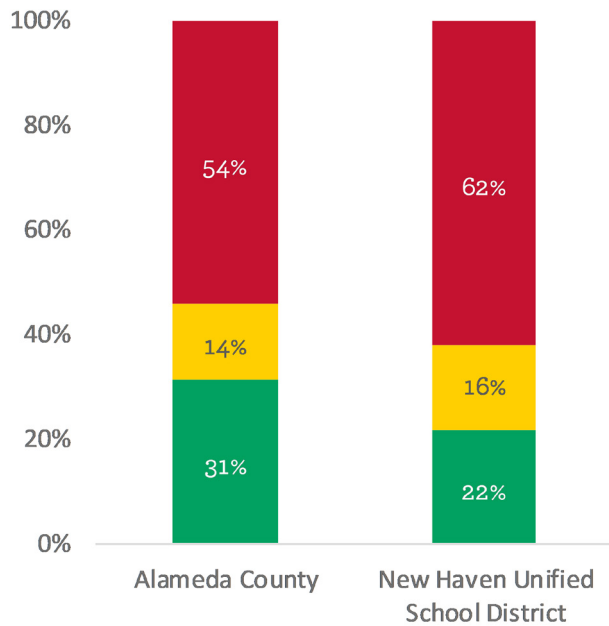
- Alvarado Elementary
- Cesar Chavez Middle
- Conley-Caraballo High
- Delaine Eastin Elementary
- Guy Jr. Emanuele Elementary
- Itliong-Vera Cruz Middle
- James Logan High
- Pioneer Elementary
- Searles Elementary
- Tom Kitayama Elementary

<sup>1</sup> District-wide student enrollment from California Department of Education. Enrollment by School 2020

<sup>2</sup> Alameda County SR2S Program SSAs can be downloaded at this site: <https://alamedacountysr2s.org/our-program/school-safety-assessments/>



## 2018-2019 Mode Split



Source: 2018-2019 Student Hand Tallies. 2019-2020 and 2020-2021 Hand Tallies were canceled due to the COVID-19 pandemic.

- Drive Alone: Students riding in cars only with those in their own household
- Shared Modes: Carpooling, taking the school bus, city bus, or BART
- Active Modes: Walking, biking, skateboarding, and other physically active modes

## 2020-2021 Activities at Participating Schools

- Virtual Pedestrian Rodeo
- Bike Rodeo
- Virtual Drive Your Bike
- International Walk and Roll Week
- Golden Sneaker Contest
- Creation for Transportation Event
- Travel Training
- Story Time
- Go Green
- Educator's Guide Presentations
- Virtual Concert
- Bike to the Moon Week

## Spring 2021 Parent Survey Results

### Top Reasons to Walk or Bike

- Walking and biking encourage an active, healthy lifestyle (54%)
- None of the above - not interested in walking and biking (19%)
- Walking and biking is the most affordable option (16%)
- Walking and biking is fun for my family (8%)

### Why Parents Walked or Biked During the Pandemic

- For exercise or to release energy (26%)
- For fun or recreation (26%)
- To get outdoor time / fresh air (24%)
- As a part of a school activity or assignment (10%)

### Barriers to Walking/Biking to School

- Takes too long to walk or bike to school (17%)
- I have to drop another sibling off at a different school (14%)
- Lack of facilities (no sidewalks, bike paths, or routes) (12%)
- Speeding cars (10%)

# Newark Unified School District



## District Profile

District Enrollment: 2695<sup>1</sup>

Schools Enrolled in the Alameda County SR2S Program: 50%

Schools Enrolled in Access Safe Routes Program: 2

School Safety Assessments Completed to Date: 4<sup>2</sup>

SR2S Task Force: Newark/New Haven

Task Force Meeting Participants: 3

School Champions: 12

## Demographics of Enrolled Schools

83% of schools are Title One

89% of school population identifies as non-white or Hispanic

of students qualify for free/reduced-price meals

### Enrolled Schools

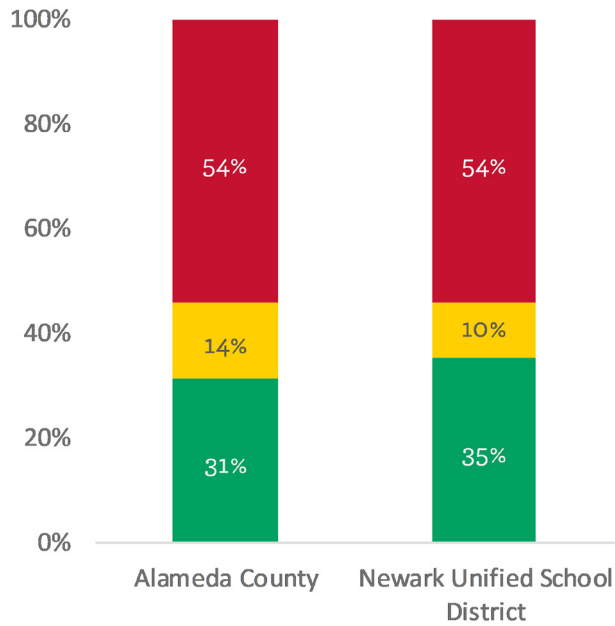
- August Schilling Elementary
- E. L. Musick Elementary
- James A. Graham Elementary
- John F. Kennedy Elementary
- Lincoln Elementary
- Newark Junior High

<sup>1</sup> District-wide student enrollment from California Department of Education. Enrollment by School 2020

<sup>2</sup> Alameda County SR2S Program SSAs can be downloaded at this site: <https://alamedacountysr2s.org/our-program/school-safety-assessments/>



## 2018-2019 Mode Split



Source: 2018-2019 Student Hand Tallies. 2019-2020 and 2020-2021 Hand Tallies were canceled due to the COVID-19 pandemic.

- Drive Alone: Students riding in cars only with those in their own household
- Shared Modes: Carpooling, taking the school bus, city bus, or BART
- Active Modes: Walking, biking, skateboarding, and other physically active modes

## 2020-2021 Activities at Participating Schools

- Virtual Alameda County BikeMobile Visit
- International Walk and Roll Week

## Spring 2021 Parent Survey Results

### Top Reasons to Walk or Bike

- I want to spend more time with my family (63%)
- Walking and biking encourage an active, healthy lifestyle (38%)
- 0 (0%)
- 0 (0%)

### Why Parents Walked or Biked During the Pandemic

- For exercise or to release energy (44%)
- To run errands or get to an important destination (33%)
- To get outdoor time / fresh air (11%)
- For fun or recreation (11%)

### Barriers to Walking/Biking to School

- I have to drop another sibling off at a different school (15%)
- No crossing guards (15%)
- Bad weather (15%)
- Takes too long to walk or bike to school (15%)

Note: Low Sample Size for Survey

# Oakland Unified School District



**OAKLAND UNIFIED  
SCHOOL DISTRICT**  
Community Schools, Thriving Students

## District Profile

District Enrollment: 34386<sup>1</sup>

Schools Enrolled in the Alameda County SR2S Program: 67%

Schools Enrolled in Access Safe Routes Program: 5

School Safety Assessments Completed to Date: 48<sup>2</sup>

SR2S Task Force: Oakland

Task Force Meeting Participants: 55

School Champions: 63

## Demographics of Enrolled Schools

84% of schools are Title One

86% of school population identifies as non-white or Hispanic

70% of students qualify for free/reduced-price meals

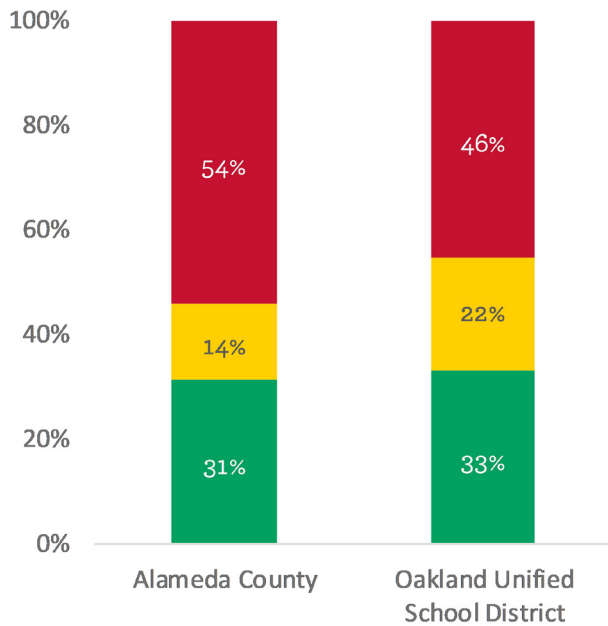
- Achieve Academy
- ACORN Woodland Elementary
- Allendale Elementary
- ARISE High
- ASCEND
- Aspire College Academy
- Bella Vista Elementary
- Bret Harte Middle
- Bridges Academy
- Brookfield Elementary
- Burckhalter Elementary
- Castlemont High
- Claremont Middle
- Community United & Futures Elementary
- Conservatory of Vocal/Instrumental Arts High
- Crocker Highlands Elementary
- Dewey Academy
- East Bay Innovation Academy
- East Oakland Pride Elementary
- Edna Brewer Middle
- Emerson Elementary
- EnCompass Academy Elementary
- Esperanza Elementary
- Franklin Elementary
- Fred T. Korematsu Discovery Academy
- Fremont High
- Frick Middle
- Garfield Elementary
- Glenview Elementary
- Global Family
- Grass Valley Elementary
- Greenleaf Elementary
- Hillcrest Elementary
- Hoover Elementary
- International Community
- Kaiser Elementary
- KIPP Bridge Academy
- La Escuelita Elementary
- Laurel Elementary
- Learning Without Limits
- LIFE Academy
- Lighthouse Community Charter
- Lincoln Elementary
- Madison Park Academy 6-12 (formerly Madison Middle)
- Madison Park Academy TK-5
- Manzanita Community
- Manzanita SEED Elementary
- Markham Elementary
- Martin Luther King, Jr. Elementary
- McClymonds High
- Montclair Elementary
- Montera Middle
- New Highland Academy
- Oakland Charter Academy
- Oakland International High
- Oakland School for the Arts
- Oakland Technical High
- Parker Elementary
- Peralta Elementary
- Piedmont Avenue Elementary
- Prescott
- Reach Academy
- Redwood Heights Elementary
- Rise Community
- Sankofa Academy
- Sequoia Elementary
- Skyline High
- Street Academy (Alternative)
- Think College Now
- United for Success Academy
- West Oakland Middle
- Westlake Middle

<sup>1</sup> District-wide student enrollment from California Department of Education. Enrollment by School 2020

<sup>2</sup> Alameda County SR2S Program SSAs can be downloaded at this site: <https://alamedacountysr2s.org/our-program/school-safety-assessments/>



## 2018-2019 Mode Split



Source: 2018-2019 Student Hand Tallies. 2019-2020 and 2020-2021 Hand Tallies were canceled due to the COVID-19 pandemic.

- Drive Alone: Students riding in cars only with those in their own household
- Shared Modes: Carpooling, taking the school bus, city bus, or BART
- Active Modes: Walking, biking, skateboarding, and other physically active modes

## 2020-2021 Activities at Participating Schools

- Virtual Pedestrian Rodeo
- Virtual Drive Your Bike
- Virtual Alameda County BikeMobile Visit
- International Walk and Roll Week
- Golden Sneaker Contest
- Creation for Transportation Event
- Story Time
- Virtual Concert
- Bike to the Moon Week

## Spring 2021 Parent Survey Results

### Top Reasons to Walk or Bike

- Walking and biking encourage an active, healthy lifestyle (47%)
- None of the above - not interested in walking and biking (19%)
- I want to spend more time with my family (9%)
- Walking and biking is fun for my family (8%)

### Why Parents Walked or Biked During the Pandemic

- To get outdoor time / fresh air (24%)
- For exercise or to release energy (24%)
- For fun or recreation (20%)
- To spend time with friends or neighbors in a socially-distanced way (12%)

### Barriers to Walking/Biking to School

- Poor driving behavior on streets near school (15%)
- Speeding cars (15%)
- Takes too long to walk or bike to school (13%)
- Bad weather (10%)



# Piedmont City Unified School District



## District Profile

District Enrollment: 1115<sup>1</sup>

Schools Enrolled in the Alameda County SR2S Program: 33%

Schools Enrolled in Access Safe Routes Program: 0

School Safety Assessments Completed to Date: 0<sup>2</sup>

SR2S Task Force: None

Task Force Meeting Participants: 0

School Champions: 2

## Demographics of Enrolled Schools

0% of schools are Title One

45% of school population identifies as non-white or Hispanic

2% of students qualify for free/reduced-price meals

### Enrolled Schools

- Havens Elementary
- Piedmont Middle

<sup>1</sup> District-wide student enrollment from California Department of Education. Enrollment by School 2020

<sup>2</sup> Alameda County SR2S Program SSAs can be downloaded at this site: <https://alamedacountysr2s.org/our-program/school-safety-assessments/>



# Pleasanton Unified School District

Pleasanton Unified School District



## District Profile

District Enrollment: 14673<sup>1</sup>

Schools Enrolled in the Alameda County SR2S Program: 93%

Schools Enrolled in Access Safe Routes Program: 1

School Safety Assessments Completed to Date: 11<sup>2</sup>

SR2S Task Force: Tri-Valley

Task Force Meeting Participants: 4

School Champions: 12

## Demographics of Enrolled Schools

0% of schools are Title One

67% of school population identifies as non-white or Hispanic

8% of students qualify for free/reduced-price meals

<sup>1</sup> District-wide student enrollment from California Department of Education. Enrollment by School 2020

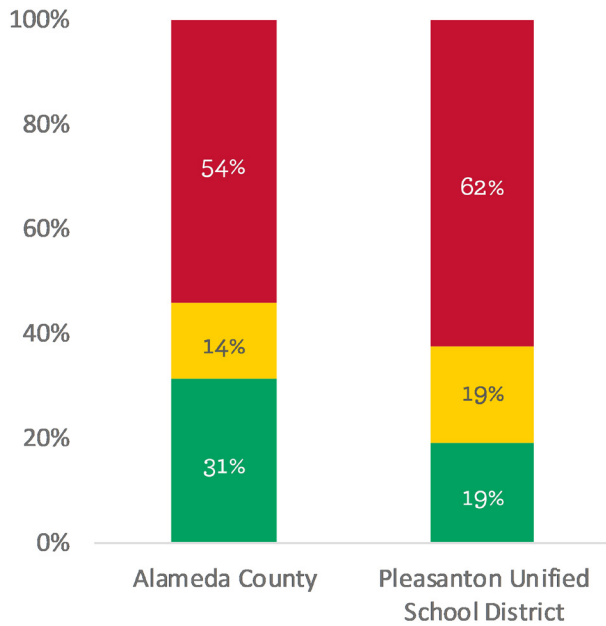
<sup>2</sup> Alameda County SR2S Program SSAs can be downloaded at this site: <https://alamedacounty2s.org/our-program/school-safety-assessments/>

## Enrolled Schools

- Alisal Elementary
- Amador Valley High
- Donlon Elementary
- Fairlands Elementary
- Foothill High
- Harvest Park Middle
- Henry P. Mohr Elementary
- Lydixsen Elementary
- Phoebe Apperson Hearst Elementary
- Pleasanton Middle
- Thomas S. Hart Middle
- Valley View Elementary
- Vintage Hills Elementary
- Walnut Grove Elementary



## 2018-2019 Mode Split



Source: 2018-2019 Student Hand Tallies. 2019-2020 and 2020-2021 Hand Tallies were canceled due to the COVID-19 pandemic.

- Drive Alone: Students riding in cars only with those in their own household
- Shared Modes: Carpooling, taking the school bus, city bus, or BART
- Active Modes: Walking, biking, skateboarding, and other physically active modes

## 2020-2021 Activities at Participating Schools

- Virtual Pedestrian Rodeo
- Virtual Alameda County BikeMobile Visit
- International Walk and Roll Week
- Golden Sneaker Contest
- Story Time
- Virtual Concert
- Bike to the Moon Week

## Spring 2021 Parent Survey Results

### Top Reasons to Walk or Bike

- Walking and biking encourage an active, healthy lifestyle (55%)
- None of the above - not interested in walking and biking (17%)
- I want to spend more time with my family (8%)
- Walking and biking is fun for my family (8%)

### Why Parents Walked or Biked During the Pandemic

- To get outdoor time / fresh air (28%)
- For exercise or to release energy (27%)
- For fun or recreation (24%)
- To spend time with friends or neighbors in a socially-distanced way (12%)

### Barriers to Walking/Biking to School

- Speeding cars (16%)
- Poor driving behavior on streets near school (15%)
- Bad weather (13%)
- Takes too long to walk or bike to school (13%)

# San Leandro Unified School District



## District Profile

District Enrollment: 8883<sup>1</sup>

Schools Enrolled in the Alameda County SR2S Program: 92%

Schools Enrolled in Access Safe Routes Program: 0

School Safety Assessments Completed to Date: 11<sup>2</sup>

SR2S Task Force: Central

Task Force Meeting Participants: 0

School Champions: 7

## Demographics of Enrolled Schools

91% of schools are Title One

90% of school population identifies as non-white or Hispanic

61% of students qualify for free/reduced-price meals

### Enrolled Schools

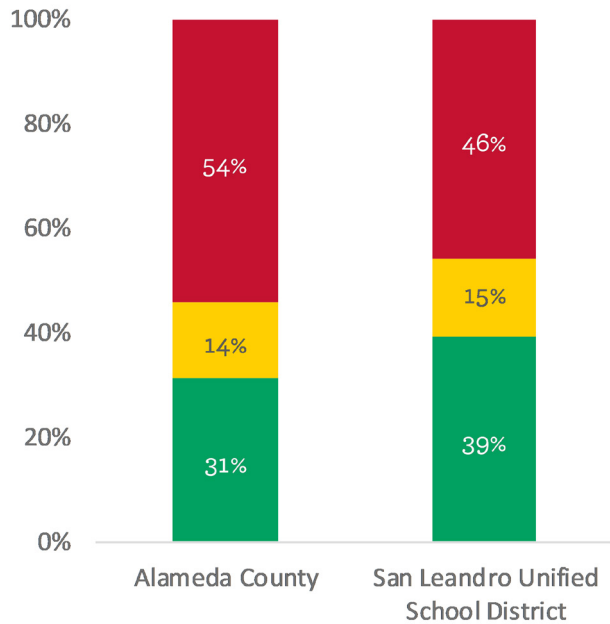
- Bancroft Middle
- Garfield Elementary
- Jefferson Elementary
- John Muir Middle
- Madison Elementary
- McKinley Elementary
- Monroe Elementary
- Roosevelt Elementary
- San Leandro High
- Washington Elementary
- Wilson Elementary

<sup>1</sup> District-wide student enrollment from California Department of Education. Enrollment by School 2020

<sup>2</sup> Alameda County SR2S Program SSAs can be downloaded at this site: <https://alamedacountysr2s.org/our-program/school-safety-assessments/>



## 2018-2019 Mode Split



Source: 2018-2019 Student Hand Tallies. 2019-2020 and 2020-2021 Hand Tallies were canceled due to the COVID-19 pandemic.

- Drive Alone: Students riding in cars only with those in their own household
- Shared Modes: Carpooling, taking the school bus, city bus, or BART
- Active Modes: Walking, biking, skateboarding, and other physically active modes

## Spring 2021 Parent Survey Results

Survey results not available for this District.

## 2020-2021 Activities at Participating Schools

- International Walk and Roll Week
- Golden Sneaker Contest
- Creation for Transportation Event
- Story Time
- Bike to the Moon Week

# San Lorenzo Unified School District



## District Profile

District Enrollment: 6819<sup>1</sup>

Schools Enrolled in the Alameda County SR2S Program: 61%

Schools Enrolled in Access Safe Routes Program: 0

School Safety Assessments Completed to Date: 11<sup>2</sup>

SR2S Task Force: Central

Task Force Meeting Participants: 1

School Champions: 7

## Demographics of Enrolled Schools

100% of schools are Title One

93% of school population identifies as non-white or Hispanic

63% of students qualify for free/reduced-price meals

### Enrolled Schools

- Bay Elementary
- Bohannon Middle
- Colonial Acres Elementary
- Corvallis Elementary
- Dayton Elementary
- Edendale Middle
- Hesperian Elementary
- Hillside Elementary
- Lorenzo Manor Elementary
- San Lorenzo High
- Washington Manor Middle

<sup>1</sup> District-wide student enrollment from California Department of Education. Enrollment by School 2020

<sup>2</sup> Alameda County SR2S Program SSAs can be downloaded at this site: <https://alamedacountysr2s.org/our-program/school-safety-assessments/>



## 2018-2019 Mode Split



Source: 2018-2019 Student Hand Tallies. 2019-2020 and 2020-2021 Hand Tallies were canceled due to the COVID-19 pandemic.

- Drive Alone: Students riding in cars only with those in their own household
- Shared Modes: Carpooling, taking the school bus, city bus, or BART
- Active Modes: Walking, biking, skateboarding, and other physically active modes

## 2020-2021 Activities at Participating Schools

- Virtual Pedestrian Rodeo
- Virtual Drive Your Bike
- Virtual Alameda County BikeMobile Visit
- International Walk and Roll Week
- Golden Sneaker Contest
- Virtual Concert
- Bike to the Moon Week

## Spring 2021 Parent Survey Results

### Top Reasons to Walk or Bike

- Walking and biking encourage an active, healthy lifestyle (100%)

### Why Parents Walked or Biked During the Pandemic

- To get outdoor time / fresh air (29%)
- For exercise or to release energy (29%)
- To run errands or get to an important destination (29%)
- For fun or recreation (14%)

### Barriers to Walking/Biking to School

- Bad weather (25%)
- Driving is more convenient (25%)
- Takes too long to walk or bike to school (25%)
- No crossing guards (13%)

Note: Low Sample Size for Survey