

**2021 international walk
& roll to school day
toolkit october 6, 2021**

Table of Contents

Event Description..... 1

Materials You Will Receive2

Event Timeline.....3

Event Promotion..... 4

In-Person and Virtual5

Frequently Asked Questions.....6

Photo Waiver.....7

Additional Safe Routes to Schools Activities.....8



The Alameda County Safe Routes to Schools Program is an Alameda County Transportation Commission program and is funded with Alameda County local sales tax Measure B, regional, state and federal funds.

Event Description

International Walk and Roll to School Day

(IWR2SD) is an annual event held by schools across the world to encourage students, caregivers, and the school community to walk, roll, or use other active modes of transportation to get to school.

This year, the event will be held on **Wednesday, October 6, 2021**. For over a decade, hundreds of schools across Alameda County have participated in this annual countywide celebration. The Safe Routes to Schools program has many tools to help you plan a successful event.

Celebrate and Encourage Walking and Rolling to School

We should celebrate and encourage because walking and rolling...

- » Can create safer environments around schools.
- » Can help reduce 40% of transportation-related CO2 emissions
- » Can reduce 20% of morning traffic congestion around schools
- » Can help students achieve 60 minutes of daily exercise, as recommended by the Center for Disease Control.

Purpose of this Toolkit

The purpose of this toolkit is to help school champions, staff, volunteers, or parents plan, prepare, and have a successful IWR2SD event!

COVID-19

Alameda County Safe Routes to Schools is excited to host this event in-person. However, IWR2SD may transition to a virtual event at any time leading up to October 6. If that happens, updated event information will be posted on the IWR2SD web page.

Please refer to your school and/or county guidelines regarding COVID as a reference to how to hold this event.



Materials You Will Receive

8.5"x11" event posters



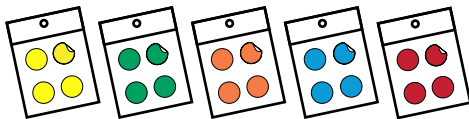
24"x36" event posters with translations



Mode chart for tracking how students arrive to school



Colored sticker dots (for students to place on mode chart on the day of the event)

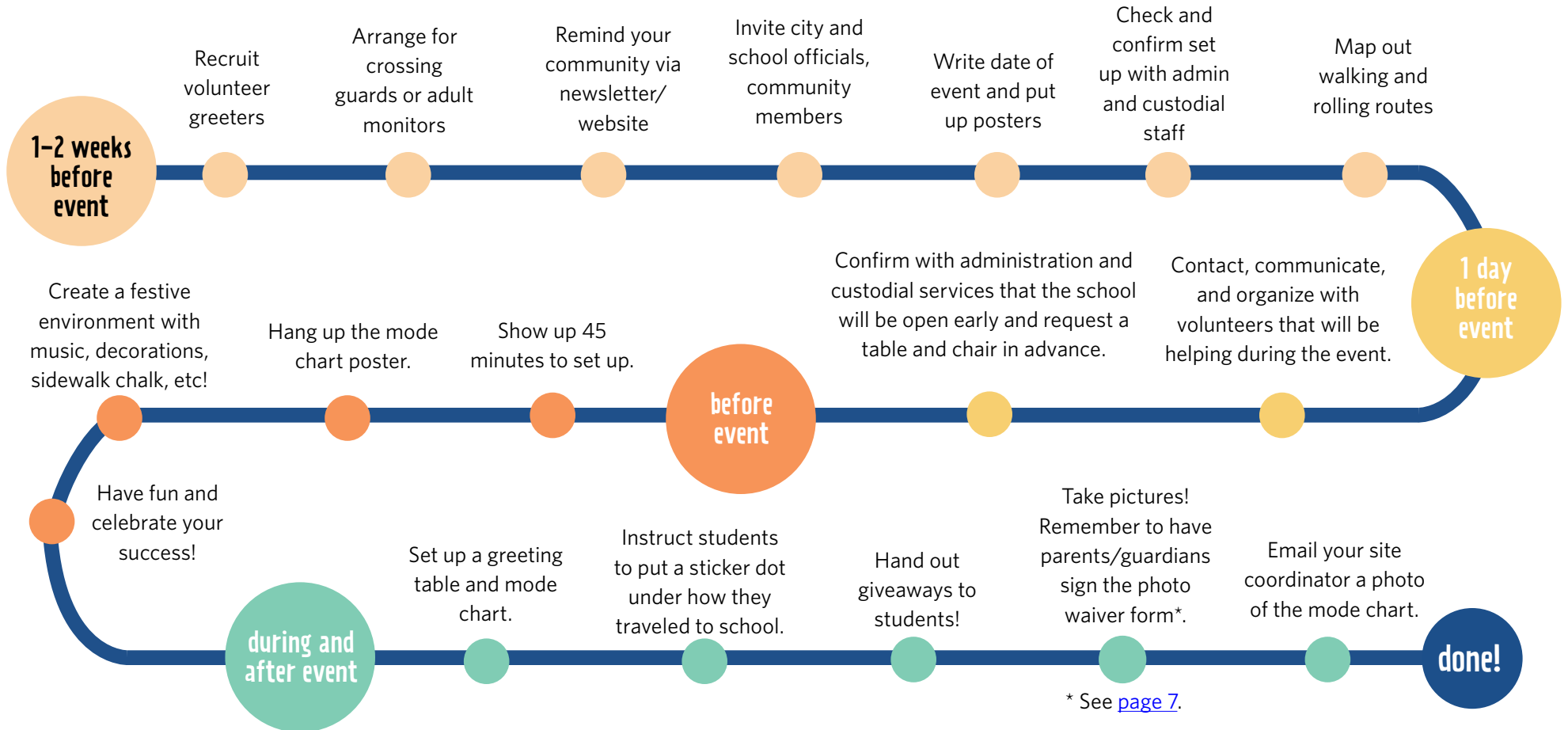


Giveaway gifts for students



Event Timeline

Here's a suggested timeline to help you plan and promote your event. This can be customized to the needs of your school and the scale of the event you have planned. More planning resources, flyer templates, and printable materials are located online at alamedacountysr2s.org/our-services/plan-an-event/iwr2sd/.



Event Promotion

Ways to Get the Word Out:

- » Put the IWR2SD newsletter template (found on the [IWR2SD webpage](#)) in your school newsletter.
- » Send flyers home.
- » Post flyers in your school.
- » Encourage students to make signs.
- » Post the electronic flyer online.
- » Announce IWR2S in your school newsletter. Ask classroom teachers to add a blurb in their school newsletters or their weekly memos.
- » Post the event on school marquee.
- » Notify teachers and the PTA via staff announcements.



In-Person and Virtual

Due to COVID-19, schools can choose to participate in IWR2SD through an in-person event or a virtual event. Schools are welcome to select an option that fits their visitor policy, district learning requirements, and local public health guidance.

Remember to follow all COVID-19 public health best practices, such as masks and physical distancing, regardless of which option a school chooses.

<h2>In-Person Event</h2>		<h2>Virtual Event</h2>
<p>Exterior school grounds, by a popular student entrance.</p>	<h3>Location</h3>	<p>Anywhere in your neighborhood!</p>
<p>Two people at minimum are needed: Person #1 will hand out giveaways. Person #2 will hand out sticker dots for students to put under their method of travel.</p>	<h3>Coordination</h3>	<p>Email out the link to the virtual mode chart to your school. Coordinate with your school to drop off the pencils or sunglasses.</p>
<p>Use the paper 24"x36" mode chart.</p>	<h3>Which Mode Chart?</h3>	<p>Use the virtual mode chart, available on the IWR2SD webpage. Students will fill out an individual mode chart.</p>
<p>Send a picture of the mode chart to your site coordinator by Monday, November 1.</p>	<h3>Submitting Mode Chart</h3>	<p>Students will click "Submit" and that's it!</p>
<p>Send to your site coordinator. Remember to get permission from parents and caretakers using the photo waiver.</p>	<h3>Photos, Videos, and Quotes</h3>	<p>Send to your site coordinator. Remember to ask parents and caretakers for permission using the photo waiver.</p>

Frequently Asked Questions

How early should volunteers arrive at school?

Forty-five minutes gives volunteers ample time to set up for the event.

What if COVID-19 cases rise and our school closes, or we are unable to have an in-person event?

We are prepared to make this into a virtual event and will provide all materials digitally. You can find updates on our [IWR2SD webpage](#).

What if there are no visitors allowed on campus?

Volunteers (specialist teachers, office staff, caregivers) can set up the mode chart at the entrance of school, older students (ie: fourth and fifth graders) can guide students to put stickers under the mode of transportation used to get to school. Incentives can be left at the office for students to pick up. **Please check with your school administration, guardians may also be able to stand at the entrances of schools and tally mark how students are arriving at school.**

How will you ensure that students are staying physically distanced while participating in this event?

We will do our best to ensure that students stay physically distant during the event. However, we are not able to guarantee physical distancing. We encourage social distancing best practices, such as tape and 6-foot markers on the floor, masks, etc.

What if we want to have this event during a different date?

You can have this event at a date that works for your school and write the date of the event on the posters.

How will materials be distributed?


Your coordinator will designate a spot for you to pick up materials, contact-free.

What if I am unable to attend the Task Force meeting?

We will record task force meetings so that you have all of the information that you need. You can also always reach out to your coordinator with any additional questions.


What if my school wants to hold this event virtually?

Schools can opt to virtually celebrate IWR2SD for health and safety reasons. Students and their families can still walk, bike, skate, scoot, or take public transit in their neighborhood or while traveling to school. We will provide links to an individual mode tracking chart for students to fill out in English, Spanish, and other languages.



For any other questions, reach out to your site coordinator!





Photo/Video Liability Waiver and Release

I, the undersigned, hereby authorize the Alameda County Safe Routes to Schools (SR2S) Program and its administering agency, the Alameda County Transportation Commission (Alameda CTC), the right to use any photograph(s) and/or video footage of myself and/or my minor child participating in any and all Alameda County Safe Routes to Schools Program activities. Such photograph(s) and/or video footage may be used in program communications, publications and other media, including their websites and social media accounts, for SR2S Program purposes including, but not limited to, SR2S Program promotion and marketing, editorial publication, and non-commercial promotional use and advertising.

On behalf of myself and my child, I hereby waive and release all rights to financial compensation for use of such photograph(s) and/or video footage, and all rights to inspect or approve the uses of such images and likenesses. The authorizations and release I make in this agreement are made in perpetuity. I release Alameda CTC from any claims for remunerations associated with any form of damage, foreseen or unforeseen, associated with the commercial or artistic use of such photograph(s) or video footage.

I hereby certify that I am the parent or guardian of the child named, and that I have read, understood, and agreed to the foregoing.

Event				Date
Parent Name	Minor Child Name	Signature	Phone	Email



The Alameda County Safe Routes to Schools Program is funded by the Alameda County Transportation Commission (www.alamedactc.org).
Your transportation dollars at work!



Additional Safe Routes to Schools Activities

Make everyday IWR2SD! Your school can have fun throughout the year with our many in-person and virtual services, including:

- » [Ongoing Walk and Roll to School Days](#)
- » [Drive Your Bike 101 and 102](#)
- » [The BikeMobile](#)
- » [Pedestrian Rodeos](#)
- » [Bike Rodeos](#)
- » [Music Notes](#)
- » [Travel Training](#)
- » [Transportation Storytime](#)
- » [School Safety Assessments](#)
- » [Suggested routes to school maps](#)



Visit the “Our Services” web page to learn about these activities and more: alamedacountysr2s.org/our-services/.





www.alamedacountysr2s.org
staff@alamedacountysr2s.org

Funded By:



Alameda County Transportation Commission
1111 Broadway, Suite 800
Oakland, CA 94607
www.AlamedaCTC.org



METROPOLITAN
TRANSPORTATION
COMMISSION

