

# The Academy of Alameda Elementary

Alameda Unified School District



## School Profile

Type: Elementary

Enrollment: 298

Charter School: Yes

Enrolled in Access Safe Routes Program: Yes

Site Assessment Completed: Not Completed\*

School Champions: 2



## Demographics

Title One School: Yes

80% of school population identifies as non-white or Hispanic

47% of students qualify for free/reduced-price meals

\*To view completed Site Assessments visit  
<https://alamedacountysr2s.org/our-program/school-safety-assessments>

### Sources

NOTE: Due to the COVID-19 pandemic, the Alameda County SR2S Program was not able to collect student hand tallies for the 2019-2020 school year as planned.

Enrollment: California Department of Education. Enrollment by School 2019-20.

School Champions: SR2S Site Coordinator School Evaluation.

Title One: Reflects program eligibility based on the federal threshold of 40% of students who qualify for the Free and Reduced Lunch Program.

Non-white/Hispanic: California Department of Education. Enrollment by School 2019-20.

Free/Reduced-Price Meals: California Department of Education. Unduplicated Student Poverty-FRPM Data 2019-20.

Historic Mode Split and Changes in Travel Behavior: Student Hand Tallies



[alamedacountysr2s.org](https://alamedacountysr2s.org) [info@alamedacountysr2s.org](mailto:info@alamedacountysr2s.org)

## 2019-2020 Activities

- Bike Train
- Alameda County BikeMobile Visit
- International Walk and Roll to School Day
- Golden Sneaker Contest
- Ongoing Walk and Roll Events

## 2018-2019 Activities




- Not Enrolled in 2018-2019 School Year



The Alameda County Safe Routes to Schools Program is a program of the Alameda County Transportation Commission ([alamedactc.org](http://alamedactc.org)) and is funded with Alameda County's local sales tax Measure B, regional, state and federal funds.

## Historic Mode Split



-  Drive Alone: Students riding in cars only with those in their own household
-  Shared Modes: Carpooling, taking the school bus, city bus, or BART
-  Active Modes: Walking, biking, skateboarding, and other physically active modes

## Changes in Travel Behavior

From N/A to N/A

**N/A** active transportation trips

**N/A** shared trips

**N/A** drive-alone trips

## Top Parent/Caregiver Concerns

(2018-19)

- Insufficient data available

