

Granada High

Livermore Valley Joint Unified School District



School Profile

Type: High School

Enrollment: 2292

Charter School: No

Enrolled in Access Safe Routes Program: Not Enrolled

Site Assessment Completed: 2016*

School Champions: 2

Participating in Free + Universal Transit Pass Program

4% of eligible students received Clipper Cards



Demographics

Title One School: No

50% of school population identifies as non-white or Hispanic

19% of students qualify for free/reduced-price meals

*To view completed Site Assessments visit
<https://alamedacountysr2s.org/our-program/school-safety-assessments>

Sources

NOTE: Due to the COVID-19 pandemic, the Alameda County SR2S Program was not able to collect student hand tallies for the 2019-2020 school year as planned.

Enrollment: California Department of Education. Enrollment by School 2019-20.

School Champions: SR2S Site Coordinator School Evaluation.

Title One: Reflects program eligibility based on the federal threshold of 40% of students who qualify for the Free and Reduced Lunch Program.

Non-white/Hispanic: California Department of Education. Enrollment by School 2019-20.

Free/Reduced-Price Meals: California Department of Education. Unduplicated Student Poverty-FRPM Data 2019-20.

Historic Mode Split and Changes in Travel Behavior: Student Hand Tallies



alamedacountysr2s.org info@alamedacountysr2s.org

2019-2020 Activities

- Drive Your Bike
- Ongoing Walk and Roll Events

2018-2019 Activities




- Drive Your Bike
- Cocoa for Carpools



The Alameda County Safe Routes to Schools Program is a program of the Alameda County Transportation Commission (alamedactc.org) and is funded with Alameda County's local sales tax Measure B, regional, state and federal funds.

Historic Mode Split



-  Drive Alone: Students riding in cars only with those in their own household
-  Shared Modes: Carpooling, taking the school bus, city bus, or BART
-  Active Modes: Walking, biking, skateboarding, and other physically active modes

Changes in Travel Behavior

From N/A to N/A

N/A active transportation trips

N/A shared trips

N/A drive-alone trips

Top Parent/Caregiver Concerns

(2018-19)

- Insufficient data available

