

Interactive Table of Contents

The 2019-20 School Site Snapshots are organized by the school district.
Click each school to navigate to the corresponding 2019-20 School Site Snapshot.

Alameda County Office of Education

Community School for Creative Education
Cox Academy

Alameda Unified School District

Alameda High
Amelia Earhart Elementary
Bay Farm
Edison Elementary
Encinal Junior/Senior High
Frank Otis Elementary
Franklin Elementary (Alameda)
Island High (Continuation)
Lincoln Middle
Love Elementary
Maya Lin
Nea Community Learning Center
Ruby Bridges Elementary
The Academy of Alameda Elementary
The Academy of Alameda Middle
Will C. Wood Middle
William G. Paden Elementary

Albany City Unified School District

Albany High
Albany Middle
Cornell Elementary
Marin Elementary
Ocean View Elementary

Berkeley Unified School District

Berkeley Arts Magnet at Whittier
Berkeley High
Cragmont Elementary
Emerson Elementary (Berkeley)
Jefferson Elementary (Berkeley)
John Muir Elementary
Longfellow Arts and Technology Middle



Interactive Table of Contents

*The 2019-20 School Site Snapshots are organized by the school district.
Click each school to navigate to the corresponding 2019-20 School Site Snapshot.*

Malcolm X Elementary
Martin Luther King, Jr. Middle (Berkeley)
Oxford Elementary
Rosa Parks Environmental Science
Sylvia Mendez Elementary
Thousand Oaks Elementary
Washington Elementary (Berkeley)
Willard Middle

Castro Valley Unified School District

Canyon Middle
Castro Valley Elementary
Castro Valley High
Chabot Elementary (Castro Valley)
Crestside Middle
Independent Elementary
Jensen Ranch Elementary
Marshall Elementary
Palomares Elementary
Proctor Elementary
Stanton Elementary
Vannoy Elementary

Dublin Unified School District

Cottonwood Creek
Dublin Elementary
Dublin High
Eleanor Murray Fallon
Frederiksen Elementary
Harold William Kolb
J. M. Amador Elementary
James Dougherty Elementary
John Green Elementary
Murray Elementary
Wells Middle



Interactive Table of Contents

The 2019-20 School Site Snapshots are organized by the school district.

Click each school to navigate to the corresponding 2019-20 School Site Snapshot.

Emery Unified School District

Anna Yates Elementary

Fremont Unified School District

American High
Ardenwood Elementary
Brier Elementary
Brookvale Elementary
Cabrillo Elementary
Centerville Junior High
E. M. Grimmer Elementary
Forest Park Elementary
Fred E. Weibel Elementary
G. M. Walters Junior High
Harvey Green Elementary
Irvington High
J. Haley Durham Elementary
James Leitch Elementary
John Blacow Elementary
John G. Mattos Elementary
Joseph Azevada Elementary
Joshua Chadbourne Elementary
Mission Valley Elementary
Niles Elementary
O. N. Hirsch Elementary
Oliveira Elementary
Parkmont Elementary
Patterson Elementary
Thornton Junior High
Tom Maloney Elementary
Warwick Elementary
Washington High

Hayward Unified School District

Anthony W. Ochoa Middle
Bowman Elementary
Bret Harte Middle (Hayward)
Burbank Elementary
Cesar Chavez Middle (Hayward)



Interactive Table of Contents

*The 2019-20 School Site Snapshots are organized by the school district.
Click each school to navigate to the corresponding 2019-20 School Site Snapshot.*

Cherryland Elementary
East Avenue Elementary
Fairview Elementary
Faith Ringgold School of Arts and Science
Golden Oak Montessori of Hayward
Harder Elementary
Impact Academy of Arts & Technology
Lorin A. Eden Elementary
Martin Luther King, Jr. Middle (Hayward)
Park Elementary
Schafer Park Elementary
Southgate Elementary
Strobridge Elementary
Tennyson High
Treeview Elementary
Tyrrell Elementary
Winton Middle

Livermore Valley Joint Unified School District

Altamont Creek Elementary
Andrew N. Christensen Middle
Arroyo Seco Elementary
Del Valle Continuation High
East Avenue Middle
Emma C. Smith Elementary
Granada High
Jackson Avenue Elementary
Joe Michell
Junction K-8
Lawrence Elementary
Livermore High
Marylin Avenue Elementary
Rancho Las Positas Elementary
Sunset Elementary
William Mendenhall Middle



Interactive Table of Contents

The 2019-20 School Site Snapshots are organized by the school district.
Click each school to navigate to the corresponding 2019-20 School Site Snapshot.

New Haven Unified School District

Alvarado Elementary
Cesar Chavez Middle (Union City)
Conley-Caraballo High
Delaine Eastin Elementary
Guy Jr. Emanuele Elementary
Itliong-Vera Cruz Middle
James Logan High
Pioneer Elementary
Searles Elementary
Tom Kitayama Elementary

Newark Unified School District

August Schilling Elementary
E. L. Musick Elementary
James A. Graham Elementary
John F. Kennedy Elementary
Lincoln Elementary (Newark)
Newark Junior High

Oakland Unified School District

Achieve Academy
ACORN Woodland Elementary
Allendale Elementary
ARISE High
ASCEND
Aspire College Academy
Bella Vista Elementary
Bret Harte Middle (Oakland)
Bridges Academy
Brookfield Elementary
Burckhalter Elementary
Castlemont High
Claremont Middle
Community United & Futures Elementary
Conservatory of Vocal/Instrumental Arts High
Crocker Highlands Elementary
Dewey Academy
East Bay Innovation Academy



Interactive Table of Contents

The 2019-20 School Site Snapshots are organized by the school district.

Click each school to navigate to the corresponding 2019-20 School Site Snapshot.

East Oakland Pride Elementary
Edna Brewer Middle
Emerson Elementary (Oakland)
EnCompass Academy Elementary
Esperanza Elementary
Franklin Elementary (Oakland)
Fred T. Korematsu Discovery Academy
Fremont High
Frick Middle
Garfield Elementary (Oakland)
Glenview Elementary
Global Family
Grass Valley Elementary
Greenleaf Elementary
Hillcrest Elementary
Hoover Elementary
International Community
Kaiser Elementary
KIPP Bridge Academy
La Escuelita Elementary
Laurel Elementary
Learning Without Limits
LIFE Academy
Lighthouse Community Charter
Lincoln Elementary (Oakland)
Madison Park Academy 6-12
Madison Park Academy TK-5
Manzanita Community
Manzanita SEED Elementary
Markham Elementary
Martin Luther King, Jr. Elementary
McClymonds High
Montclair Elementary
Montera Middle
New Highland Academy
Oakland Charter Academy
Oakland International High
Oakland School for the Arts
Oakland Technical High
Parker Elementary



Interactive Table of Contents

*The 2019-20 School Site Snapshots are organized by the school district.
Click each school to navigate to the corresponding 2019-20 School Site Snapshot.*

Peralta Elementary
Piedmont Avenue Elementary
Prescott (formerly PLACE @ Prescott)
Reach Academy
Redwood Heights Elementary
Rise Community
Sankofa Academy
Sequoia Elementary
Skyline High
Street Academy (Alternative)
Think College Now
United for Success Academy
West Oakland Middle
Westlake Middle

Piedmont City Unified School District

Havens Elementary
Piedmont Middle

Pleasanton Unified School District

Alisal Elementary
Amador Valley High
Donlon Elementary
Fairlands Elementary
Foothill High
Harvest Park Middle
Henry P. Mohr Elementary
Lydiksen Elementary
Phoebe Apperson Hearst Elementary
Pleasanton Middle
Thomas S. Hart Middle
Valley View Elementary
Vintage Hills Elementary
Walnut Grove Elementary



Interactive Table of Contents

*The 2019-20 School Site Snapshots are organized by the school district.
Click each school to navigate to the corresponding 2019-20 School Site Snapshot.*

San Leandro Unified School District

Bancroft Middle
Garfield Elementary (San Leandro)
Jefferson Elementary (San Leandro)
John Muir Middle
Madison Elementary
McKinley Elementary
Monroe Elementary
Roosevelt Elementary
San Leandro High
Washington Elementary (San Leandro)
Wilson Elementary

San Lorenzo Unified School District

Bay Elementary
Bohannon Middle
Colonial Acres Elementary
Corvallis Elementary
Dayton Elementary
Edendale Middle
Hesperian Elementary
Hillside Elementary
Lorenzo Manor Elementary
San Lorenzo High
Washington Manor Middle



Alameda County Office of Education

[↑ BACK TO TOP](#)



alamedacountysr2s.org info@alamedacountysr2s.org

The Alameda County Safe Routes to Schools Program is a program of the Alameda County Transportation Commission (alamedactc.org) and is funded with Alameda County's local sales tax Measure B, regional, state and federal funds.

Community School for Creative Education

Alameda County Office of Education



School Profile

Type: K-8

Enrollment: 267

Charter School: Yes

Enrolled in Access Safe Routes Program: Yes

Site Assessment Completed: 2019*

School Champions: 1



Demographics

Title One School: Yes

97% of school population identifies as non-white or Hispanic

85% of students qualify for free/reduced-price meals

2019-2020 Activities

- Alameda County BikeMobile Visit
- International Walk and Roll to School Day
- Golden Sneaker Contest

2018-2019 Activities

- Not Enrolled in 2018-2019 School Year

↑ BACK TO TOP

*To view completed Site Assessments visit
<https://alamedacountysr2s.org/our-program/school-safety-assessments>

Sources

NOTE: Due to the COVID-19 pandemic, the Alameda County SR2S Program was not able to collect student hand tallies for the 2019-2020 school year as planned.

Enrollment: California Department of Education. Enrollment by School 2019-20.

School Champions: SR2S Site Coordinator School Evaluation.

Title One: Reflects program eligibility based on the federal threshold of 40% of students who qualify for the Free and Reduced Lunch Program.

Non-white/Hispanic: California Department of Education. Enrollment by School 2019-20.

Free/Reduced-Price Meals: California Department of Education. Unduplicated Student Poverty-FRPM Data 2019-20.

Historic Mode Split and Changes in Travel Behavior: Student Hand Tallies



alamedacountysr2s.org info@alamedacountysr2s.org



The Alameda County Safe Routes to Schools Program is a program of the Alameda County Transportation Commission (alamedactc.org) and is funded with Alameda County's local sales tax Measure B, regional, state and federal funds.

Historic Mode Split



- Drive Alone: Students riding in cars only with those in their own household
- Shared Modes: Carpooling, taking the school bus, city bus, or BART
- Active Modes: Walking, biking, skateboarding, and other physically active modes

Changes in Travel Behavior

From N/A to N/A

N/A active transportation trips

N/A shared trips

N/A drive-alone trips

Top Parent/Caregiver Concerns

(2018-19)

- Insufficient data available

[↑ BACK TO TOP](#)



Cox Academy

Alameda County Office of Education



School Profile

Type: Elementary

Enrollment: 587

Charter School: Yes

Enrolled in Access Safe Routes Program: Yes

Site Assessment Completed: 2010*

School Champions: 1



Demographics

Title One School: Yes

100% of school population identifies as non-white or Hispanic

82% of students qualify for free/reduced-price meals

2019-2020 Activities

- No Reported Activities

2018-2019 Activities

- Not Enrolled in 2018-2019 School Year

↑ BACK TO TOP

*To view completed Site Assessments visit
<https://alamedacountysr2s.org/our-program/school-safety-assessments>

Sources

NOTE: Due to the COVID-19 pandemic, the Alameda County SR2S Program was not able to collect student hand tallies for the 2019-2020 school year as planned.

Enrollment: California Department of Education. Enrollment by School 2019-20.

School Champions: SR2S Site Coordinator School Evaluation.

Title One: Reflects program eligibility based on the federal threshold of 40% of students who qualify for the Free and Reduced Lunch Program.

Non-white/Hispanic: California Department of Education. Enrollment by School 2019-20.

Free/Reduced-Price Meals: California Department of Education. Unduplicated Student Poverty-FRPM Data 2019-20.

Historic Mode Split and Changes in Travel Behavior: Student Hand Tallies



alamedacountysr2s.org info@alamedacountysr2s.org



The Alameda County Safe Routes to Schools Program is a program of the Alameda County Transportation Commission (alamedactc.org) and is funded with Alameda County's local sales tax Measure B, regional, state and federal funds.

Historic Mode Split



- Drive Alone: Students riding in cars only with those in their own household
- Shared Modes: Carpooling, taking the school bus, city bus, or BART
- Active Modes: Walking, biking, skateboarding, and other physically active modes

Changes in Travel Behavior

From N/A to N/A

- N/A active transportation trips
- N/A shared trips
- N/A drive-alone trips

Top Parent/Caregiver Concerns

(2018-19)

- Insufficient data available



Alameda Unified School District

[↑ BACK TO TOP](#)



alamedacountysr2s.org info@alamedacountysr2s.org

The Alameda County Safe Routes to Schools Program is a program of the Alameda County Transportation Commission (alamedactc.org) and is funded with Alameda County's local sales tax Measure B, regional, state and federal funds.

Alameda High

Alameda Unified School District



School Profile

Type: High School

Enrollment: 1777

Charter School: No

Enrolled in Access Safe Routes Program: Not Enrolled

Site Assessment Completed: Not Completed*

School Champions: 0



Demographics

Title One School: No

69% of school population identifies as non-white or Hispanic

20% of students qualify for free/reduced-price meals

2019-2020 Activities

- No Reported Activities

2018-2019 Activities

- Not Enrolled in 2018-2019 School Year

↑ BACK TO TOP

*To view completed Site Assessments visit
<https://alamedacountysr2s.org/our-program/school-safety-assessments>

Sources

NOTE: Due to the COVID-19 pandemic, the Alameda County SR2S Program was not able to collect student hand tallies for the 2019-2020 school year as planned.

Enrollment: California Department of Education. Enrollment by School 2019-20.

School Champions: SR2S Site Coordinator School Evaluation.

Title One: Reflects program eligibility based on the federal threshold of 40% of students who qualify for the Free and Reduced Lunch Program.

Non-white/Hispanic: California Department of Education. Enrollment by School 2019-20.

Free/Reduced-Price Meals: California Department of Education. Unduplicated Student Poverty-FRPM Data 2019-20.

Historic Mode Split and Changes in Travel Behavior: Student Hand Tallies



alamedacountysr2s.org info@alamedacountysr2s.org



The Alameda County Safe Routes to Schools Program is a program of the Alameda County Transportation Commission (alamedactc.org) and is funded with Alameda County's local sales tax Measure B, regional, state and federal funds.

Historic Mode Split



- Drive Alone: Students riding in cars only with those in their own household
- Shared Modes: Carpooling, taking the school bus, city bus, or BART
- Active Modes: Walking, biking, skateboarding, and other physically active modes

Changes in Travel Behavior

From N/A to N/A

N/A active transportation trips

N/A shared trips

N/A drive-alone trips

Top Parent/Caregiver Concerns

(2018-19)

- Insufficient data available



Amelia Earhart Elementary

Alameda Unified School District



School Profile

Type: Elementary

Enrollment: 652

Charter School: No

Enrolled in Access Safe Routes Program: Not Enrolled

Site Assessment Completed: 2020*

School Champions: 1



Demographics

Title One School: No

77% of school population identifies as non-white or Hispanic

9% of students qualify for free/reduced-price meals

2019-2020 Activities

- International Walk and Roll to School Day

2018-2019 Activities

- Bike to School Day
- International Walk and Roll to School Day

↑ BACK TO TOP

*To view completed Site Assessments visit
<https://alamedacountysr2s.org/our-program/school-safety-assessments>

Sources

NOTE: Due to the COVID-19 pandemic, the Alameda County SR2S Program was not able to collect student hand tallies for the 2019-2020 school year as planned.

Enrollment: California Department of Education. Enrollment by School 2019-20.

School Champions: SR2S Site Coordinator School Evaluation.

Title One: Reflects program eligibility based on the federal threshold of 40% of students who qualify for the Free and Reduced Lunch Program.

Non-white/Hispanic: California Department of Education. Enrollment by School 2019-20.

Free/Reduced-Price Meals: California Department of Education. Unduplicated Student Poverty-FRPM Data 2019-20.

Historic Mode Split and Changes in Travel Behavior: Student Hand Tallies

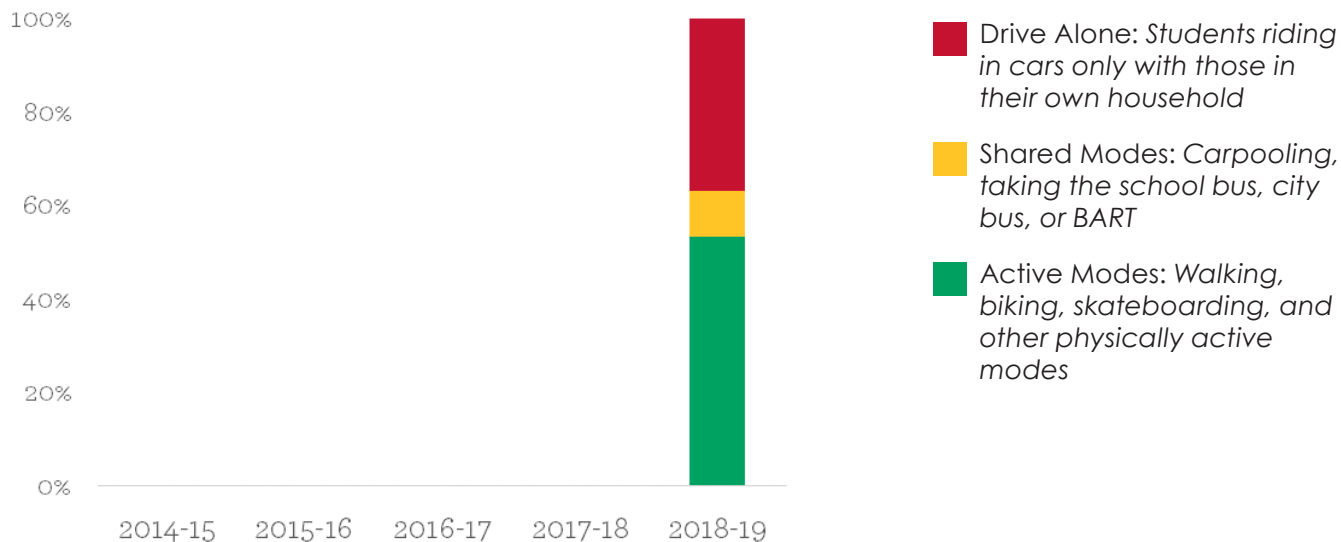


alamedacountysr2s.org info@alamedacountysr2s.org



The Alameda County Safe Routes to Schools Program is a program of the Alameda County Transportation Commission (alamedactc.org) and is funded with Alameda County's local sales tax Measure B, regional, state and federal funds.

Historic Mode Split



Changes in Travel Behavior

From N/A to N/A

N/A active transportation trips

N/A shared trips

N/A drive-alone trips

Top Parent/Caregiver Concerns

(2018-19)

- Bad weather
- Speeding cars
- Takes too long to walk or bike to school

[↑ BACK TO TOP](#)



Bay Farm

Alameda Unified School District

BAY FARM SCHOOL



School Profile

Type: K-8

Enrollment: 606

Charter School: No

Enrolled in Access Safe Routes Program: Not Enrolled

Site Assessment Completed: Not Completed*

School Champions: 3



Demographics

Title One School: No

72% of school population identifies as non-white or Hispanic

10% of students qualify for free/reduced-price meals

↑ BACK TO TOP

*To view completed Site Assessments visit
<https://alamedacountysr2s.org/our-program/school-safety-assessments>

Sources

NOTE: Due to the COVID-19 pandemic, the Alameda County SR2S Program was not able to collect student hand tallies for the 2019-2020 school year as planned.

Enrollment: California Department of Education. Enrollment by School 2019-20.

School Champions: SR2S Site Coordinator School Evaluation.

Title One: Reflects program eligibility based on the federal threshold of 40% of students who qualify for the Free and Reduced Lunch Program.

Non-white/Hispanic: California Department of Education. Enrollment by School 2019-20.

Free/Reduced-Price Meals: California Department of Education. Unduplicated Student Poverty-FRPM Data 2019-20.

Historic Mode Split and Changes in Travel Behavior: Student Hand Tallies



alamedacountysr2s.org info@alamedacountysr2s.org

2019-2020 Activities

- Bike Train
- Alameda County BikeMobile Visit
- International Walk and Roll to School Day
- Golden Sneaker Contest

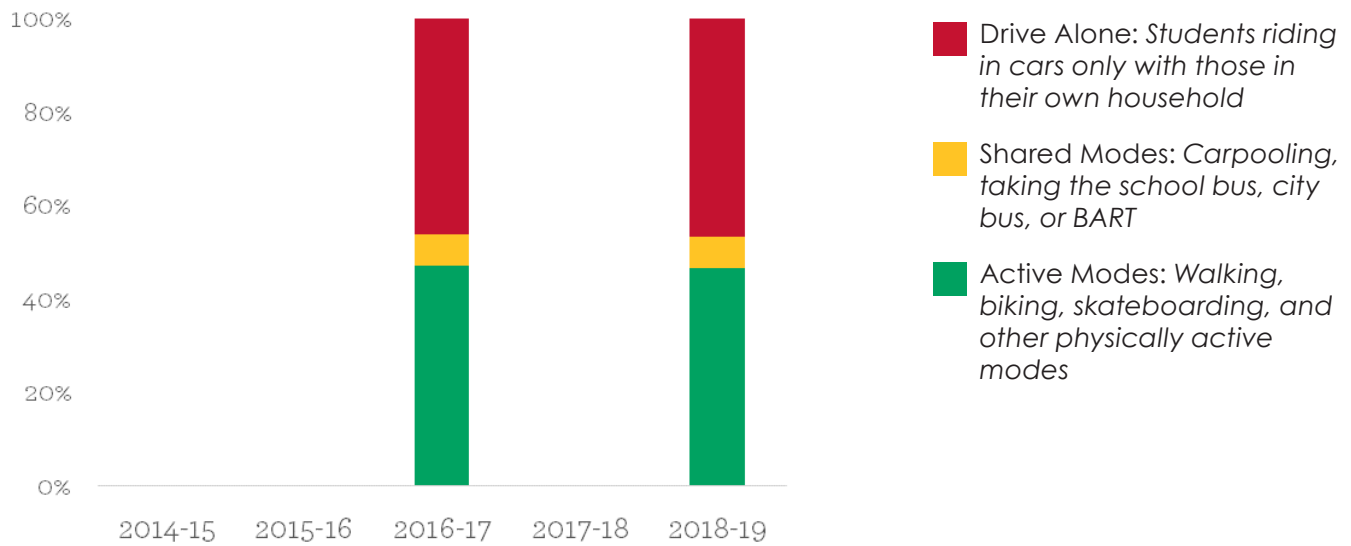
2018-2019 Activities

- Rock the Block Assembly
- Alameda County BikeMobile Visit
- Bike to School Day
- International Walk and Roll to School Day
- Golden Sneaker Contest



The Alameda County Safe Routes to Schools Program is a program of the Alameda County Transportation Commission (alamedactc.org) and is funded with Alameda County's local sales tax Measure B, regional, state and federal funds.

Historic Mode Split



Changes in Travel Behavior

From 2016-17 to 2016-17

-1% active transportation trips

0% shared trips

1% drive-alone trips

Top Parent/Caregiver Concerns

(2018-19)

- Bad weather
- Speeding cars
- No crossing guards

[↑ BACK TO TOP](#)



Edison Elementary

Alameda Unified School District

EDISON ELEMENTARY SCHOOL 



School Profile

Type: Elementary

Enrollment: 467

Charter School: No

Enrolled in Access Safe Routes Program: Not Enrolled

Site Assessment Completed: 2019*

School Champions: 1



Demographics

Title One School: No

57% of school population identifies as non-white or Hispanic

12% of students qualify for free/reduced-price meals

↑ BACK TO TOP

*To view completed Site Assessments visit
<https://alamedacountysr2s.org/our-program/school-safety-assessments>

Sources

NOTE: Due to the COVID-19 pandemic, the Alameda County SR2S Program was not able to collect student hand tallies for the 2019-2020 school year as planned.

Enrollment: California Department of Education. Enrollment by School 2019-20.

School Champions: SR2S Site Coordinator School Evaluation.

Title One: Reflects program eligibility based on the federal threshold of 40% of students who qualify for the Free and Reduced Lunch Program.

Non-white/Hispanic: California Department of Education. Enrollment by School 2019-20.

Free/Reduced-Price Meals: California Department of Education. Unduplicated Student Poverty-FRPM Data 2019-20.

Historic Mode Split and Changes in Travel Behavior: Student Hand Tallies



alamedacountysr2s.org info@alamedacountysr2s.org

2019-2020 Activities

- Walking School Bus
- Bicycle Rodeo
- Alameda County BikeMobile Visit
- International Walk and Roll to School Day
- Golden Sneaker Contest
- Ongoing Walk and Roll Events

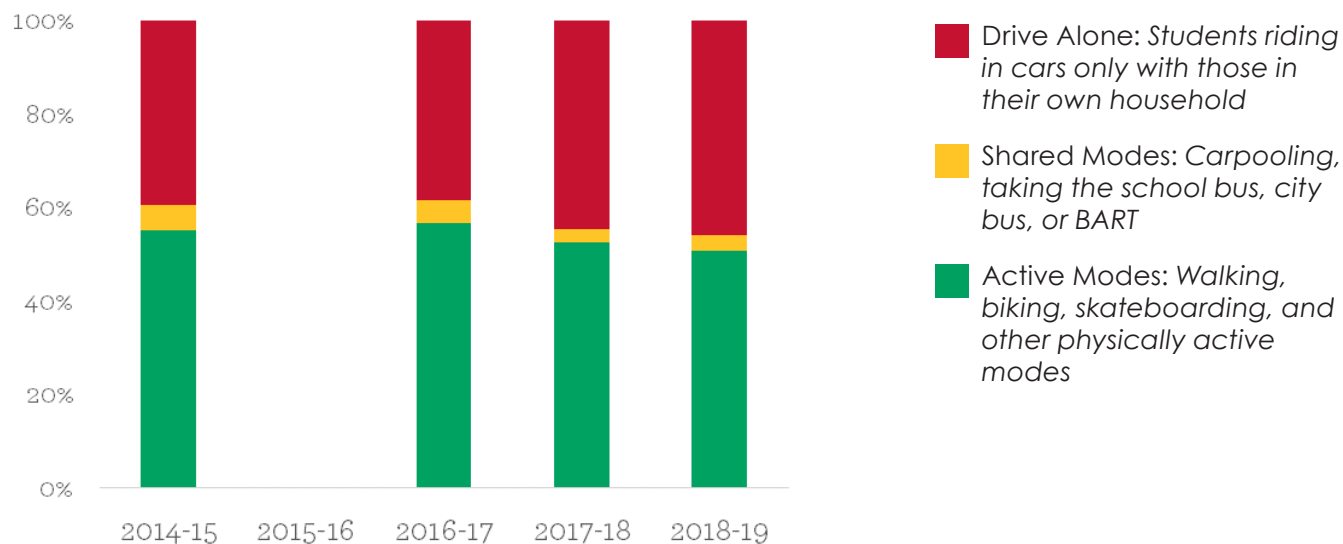
2018-2019 Activities

- Pedestrian Rodeo
- Walking School Bus
- Bike Rodeo
- Bike to School Day
- International Walk and Roll to School Day
- Ongoing Walk and Roll Events



The Alameda County Safe Routes to Schools Program is a program of the Alameda County Transportation Commission (alamedactc.org) and is funded with Alameda County's local sales tax Measure B, regional, state and federal funds.

Historic Mode Split



Changes in Travel Behavior

From 2014-15 to 2017-18

-4% active transportation trips

-2% shared trips

7% drive-alone trips

Top Parent/Caregiver Concerns

(2018-19)

- Bad weather
- Poor driving behavior on streets near school (distracted driving, speeding, not yielding at crosswalks)
- No crossing guards

[↑ BACK TO TOP](#)



Encinal Junior/Senior High

Alameda Unified School District



School Profile

Type: High School

Enrollment: 1225

Charter School: No

Enrolled in Access Safe Routes Program: Yes

Site Assessment Completed: Not Completed*

School Champions: 0



Demographics

Title One School: No

73% of school population identifies as non-white or Hispanic

38% of students qualify for free/reduced-price meals

2019-2020 Activities

- No Reported Activities

2018-2019 Activities

- Not Enrolled in 2018-2019 School Year

↑ BACK TO TOP

*To view completed Site Assessments visit
<https://alamedacountysr2s.org/our-program/school-safety-assessments>

Sources

NOTE: Due to the COVID-19 pandemic, the Alameda County SR2S Program was not able to collect student hand tallies for the 2019-2020 school year as planned.

Enrollment: California Department of Education. Enrollment by School 2019-20.

School Champions: SR2S Site Coordinator School Evaluation.

Title One: Reflects program eligibility based on the federal threshold of 40% of students who qualify for the Free and Reduced Lunch Program.

Non-white/Hispanic: California Department of Education. Enrollment by School 2019-20.

Free/Reduced-Price Meals: California Department of Education. Unduplicated Student Poverty-FRPM Data 2019-20.

Historic Mode Split and Changes in Travel Behavior: Student Hand Tallies



Historic Mode Split



- Drive Alone: Students riding in cars only with those in their own household
- Shared Modes: Carpooling, taking the school bus, city bus, or BART
- Active Modes: Walking, biking, skateboarding, and other physically active modes

Changes in Travel Behavior

From N/A to N/A

N/A active transportation trips

N/A shared trips

N/A drive-alone trips

Top Parent/Caregiver Concerns

(2018-19)

- Insufficient data available

[↑ BACK TO TOP](#)



Frank Otis Elementary

Alameda Unified School District



School Profile

Type: Elementary

Enrollment: 638

Charter School: No

Enrolled in Access Safe Routes Program: Not Enrolled

Site Assessment Completed: Not Completed*

School Champions: 2



Demographics

Title One School: No

61% of school population identifies as non-white or Hispanic

15% of students qualify for free/reduced-price meals

2019-2020 Activities

- Walking School Bus
- Bicycle Rodeo
- Alameda County BikeMobile Visit
- International Walk and Roll to School Day

2018-2019 Activities

- Pedestrian Rodeo
- Bike Rodeo
- Alameda County BikeMobile Visit
- International Walk and Roll to School Day

↑ BACK TO TOP

*To view completed Site Assessments visit
<https://alamedacountysr2s.org/our-program/school-safety-assessments>

Sources

NOTE: Due to the COVID-19 pandemic, the Alameda County SR2S Program was not able to collect student hand tallies for the 2019-2020 school year as planned.

Enrollment: California Department of Education. Enrollment by School 2019-20.

School Champions: SR2S Site Coordinator School Evaluation.

Title One: Reflects program eligibility based on the federal threshold of 40% of students who qualify for the Free and Reduced Lunch Program.

Non-white/Hispanic: California Department of Education. Enrollment by School 2019-20.

Free/Reduced-Price Meals: California Department of Education. Unduplicated Student Poverty-FRPM Data 2019-20.

Historic Mode Split and Changes in Travel Behavior: Student Hand Tallies

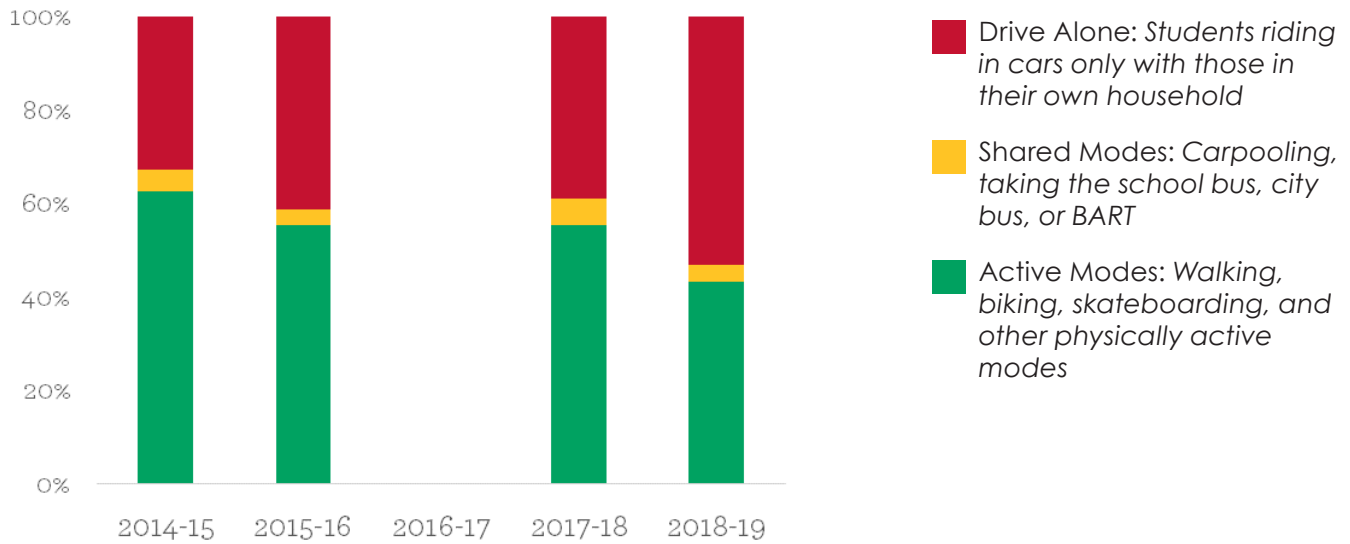


alamedacountysr2s.org info@alamedacountysr2s.org



The Alameda County Safe Routes to Schools Program is a program of the Alameda County Transportation Commission (alamedactc.org) and is funded with Alameda County's local sales tax Measure B, regional, state and federal funds.

Historic Mode Split



Changes in Travel Behavior

From 2014-15 to 2017-18

- 19% active transportation trips
- 1% shared trips
- 20% drive-alone trips

Top Parent/Caregiver Concerns

(2018-19)

- Bad weather
- Speeding cars
- Poor driving behavior on streets near school (distracted driving, speeding, not yielding at crosswalks)



Franklin Elementary (Alameda)

Alameda Unified School District



School Profile

Type: Elementary

Enrollment: 320

Charter School: No

Enrolled in Access Safe Routes Program: Not Enrolled

Site Assessment Completed: 2017*

School Champions: 1



Demographics

Title One School: No

53% of school population identifies as non-white or Hispanic

15% of students qualify for free/reduced-price meals

2019-2020 Activities

- International Walk and Roll to School Day
- Golden Sneaker Contest
- Ongoing Walk and Roll Events

2018-2019 Activities

- Bike to School Day
- International Walk and Roll to School Day
- Ongoing Walk and Roll Events

↑ BACK TO TOP

*To view completed Site Assessments visit
<https://alamedacountysr2s.org/our-program/school-safety-assessments>

Sources

NOTE: Due to the COVID-19 pandemic, the Alameda County SR2S Program was not able to collect student hand tallies for the 2019-2020 school year as planned.

Enrollment: California Department of Education. Enrollment by School 2019-20.

School Champions: SR2S Site Coordinator School Evaluation.

Title One: Reflects program eligibility based on the federal threshold of 40% of students who qualify for the Free and Reduced Lunch Program.

Non-white/Hispanic: California Department of Education. Enrollment by School 2019-20.

Free/Reduced-Price Meals: California Department of Education. Unduplicated Student Poverty-FRPM Data 2019-20.

Historic Mode Split and Changes in Travel Behavior: Student Hand Tallies



Historic Mode Split



- Drive Alone: Students riding in cars only with those in their own household
- Shared Modes: Carpooling, taking the school bus, city bus, or BART
- Active Modes: Walking, biking, skateboarding, and other physically active modes

Changes in Travel Behavior

From N/A to N/A

N/A active transportation trips

N/A shared trips

N/A drive-alone trips

Top Parent/Caregiver Concerns

(2018-19)

- Insufficient data available

[↑ BACK TO TOP](#)



Island High (Continuation)

Alameda Unified School District



School Profile

Type: High School

Enrollment: 84

Charter School: No

Enrolled in Access Safe Routes Program: Yes

Site Assessment Completed: Not Completed*

School Champions: 1

Participating in Free + Means-Tested Transit Pass Program

58% of eligible students received Clipper Cards



Demographics

Title One School: Yes

82% of school population identifies as non-white or Hispanic

48% of students qualify for free/reduced-price meals

↑ BACK TO TOP

*To view completed Site Assessments visit
<https://alamedacountysr2s.org/our-program/school-safety-assessments>

Sources

NOTE: Due to the COVID-19 pandemic, the Alameda County SR2S Program was not able to collect student hand tallies for the 2019-2020 school year as planned.

Enrollment: California Department of Education. Enrollment by School 2019-20.

School Champions: SR2S Site Coordinator School Evaluation.

Title One: Reflects program eligibility based on the federal threshold of 40% of students who qualify for the Free and Reduced Lunch Program.

Non-white/Hispanic: California Department of Education. Enrollment by School 2019-20.

Free/Reduced-Price Meals: California Department of Education. Unduplicated Student Poverty-FRPM Data 2019-20.

Historic Mode Split and Changes in Travel Behavior: Student Hand Tallies



alamedacountysr2s.org info@alamedacountysr2s.org

2019-2020 Activities

- Drive Your Bike
- Alameda County BikeMobile Visit

2018-2019 Activities

- Not Enrolled in 2018-2019 School Year



The Alameda County Safe Routes to Schools Program is a program of the Alameda County Transportation Commission (alamedactc.org) and is funded with Alameda County's local sales tax Measure B, regional, state and federal funds.

Historic Mode Split



- Drive Alone: Students riding in cars only with those in their own household
- Shared Modes: Carpooling, taking the school bus, city bus, or BART
- Active Modes: Walking, biking, skateboarding, and other physically active modes

Changes in Travel Behavior

From N/A to N/A

N/A active transportation trips

N/A shared trips

N/A drive-alone trips

Top Parent/Caregiver Concerns

(2018-19)

- Insufficient data available



Lincoln Middle

Alameda Unified School District



School Profile

Type: Intermediate/Middle/Junior High

Enrollment: 881

Charter School: No

Enrolled in Access Safe Routes Program: Not Enrolled

Site Assessment Completed: Not Completed*

School Champions: 2



Demographics

Title One School: No

68% of school population identifies as non-white or Hispanic

15% of students qualify for free/reduced-price meals

↑ BACK TO TOP

*To view completed Site Assessments visit
<https://alamedacountysr2s.org/our-program/school-safety-assessments>

Sources

NOTE: Due to the COVID-19 pandemic, the Alameda County SR2S Program was not able to collect student hand tallies for the 2019-2020 school year as planned.

Enrollment: California Department of Education. Enrollment by School 2019-20.

School Champions: SR2S Site Coordinator School Evaluation.

Title One: Reflects program eligibility based on the federal threshold of 40% of students who qualify for the Free and Reduced Lunch Program.

Non-white/Hispanic: California Department of Education. Enrollment by School 2019-20.

Free/Reduced-Price Meals: California Department of Education. Unduplicated Student Poverty-FRPM Data 2019-20.

Historic Mode Split and Changes in Travel Behavior: Student Hand Tallies



alamedacountysr2s.org info@alamedacountysr2s.org

2019-2020 Activities

- International Walk and Roll to School Day
- Golden Sneaker Contest

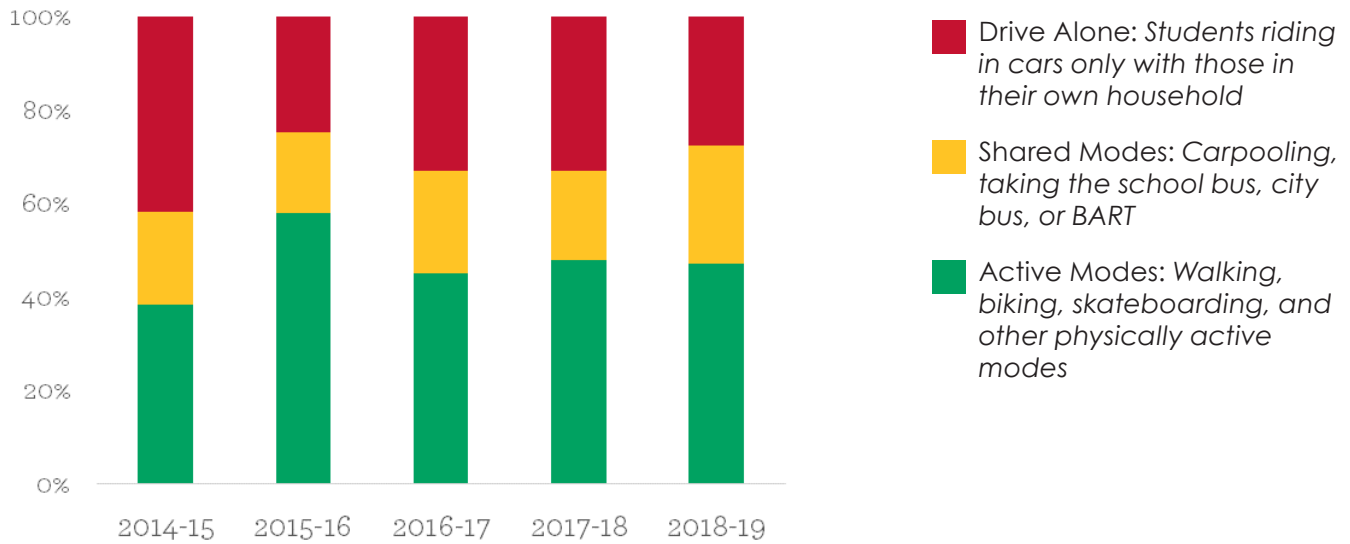
2018-2019 Activities

- Alameda County BikeMobile Visit
- Bike to School Day
- International Walk and Roll to School Day
- Golden Sneaker Contest



The Alameda County Safe Routes to Schools Program is a program of the Alameda County Transportation Commission (alamedactc.org) and is funded with Alameda County's local sales tax Measure B, regional, state and federal funds.

Historic Mode Split



Changes in Travel Behavior

From 2013-14 to 2017-18

3% active transportation trips

-5% shared trips

2% drive-alone trips

Top Parent/Caregiver Concerns

(2018-19)

- Insufficient data available



Love Elementary

Alameda Unified School District



School Profile

Type: Elementary

Enrollment: 550

Charter School: No

Enrolled in Access Safe Routes Program: Not Enrolled

Site Assessment Completed: 2016*

School Champions: 1



Demographics

Title One School: Yes

82% of school population identifies as non-white or Hispanic

41% of students qualify for free/reduced-price meals

2019-2020 Activities

- International Walk and Roll to School Day
- Ongoing Walk and Roll Events

2018-2019 Activities

- Bike to School Day
- International Walk and Roll to School Day
- Ongoing Walk and Roll Events

↑ BACK TO TOP

*To view completed Site Assessments visit
<https://alamedacountysr2s.org/our-program/school-safety-assessments>

Sources

NOTE: Due to the COVID-19 pandemic, the Alameda County SR2S Program was not able to collect student hand tallies for the 2019-2020 school year as planned.

Enrollment: California Department of Education. Enrollment by School 2019-20.

School Champions: SR2S Site Coordinator School Evaluation.

Title One: Reflects program eligibility based on the federal threshold of 40% of students who qualify for the Free and Reduced Lunch Program.

Non-white/Hispanic: California Department of Education. Enrollment by School 2019-20.

Free/Reduced-Price Meals: California Department of Education. Unduplicated Student Poverty-FRPM Data 2019-20.

Historic Mode Split and Changes in Travel Behavior: Student Hand Tallies

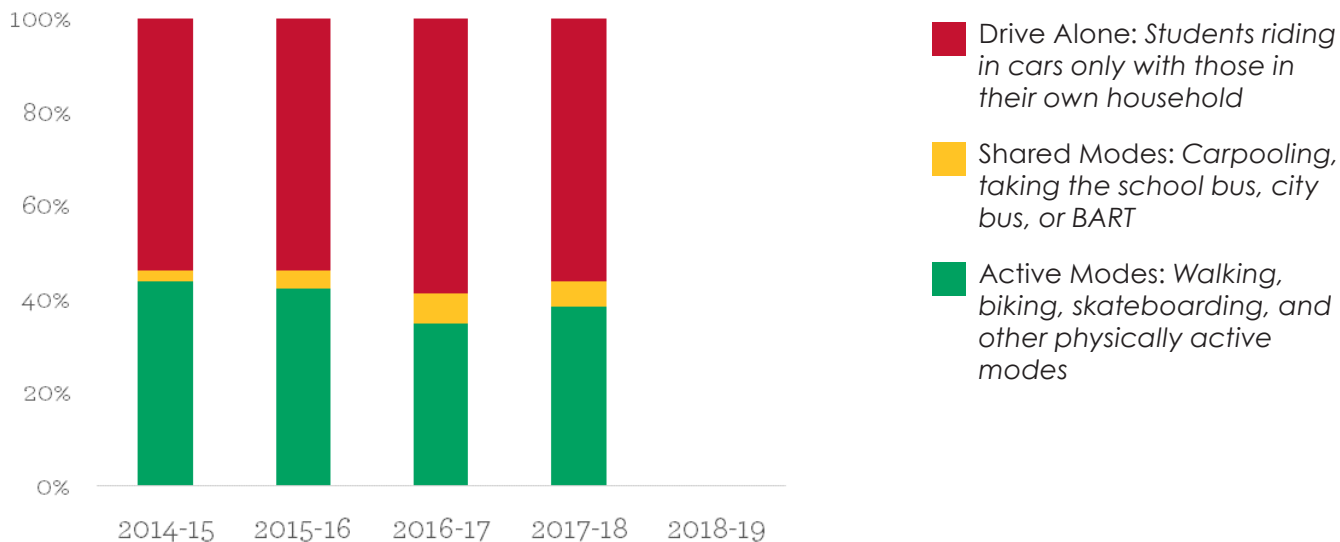


alamedacountysr2s.org info@alamedacountysr2s.org



The Alameda County Safe Routes to Schools Program is a program of the Alameda County Transportation Commission (alamedactc.org) and is funded with Alameda County's local sales tax Measure B, regional, state and federal funds.

Historic Mode Split



Changes in Travel Behavior

From 2013-14 to 2017-18

-2% active transportation trips

1% shared trips

1% drive-alone trips

Top Parent/Caregiver Concerns

(2018-19)

- No crossing guards
- Poor driving behavior on streets near school (distracted driving, speeding, not yielding at crosswalks)
- Other

[↑ BACK TO TOP](#)



Maya Lin

Alameda Unified School District



School Profile

Type: Elementary

Enrollment: 449

Charter School: No

Enrolled in Access Safe Routes Program: Not Enrolled

Site Assessment Completed: 2016*

School Champions: 1



Demographics

Title One School: No

60% of school population identifies as non-white or Hispanic

25% of students qualify for free/reduced-price meals

2019-2020 Activities

- Walking School Bus
- Bike Train
- Bicycle Rodeo
- International Walk and Roll to School Day
- Ongoing Walk and Roll Events

2018-2019 Activities

- Pedestrian Rodeo
- Rock the Block Assembly
- Alameda County BikeMobile Visit
- Bike to School Day
- International Walk and Roll to School Day
- Ongoing Walk and Roll Events

↑ BACK TO TOP

*To view completed Site Assessments visit
<https://alamedacountysr2s.org/our-program/school-safety-assessments>

Sources

NOTE: Due to the COVID-19 pandemic, the Alameda County SR2S Program was not able to collect student hand tallies for the 2019-2020 school year as planned.

Enrollment: California Department of Education. Enrollment by School 2019-20.

School Champions: SR2S Site Coordinator School Evaluation.

Title One: Reflects program eligibility based on the federal threshold of 40% of students who qualify for the Free and Reduced Lunch Program.

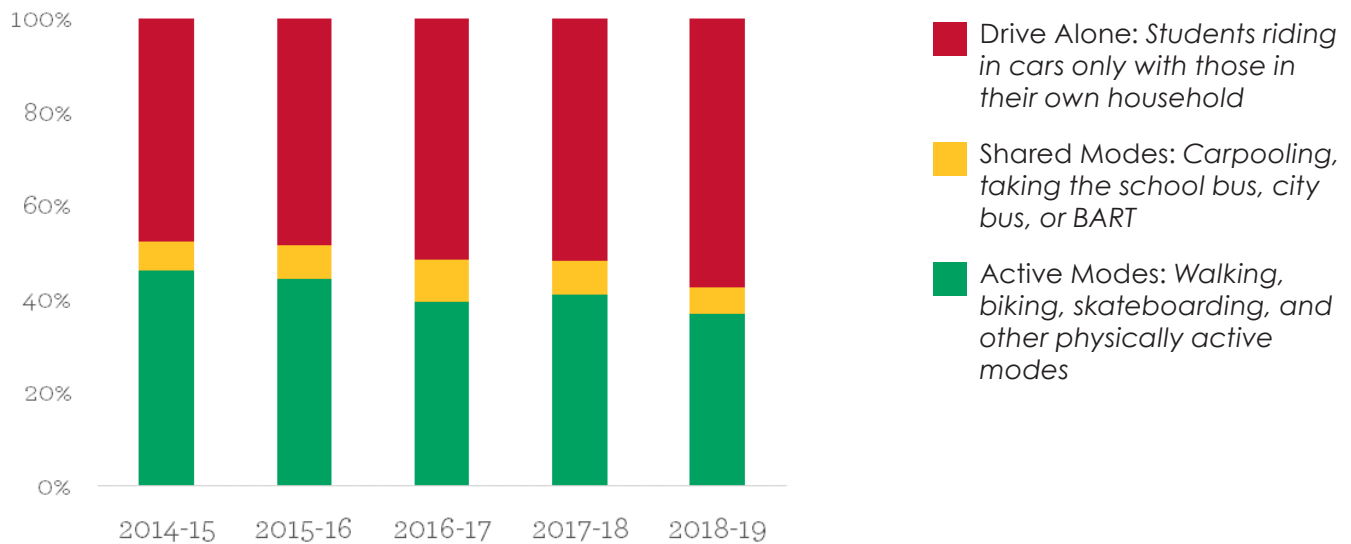
Non-white/Hispanic: California Department of Education. Enrollment by School 2019-20.

Free/Reduced-Price Meals: California Department of Education. Unduplicated Student Poverty-FRPM Data 2019-20.

Historic Mode Split and Changes in Travel Behavior: Student Hand Tallies



Historic Mode Split



Changes in Travel Behavior

From 2014-15 to 2017-18

-9% active transportation trips

-1% shared trips

10% drive-alone trips

Top Parent/Caregiver Concerns

(2018-19)

- Poor driving behavior on streets near school (distracted driving, speeding, not yielding at crosswalks)
- Bad weather
- Speeding cars

Nea Community Learning Center

Alameda Unified School District



School Profile

Type: Elementary-High Combination

Enrollment: 610

Charter School: Yes

Enrolled in Access Safe Routes Program: Not Enrolled

Site Assessment Completed: 2017*

School Champions: 1



Demographics

Title One School: No

71% of school population identifies as non-white or Hispanic

39% of students qualify for free/reduced-price meals

2019-2020 Activities

- Golden Sneaker Contest

2018-2019 Activities

- Alameda County BikeMobile Visit
- Bike to School Day
- International Walk and Roll to School Day
- Golden Sneaker Contest

↑ BACK TO TOP

*To view completed Site Assessments visit
<https://alamedacountysr2s.org/our-program/school-safety-assessments>

Sources

NOTE: Due to the COVID-19 pandemic, the Alameda County SR2S Program was not able to collect student hand tallies for the 2019-2020 school year as planned.

Enrollment: California Department of Education. Enrollment by School 2019-20.

School Champions: SR2S Site Coordinator School Evaluation.

Title One: Reflects program eligibility based on the federal threshold of 40% of students who qualify for the Free and Reduced Lunch Program.

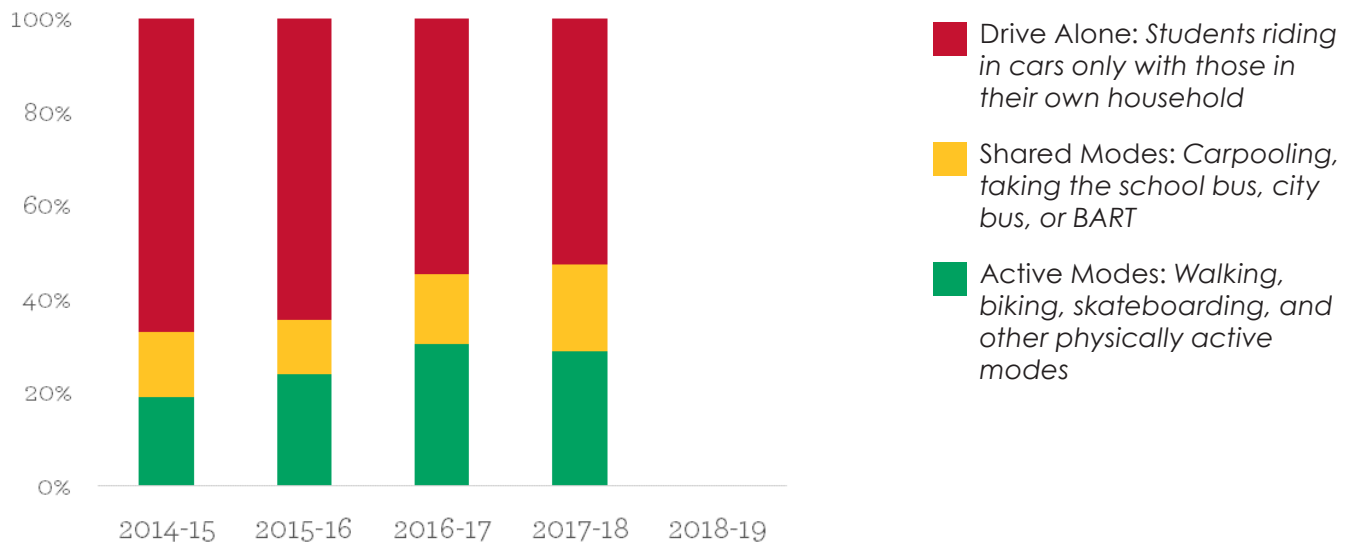
Non-white/Hispanic: California Department of Education. Enrollment by School 2019-20.

Free/Reduced-Price Meals: California Department of Education. Unduplicated Student Poverty-FRPM Data 2019-20.

Historic Mode Split and Changes in Travel Behavior: Student Hand Tallies



Historic Mode Split



Changes in Travel Behavior

From 2013-14 to 2017-18

-23% active transportation trips

12% shared trips

11% drive-alone trips

Top Parent/Caregiver Concerns

(2018-19)

- Insufficient data available



Ruby Bridges Elementary

Alameda Unified School District



School Profile

Type: Elementary

Enrollment: 471

Charter School: No

Enrolled in Access Safe Routes Program: Not Enrolled

Site Assessment Completed: Not Completed*

School Champions: 0



Demographics

Title One School: Yes

83% of school population identifies as non-white or Hispanic

59% of students qualify for free/reduced-price meals

2019-2020 Activities

- Walking School Bus
- International Walk and Roll to School Day
- Golden Sneaker Contest

2018-2019 Activities

- Pedestrian Rodeo
- Walking School Bus
- Rock the Block Assembly
- Bike Rodeo
- Alameda County BikeMobile Visit
- Bike to School Day
- International Walk and Roll to School Day
- Golden Sneaker Contest
- Ongoing Walk and Roll Events

↑ BACK TO TOP

*To view completed Site Assessments visit
<https://alamedacountysr2s.org/our-program/school-safety-assessments>

Sources

NOTE: Due to the COVID-19 pandemic, the Alameda County SR2S Program was not able to collect student hand tallies for the 2019-2020 school year as planned.

Enrollment: California Department of Education. Enrollment by School 2019-20.

School Champions: SR2S Site Coordinator School Evaluation.

Title One: Reflects program eligibility based on the federal threshold of 40% of students who qualify for the Free and Reduced Lunch Program.

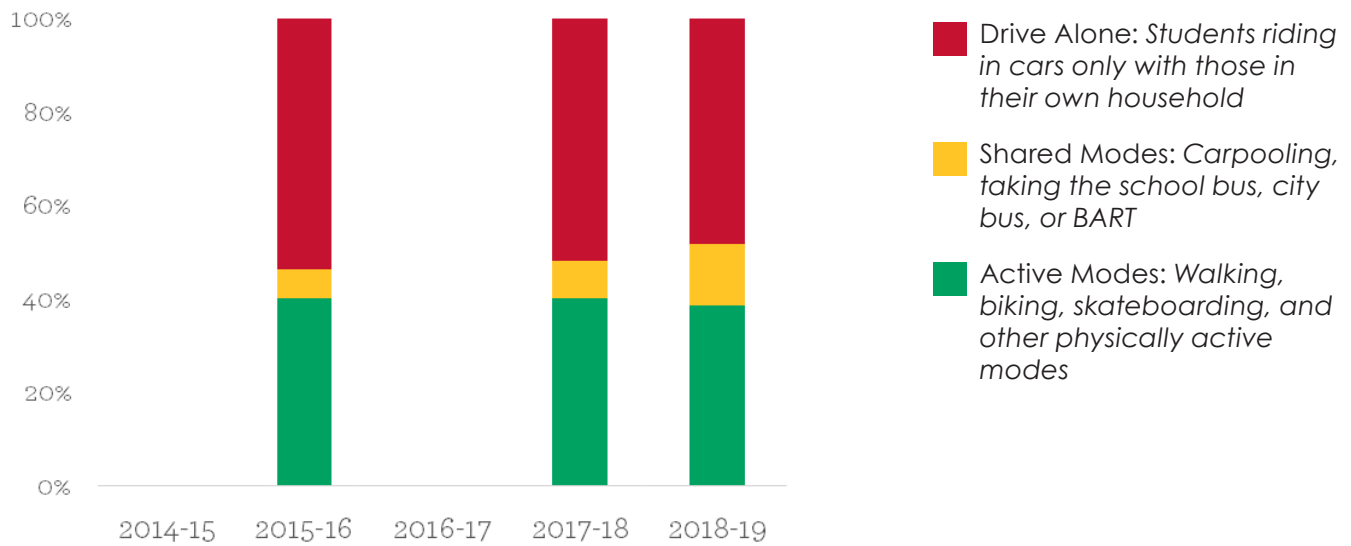
Non-white/Hispanic: California Department of Education. Enrollment by School 2019-20.

Free/Reduced-Price Meals: California Department of Education. Unduplicated Student Poverty-FRPM Data 2019-20.

Historic Mode Split and Changes in Travel Behavior: Student Hand Tallies



Historic Mode Split



Changes in Travel Behavior

From 2013-14 to 2017-18

2% active transportation trips

4% shared trips

-6% drive-alone trips

Top Parent/Caregiver Concerns

(2018-19)

- Driving is more convenient
- Takes too long to walk or bike to school
- Speeding cars

[↑ BACK TO TOP](#)



The Academy of Alameda Elementary

Alameda Unified School District



School Profile

Type: Elementary

Enrollment: 298

Charter School: Yes

Enrolled in Access Safe Routes Program: Yes

Site Assessment Completed: Not Completed*

School Champions: 2



Demographics

Title One School: Yes

80% of school population identifies as non-white or Hispanic

47% of students qualify for free/reduced-price meals

2019-2020 Activities

- Bike Train
- Alameda County BikeMobile Visit
- International Walk and Roll to School Day
- Golden Sneaker Contest
- Ongoing Walk and Roll Events

2018-2019 Activities

- Not Enrolled in 2018-2019 School Year

↑ BACK TO TOP

*To view completed Site Assessments visit

<https://alamedacountysr2s.org/our-program/school-safety-assessments>

Sources

NOTE: Due to the COVID-19 pandemic, the Alameda County SR2S Program was not able to collect student hand tallies for the 2019-2020 school year as planned.

Enrollment: California Department of Education. Enrollment by School 2019-20.

School Champions: SR2S Site Coordinator School Evaluation.

Title One: Reflects program eligibility based on the federal threshold of 40% of students who qualify for the Free and Reduced Lunch Program.

Non-white/Hispanic: California Department of Education. Enrollment by School 2019-20.

Free/Reduced-Price Meals: California Department of Education. Unduplicated Student Poverty-FRPM Data 2019-20.

Historic Mode Split and Changes in Travel Behavior: Student Hand Tallies



alamedacountysr2s.org info@alamedacountysr2s.org



The Alameda County Safe Routes to Schools Program is a program of the Alameda County Transportation Commission (alamedactc.org) and is funded with Alameda County's local sales tax Measure B, regional, state and federal funds.

Historic Mode Split



- Drive Alone: Students riding in cars only with those in their own household
- Shared Modes: Carpooling, taking the school bus, city bus, or BART
- Active Modes: Walking, biking, skateboarding, and other physically active modes

Changes in Travel Behavior

From N/A to N/A

N/A active transportation trips

N/A shared trips

N/A drive-alone trips

Top Parent/Caregiver Concerns

(2018-19)

- Insufficient data available



The Academy of Alameda Middle

Alameda Unified School District



School Profile

Type: Intermediate/Middle/Junior High

Enrollment: 476

Charter School: Yes

Enrolled in Access Safe Routes Program: Not Enrolled

Site Assessment Completed: 2016*

School Champions: 1



Demographics

Title One School: Yes

81% of school population identifies as non-white or Hispanic

52% of students qualify for free/reduced-price meals

2019-2020 Activities

- Alameda County BikeMobile Visit
- International Walk and Roll to School Day

2018-2019 Activities

- Alameda County BikeMobile Visit
- International Walk and Roll to School Day
- Golden Sneaker Contest

↑ BACK TO TOP

*To view completed Site Assessments visit
<https://alamedacountysr2s.org/our-program/school-safety-assessments>

Sources

NOTE: Due to the COVID-19 pandemic, the Alameda County SR2S Program was not able to collect student hand tallies for the 2019-2020 school year as planned.

Enrollment: California Department of Education. Enrollment by School 2019-20.

School Champions: SR2S Site Coordinator School Evaluation.

Title One: Reflects program eligibility based on the federal threshold of 40% of students who qualify for the Free and Reduced Lunch Program.

Non-white/Hispanic: California Department of Education. Enrollment by School 2019-20.

Free/Reduced-Price Meals: California Department of Education. Unduplicated Student Poverty-FRPM Data 2019-20.

Historic Mode Split and Changes in Travel Behavior: Student Hand Tallies

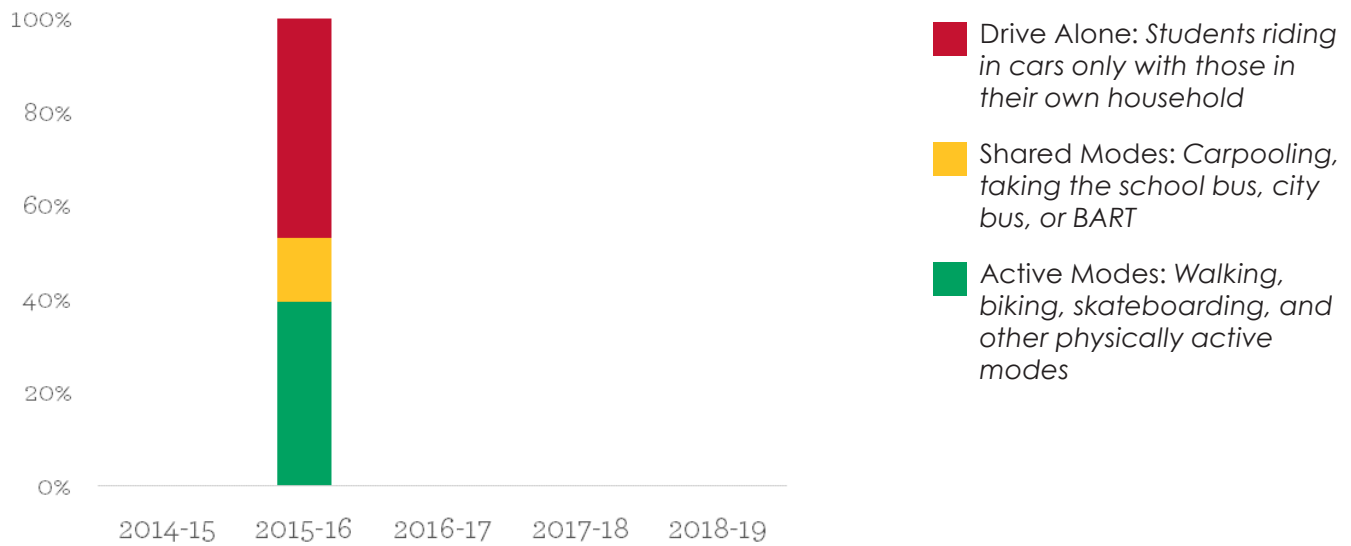


alamedacountysr2s.org info@alamedacountysr2s.org



The Alameda County Safe Routes to Schools Program is a program of the Alameda County Transportation Commission (alamedactc.org) and is funded with Alameda County's local sales tax Measure B, regional, state and federal funds.

Historic Mode Split



Changes in Travel Behavior

From 2015-16 to 2015-16

N/A active transportation trips

N/A shared trips

N/A drive-alone trips

Top Parent/Caregiver Concerns

(2018-19)

- Insufficient data available



Will C. Wood Middle

Alameda Unified School District



School Profile

Type: Intermediate/Middle/Junior High

Enrollment: 609

Charter School: No

Enrolled in Access Safe Routes Program: Not Enrolled

Site Assessment Completed: 2016*

School Champions: 2



Demographics

Title One School: Yes

78% of school population identifies as non-white or Hispanic

42% of students qualify for free/reduced-price meals

2019-2020 Activities

- Drive Your Bike
- International Walk and Roll to School Day
- Ongoing Walk and Roll Events

2018-2019 Activities

- Alameda County BikeMobile Visit
- Bike to School Day
- International Walk and Roll to School Day

↑ BACK TO TOP

*To view completed Site Assessments visit
<https://alamedacountysr2s.org/our-program/school-safety-assessments>

Sources

NOTE: Due to the COVID-19 pandemic, the Alameda County SR2S Program was not able to collect student hand tallies for the 2019-2020 school year as planned.

Enrollment: California Department of Education. Enrollment by School 2019-20.

School Champions: SR2S Site Coordinator School Evaluation.

Title One: Reflects program eligibility based on the federal threshold of 40% of students who qualify for the Free and Reduced Lunch Program.

Non-white/Hispanic: California Department of Education. Enrollment by School 2019-20.

Free/Reduced-Price Meals: California Department of Education. Unduplicated Student Poverty-FRPM Data 2019-20.

Historic Mode Split and Changes in Travel Behavior: Student Hand Tallies

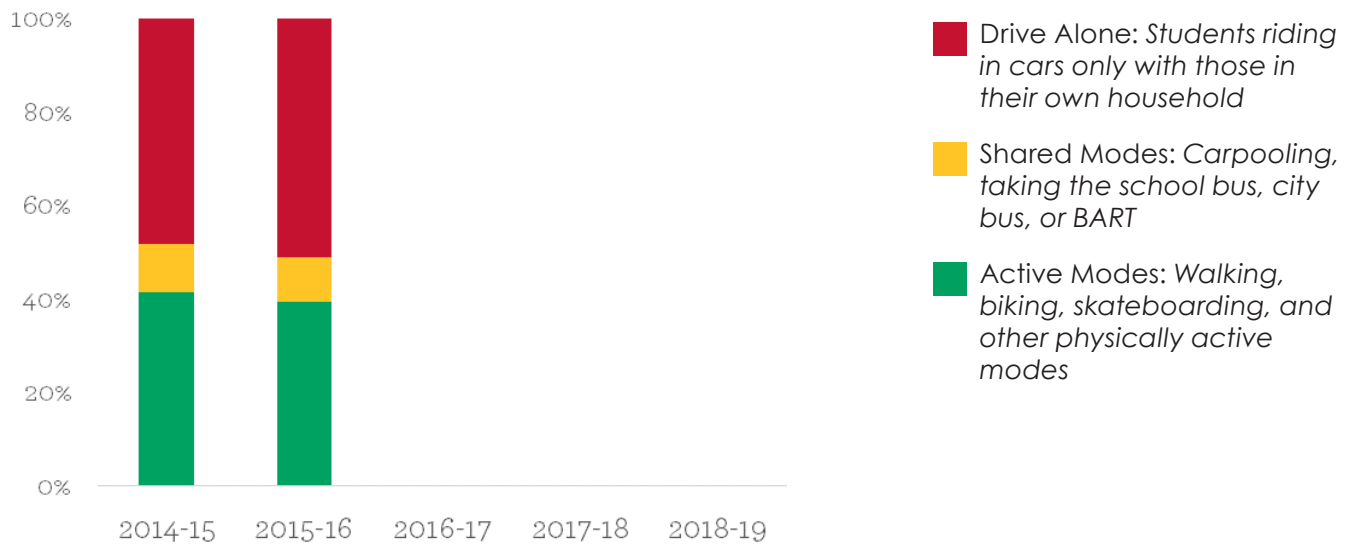


alamedacountysr2s.org info@alamedacountysr2s.org



The Alameda County Safe Routes to Schools Program is a program of the Alameda County Transportation Commission (alamedactc.org) and is funded with Alameda County's local sales tax Measure B, regional, state and federal funds.

Historic Mode Split



Changes in Travel Behavior

From 2014-15 to 2015-16

- 2% active transportation trips
- 1% shared trips
- 3% drive-alone trips

Top Parent/Caregiver Concerns

(2018-19)

- Insufficient data available



William G. Paden Elementary

Alameda Unified School District



Learn and Play by the Bay
PADEN ELEMENTARY SCHOOL



School Profile

Type: Elementary

Enrollment: 421

Charter School: No

Enrolled in Access Safe Routes Program: Not Enrolled

Site Assessment Completed: Not Completed*

School Champions: 1



Demographics

Title One School: Yes

72% of school population identifies as non-white or Hispanic

41% of students qualify for free/reduced-price meals

2019-2020 Activities

- Walking School Bus
- International Walk and Roll to School Day
- Golden Sneaker Contest

2018-2019 Activities

- No Reported Activities
- Walking School Bus

↑ BACK TO TOP

*To view completed Site Assessments visit
<https://alamedacountysr2s.org/our-program/school-safety-assessments>

Sources

NOTE: Due to the COVID-19 pandemic, the Alameda County SR2S Program was not able to collect student hand tallies for the 2019-2020 school year as planned.

Enrollment: California Department of Education. Enrollment by School 2019-20.

School Champions: SR2S Site Coordinator School Evaluation.

Title One: Reflects program eligibility based on the federal threshold of 40% of students who qualify for the Free and Reduced Lunch Program.

Non-white/Hispanic: California Department of Education. Enrollment by School 2019-20.

Free/Reduced-Price Meals: California Department of Education. Unduplicated Student Poverty-FRPM Data 2019-20.

Historic Mode Split and Changes in Travel Behavior: Student Hand Tallies



alamedacountysr2s.org info@alamedacountysr2s.org



The Alameda County Safe Routes to Schools Program is a program of the Alameda County Transportation Commission (alamedactc.org) and is funded with Alameda County's local sales tax Measure B, regional, state and federal funds.

Historic Mode Split



- Drive Alone: Students riding in cars only with those in their own household
- Shared Modes: Carpooling, taking the school bus, city bus, or BART
- Active Modes: Walking, biking, skateboarding, and other physically active modes

Changes in Travel Behavior

From N/A to N/A

#N/A active transportation trips

#N/A shared trips

#N/A drive-alone trips

Top Parent/Caregiver Concerns

(2018-19)

- Insufficient data available



Albany City Unified School District

[↑ BACK TO TOP](#)



alamedacountysr2s.org info@alamedacountysr2s.org

The Alameda County Safe Routes to Schools Program is a program of the Alameda County Transportation Commission (alamedactc.org) and is funded with Alameda County's local sales tax Measure B, regional, state and federal funds.

Albany High

Albany City Unified School District



School Profile

Type: High School

Enrollment: 1157

Charter School: No

Enrolled in Access Safe Routes Program: Not Enrolled

Site Assessment Completed: 2016*

School Champions: 1



Demographics

Title One School: No

65% of school population identifies as non-white or Hispanic

15% of students qualify for free/reduced-price meals

↑ BACK TO TOP

*To view completed Site Assessments visit
<https://alamedacountysr2s.org/our-program/school-safety-assessments>

Sources

NOTE: Due to the COVID-19 pandemic, the Alameda County SR2S Program was not able to collect student hand tallies for the 2019-2020 school year as planned.

Enrollment: California Department of Education. Enrollment by School 2019-20.

School Champions: SR2S Site Coordinator School Evaluation.

Title One: Reflects program eligibility based on the federal threshold of 40% of students who qualify for the Free and Reduced Lunch Program.

Non-white/Hispanic: California Department of Education. Enrollment by School 2019-20.

Free/Reduced-Price Meals: California Department of Education. Unduplicated Student Poverty-FRPM Data 2019-20.

Historic Mode Split and Changes in Travel Behavior: Student Hand Tallies



alamedacountysr2s.org info@alamedacountysr2s.org

2019-2020 Activities

- International Walk and Roll to School Day

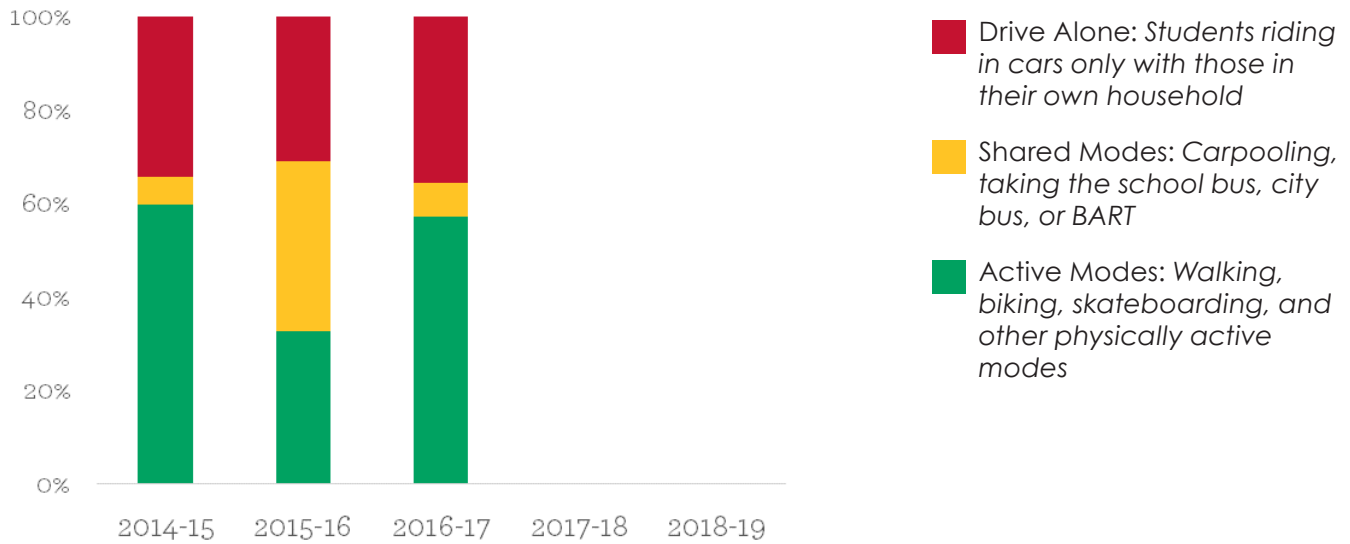
2018-2019 Activities

- Alameda County BikeMobile Visit
- Cocoa for Carpools
- International Walk and Roll to School Day



The Alameda County Safe Routes to Schools Program is a program of the Alameda County Transportation Commission (alamedactc.org) and is funded with Alameda County's local sales tax Measure B, regional, state and federal funds.

Historic Mode Split



Changes in Travel Behavior

From 2013-14 to 2016-17

- 7% active transportation trips
- 0% shared trips
- 7% drive-alone trips

Top Parent/Caregiver Concerns

(2018-19)

- Insufficient data available



Albany Middle

Albany City Unified School District



School Profile

Type: Intermediate/Middle/Junior High

Enrollment: 849

Charter School: No

Enrolled in Access Safe Routes Program: Not Enrolled

Site Assessment Completed: 2017*

School Champions: 3



Demographics

Title One School: No

67% of school population identifies as non-white or Hispanic

18% of students qualify for free/reduced-price meals

2019-2020 Activities

- International Walk and Roll to School Day

2018-2019 Activities

- Drive Your Bike
- Bike to School Day

↑ BACK TO TOP

*To view completed Site Assessments visit
<https://alamedacountysr2s.org/our-program/school-safety-assessments>

Sources

NOTE: Due to the COVID-19 pandemic, the Alameda County SR2S Program was not able to collect student hand tallies for the 2019-2020 school year as planned.

Enrollment: California Department of Education. Enrollment by School 2019-20.

School Champions: SR2S Site Coordinator School Evaluation.

Title One: Reflects program eligibility based on the federal threshold of 40% of students who qualify for the Free and Reduced Lunch Program.

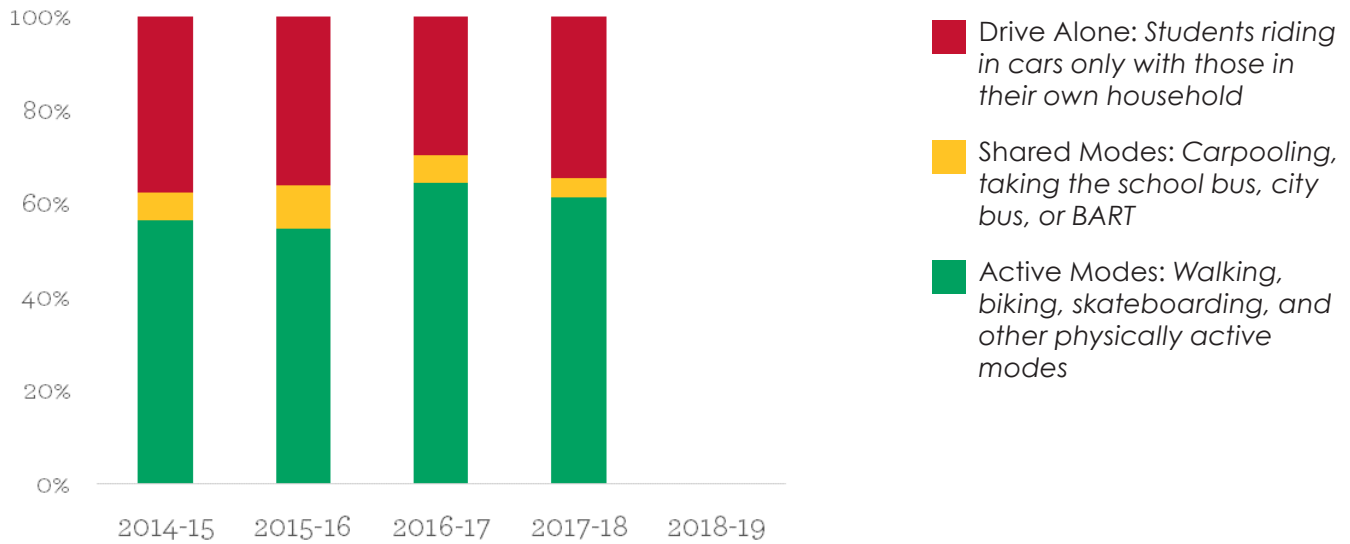
Non-white/Hispanic: California Department of Education. Enrollment by School 2019-20.

Free/Reduced-Price Meals: California Department of Education. Unduplicated Student Poverty-FRPM Data 2019-20.

Historic Mode Split and Changes in Travel Behavior: Student Hand Tallies



Historic Mode Split



Changes in Travel Behavior

From 2013-14 to 2017-18

6% active transportation trips

-6% shared trips

0% drive-alone trips

Top Parent/Caregiver Concerns

(2018-19)

- Insufficient data available



Cornell Elementary

Albany City Unified School District



School Profile

Type: Elementary

Enrollment: 534

Charter School: No

Enrolled in Access Safe Routes Program: Not Enrolled

Site Assessment Completed: 2017*

School Champions: 1



Demographics

Title One School: No

75% of school population identifies as non-white or Hispanic

12% of students qualify for free/reduced-price meals

2019-2020 Activities

- Walking School Bus
- Alameda County BikeMobile Visit
- International Walk and Roll to School Day
- Golden Sneaker Contest
- Ongoing Walk and Roll Events

2018-2019 Activities

- Walking School Bus
- Alameda County BikeMobile Visit
- Bike to School Day
- International Walk and Roll to School Day
- Golden Sneaker Contest
- Ongoing Walk and Roll Events

↑ BACK TO TOP

*To view completed Site Assessments visit
<https://alamedacountysr2s.org/our-program/school-safety-assessments>

Sources

NOTE: Due to the COVID-19 pandemic, the Alameda County SR2S Program was not able to collect student hand tallies for the 2019-2020 school year as planned.

Enrollment: California Department of Education. Enrollment by School 2019-20.

School Champions: SR2S Site Coordinator School Evaluation.

Title One: Reflects program eligibility based on the federal threshold of 40% of students who qualify for the Free and Reduced Lunch Program.

Non-white/Hispanic: California Department of Education. Enrollment by School 2019-20.

Free/Reduced-Price Meals: California Department of Education. Unduplicated Student Poverty-FRPM Data 2019-20.

Historic Mode Split and Changes in Travel Behavior: Student Hand Tallies

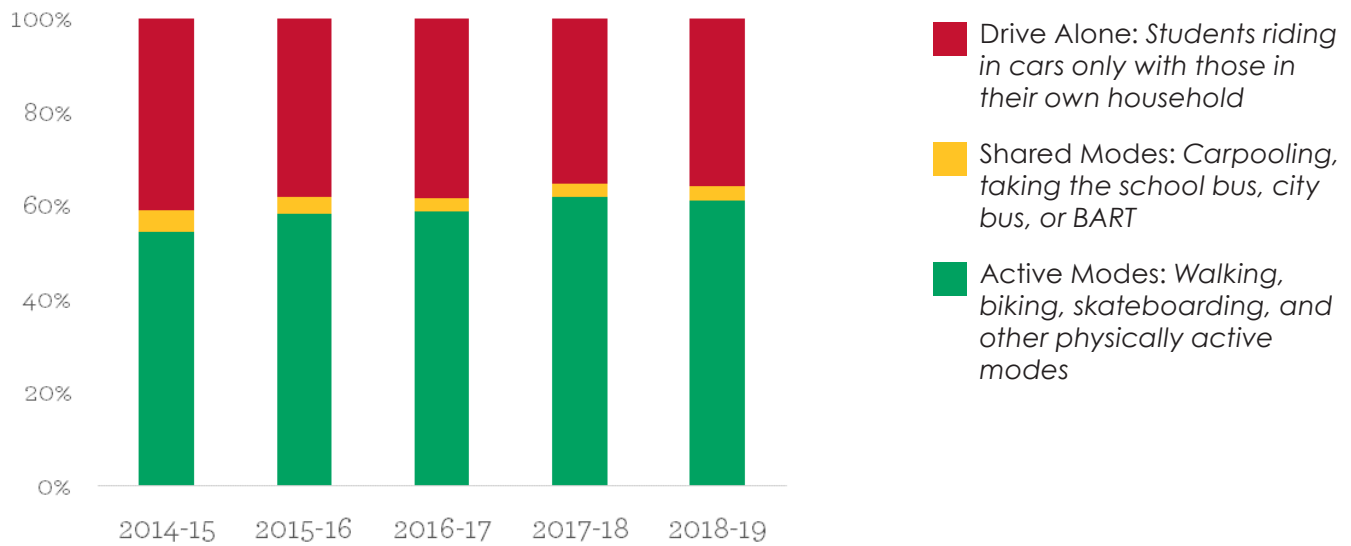


alamedacountysr2s.org info@alamedacountysr2s.org



The Alameda County Safe Routes to Schools Program is a program of the Alameda County Transportation Commission (alamedactc.org) and is funded with Alameda County's local sales tax Measure B, regional, state and federal funds.

Historic Mode Split



Changes in Travel Behavior

From 2013-14 to 2017-18

6% active transportation trips

-3% shared trips

-3% drive-alone trips

Top Parent/Caregiver Concerns

(2018-19)

- Insufficient data available

[↑ BACK TO TOP](#)



Marin Elementary

Albany City Unified School District



School Profile

Type: Elementary

Enrollment: 505

Charter School: No

Enrolled in Access Safe Routes Program: Not Enrolled

Site Assessment Completed: Not Completed*

School Champions: 0



Demographics

Title One School: No

69% of school population identifies as non-white or Hispanic

17% of students qualify for free/reduced-price meals

2019-2020 Activities

- No Reported Activities

2018-2019 Activities

- Alameda County BikeMobile Visit
- International Walk and Roll to School Day
- Ongoing Walk and Roll Events

↑ BACK TO TOP

*To view completed Site Assessments visit

<https://alamedacountysr2s.org/our-program/school-safety-assessments>

Sources

NOTE: Due to the COVID-19 pandemic, the Alameda County SR2S Program was not able to collect student hand tallies for the 2019-2020 school year as planned.

Enrollment: California Department of Education. Enrollment by School 2019-20.

School Champions: SR2S Site Coordinator School Evaluation.

Title One: Reflects program eligibility based on the federal threshold of 40% of students who qualify for the Free and Reduced Lunch Program.

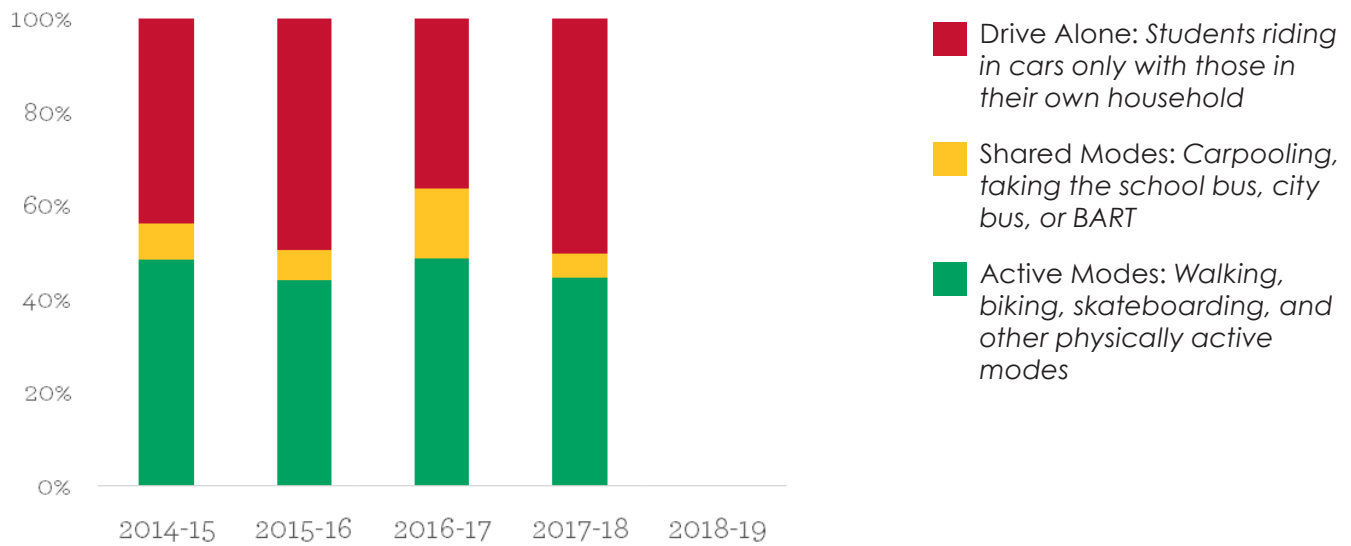
Non-white/Hispanic: California Department of Education. Enrollment by School 2019-20.

Free/Reduced-Price Meals: California Department of Education. Unduplicated Student Poverty-FRPM Data 2019-20.

Historic Mode Split and Changes in Travel Behavior: Student Hand Tallies



Historic Mode Split



Changes in Travel Behavior

From 2014-15 to 2017-18

- 4% active transportation trips
- 3% shared trips
- 6% drive-alone trips

Top Parent/Caregiver Concerns

(2018-19)

- Insufficient data available

Ocean View Elementary

Albany City Unified School District



OCEAN VIEW



School Profile

Type: Elementary

Enrollment: 527

Charter School: No

Enrolled in Access Safe Routes Program: Not Enrolled

Site Assessment Completed: 2013*

School Champions: 1



Demographics

Title One School: No

84% of school population identifies as non-white or Hispanic

32% of students qualify for free/reduced-price meals

2019-2020 Activities

- Bike Train
- Alameda County BikeMobile Visit
- International Walk and Roll to School Day
- Golden Sneaker Contest
- Ongoing Walk and Roll Events

2018-2019 Activities

- Pedestrian Rodeo
- Rock the Block Assembly
- Bike Rodeo
- Alameda County BikeMobile Visit
- Bike to School Day
- International Walk and Roll to School Day
- Golden Sneaker Contest
- Ongoing Walk and Roll Events

↑ BACK TO TOP

*To view completed Site Assessments visit
<https://alamedacountysr2s.org/our-program/school-safety-assessments>

Sources

NOTE: Due to the COVID-19 pandemic, the Alameda County SR2S Program was not able to collect student hand tallies for the 2019-2020 school year as planned.

Enrollment: California Department of Education. Enrollment by School 2019-20.

School Champions: SR2S Site Coordinator School Evaluation.

Title One: Reflects program eligibility based on the federal threshold of 40% of students who qualify for the Free and Reduced Lunch Program.

Non-white/Hispanic: California Department of Education. Enrollment by School 2019-20.

Free/Reduced-Price Meals: California Department of Education. Unduplicated Student Poverty-FRPM Data 2019-20.

Historic Mode Split and Changes in Travel Behavior: Student Hand Tallies

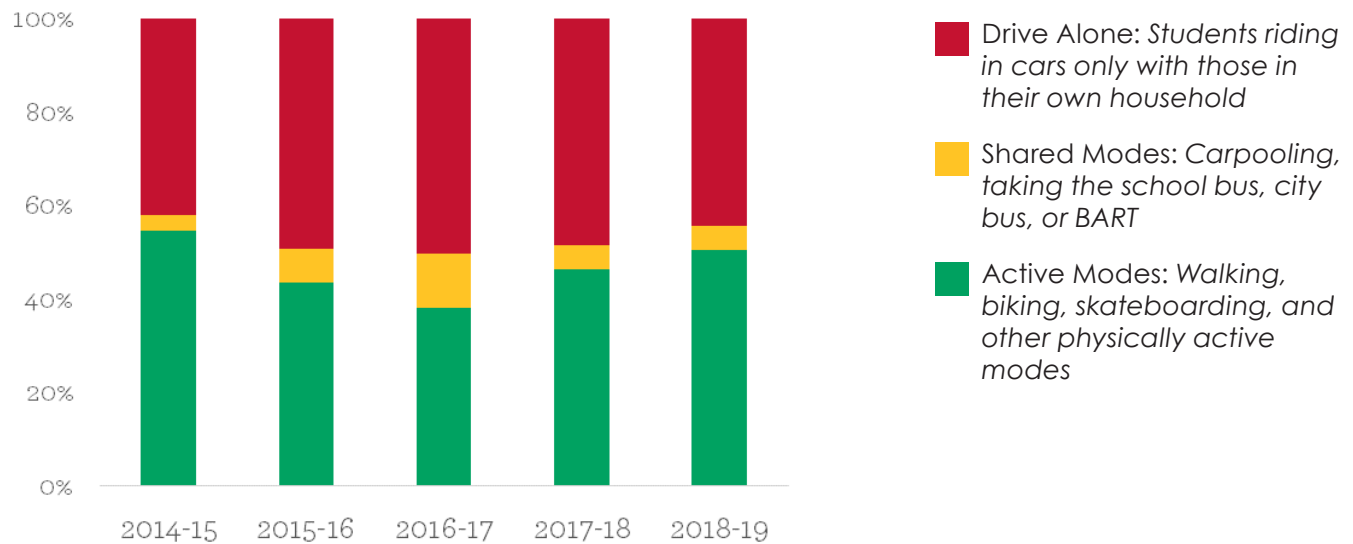


alamedacountysr2s.org info@alamedacountysr2s.org



The Alameda County Safe Routes to Schools Program is a program of the Alameda County Transportation Commission (alamedactc.org) and is funded with Alameda County's local sales tax Measure B, regional, state and federal funds.

Historic Mode Split



Changes in Travel Behavior

From 2013-14 to 2017-18

-8% active transportation trips

-4% shared trips

12% drive-alone trips

Top Parent/Caregiver Concerns

(2018-19)

- Speeding cars
- Concerns about criminal activity (stranger danger, gangs, violence, or dogs)
- Driving is more convenient

Berkeley Unified School District

[↑ BACK TO TOP](#)



alamedacountysr2s.org info@alamedacountysr2s.org

The Alameda County Safe Routes to Schools Program is a program of the Alameda County Transportation Commission (alamedactc.org) and is funded with Alameda County's local sales tax Measure B, regional, state and federal funds.

Berkeley Arts Magnet at Whittier

Berkeley Unified School District



School Profile

Type: Elementary

Enrollment: 408

Charter School: No

Enrolled in Access Safe Routes Program: Not Enrolled

Site Assessment Completed: 2009*

School Champions: 1



Demographics

Title One School: No

57% of school population identifies as non-white or Hispanic

27% of students qualify for free/reduced-price meals

↑ BACK TO TOP

*To view completed Site Assessments visit
<https://alamedacountysr2s.org/our-program/school-safety-assessments>

Sources

NOTE: Due to the COVID-19 pandemic, the Alameda County SR2S Program was not able to collect student hand tallies for the 2019-2020 school year as planned.

Enrollment: California Department of Education. Enrollment by School 2019-20.

School Champions: SR2S Site Coordinator School Evaluation.

Title One: Reflects program eligibility based on the federal threshold of 40% of students who qualify for the Free and Reduced Lunch Program.

Non-white/Hispanic: California Department of Education. Enrollment by School 2019-20.

Free/Reduced-Price Meals: California Department of Education. Unduplicated Student Poverty-FRPM Data 2019-20.

Historic Mode Split and Changes in Travel Behavior: Student Hand Tallies



alamedacountysr2s.org info@alamedacountysr2s.org

2019-2020 Activities

- Pedestrian Rodeo
- International Walk and Roll to School Day
- Golden Sneaker Contest

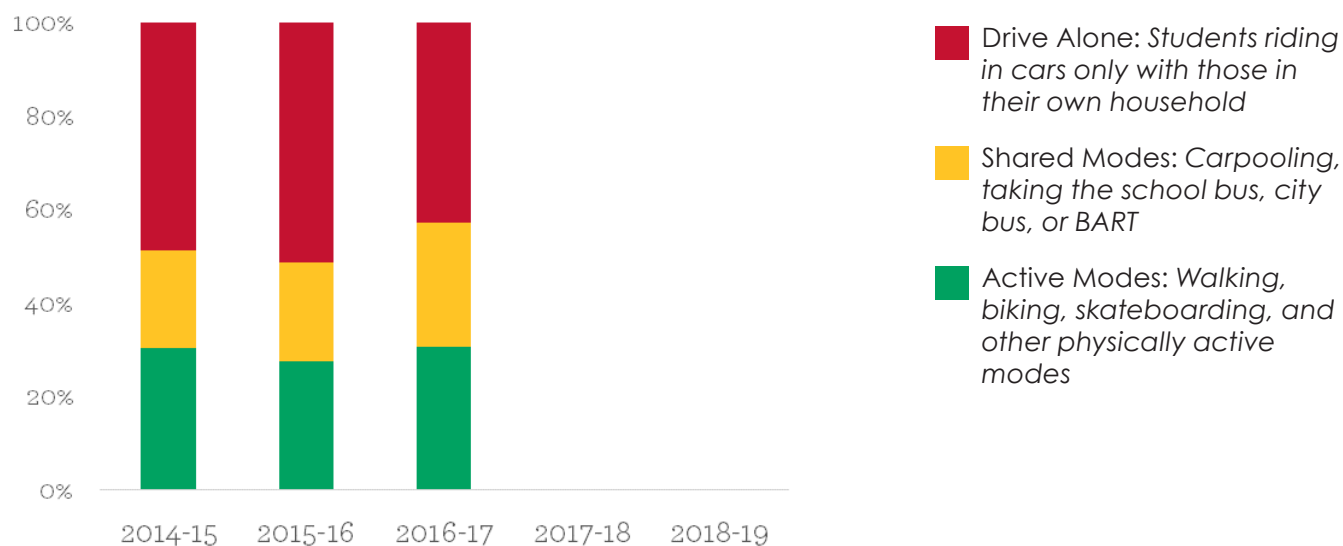
2018-2019 Activities

- Pedestrian Rodeo
- Bike to School Day
- International Walk and Roll to School Day
- Golden Sneaker Contest



The Alameda County Safe Routes to Schools Program is a program of the Alameda County Transportation Commission (alamedactc.org) and is funded with Alameda County's local sales tax Measure B, regional, state and federal funds.

Historic Mode Split



Changes in Travel Behavior

From 2013-14 to 2016-17

0% active transportation trips

7% shared trips

-6% drive-alone trips

Top Parent/Caregiver Concerns

(2018-19)

- Bad weather
- Speeding cars
- I have to drop another sibling off at a different school

[↑ BACK TO TOP](#)



Berkeley High

Berkeley Unified School District



School Profile

Type: High School

Enrollment: 3255

Charter School: No

Enrolled in Access Safe Routes Program: Not Enrolled

Site Assessment Completed: 2017*

School Champions: 1



Demographics

Title One School: No

58% of school population identifies as non-white or Hispanic

24% of students qualify for free/reduced-price meals

↑ BACK TO TOP

*To view completed Site Assessments visit
<https://alamedacountysr2s.org/our-program/school-safety-assessments>

Sources

NOTE: Due to the COVID-19 pandemic, the Alameda County SR2S Program was not able to collect student hand tallies for the 2019-2020 school year as planned.

Enrollment: California Department of Education. Enrollment by School 2019-20.

School Champions: SR2S Site Coordinator School Evaluation.

Title One: Reflects program eligibility based on the federal threshold of 40% of students who qualify for the Free and Reduced Lunch Program.

Non-white/Hispanic: California Department of Education. Enrollment by School 2019-20.

Free/Reduced-Price Meals: California Department of Education. Unduplicated Student Poverty-FRPM Data 2019-20.

Historic Mode Split and Changes in Travel Behavior: Student Hand Tallies



2019-2020 Activities

- No Reported Activities

2018-2019 Activities

- Alameda County BikeMobile Visit



Historic Mode Split



- Drive Alone: Students riding in cars only with those in their own household
- Shared Modes: Carpooling, taking the school bus, city bus, or BART
- Active Modes: Walking, biking, skateboarding, and other physically active modes

Changes in Travel Behavior

From N/A to N/A

N/A active transportation trips

N/A shared trips

N/A drive-alone trips

Top Parent/Caregiver Concerns

(2018-19)

- Insufficient data available

[↑ BACK TO TOP](#)



Cragmont Elementary

Berkeley Unified School District



School Profile

Type: Elementary

Enrollment: 356

Charter School: No

Enrolled in Access Safe Routes Program: Not Enrolled

Site Assessment Completed: Not Completed*

School Champions: 1



Demographics

Title One School: No

63% of school population identifies as non-white or Hispanic

27% of students qualify for free/reduced-price meals

2019-2020 Activities

- No Reported Activities

2018-2019 Activities

- Not Enrolled in 2018-2019 School Year

↑ BACK TO TOP

*To view completed Site Assessments visit
<https://alamedacountysr2s.org/our-program/school-safety-assessments>

Sources

NOTE: Due to the COVID-19 pandemic, the Alameda County SR2S Program was not able to collect student hand tallies for the 2019-2020 school year as planned.

Enrollment: California Department of Education. Enrollment by School 2019-20.

School Champions: SR2S Site Coordinator School Evaluation.

Title One: Reflects program eligibility based on the federal threshold of 40% of students who qualify for the Free and Reduced Lunch Program.

Non-white/Hispanic: California Department of Education. Enrollment by School 2019-20.

Free/Reduced-Price Meals: California Department of Education. Unduplicated Student Poverty-FRPM Data 2019-20.

Historic Mode Split and Changes in Travel Behavior: Student Hand Tallies



alamedacountysr2s.org info@alamedacountysr2s.org



The Alameda County Safe Routes to Schools Program is a program of the Alameda County Transportation Commission (alamedactc.org) and is funded with Alameda County's local sales tax Measure B, regional, state and federal funds.

Historic Mode Split



- Drive Alone: Students riding in cars only with those in their own household
- Shared Modes: Carpooling, taking the school bus, city bus, or BART
- Active Modes: Walking, biking, skateboarding, and other physically active modes

Changes in Travel Behavior

From N/A to N/A

N/A active transportation trips

N/A shared trips

N/A drive-alone trips

Top Parent/Caregiver Concerns

(2018-19)

- Insufficient data available

[↑ BACK TO TOP](#)



Emerson Elementary (Berkeley)

Berkeley Unified School District



School Profile

Type: Elementary

Enrollment: 317

Charter School: No

Enrolled in Access Safe Routes Program: Not Enrolled

Site Assessment Completed: 2012*

School Champions: 1



Demographics

Title One School: No

55% of school population identifies as non-white or Hispanic

28% of students qualify for free/reduced-price meals

↑ BACK TO TOP

*To view completed Site Assessments visit
<https://alamedacountysr2s.org/our-program/school-safety-assessments>

Sources

NOTE: Due to the COVID-19 pandemic, the Alameda County SR2S Program was not able to collect student hand tallies for the 2019-2020 school year as planned.

Enrollment: California Department of Education. Enrollment by School 2019-20.

School Champions: SR2S Site Coordinator School Evaluation.

Title One: Reflects program eligibility based on the federal threshold of 40% of students who qualify for the Free and Reduced Lunch Program.

Non-white/Hispanic: California Department of Education. Enrollment by School 2019-20.

Free/Reduced-Price Meals: California Department of Education. Unduplicated Student Poverty-FRPM Data 2019-20.

Historic Mode Split and Changes in Travel Behavior: Student Hand Tallies



alamedacountysr2s.org info@alamedacountysr2s.org

2019-2020 Activities

- International Walk and Roll to School Day

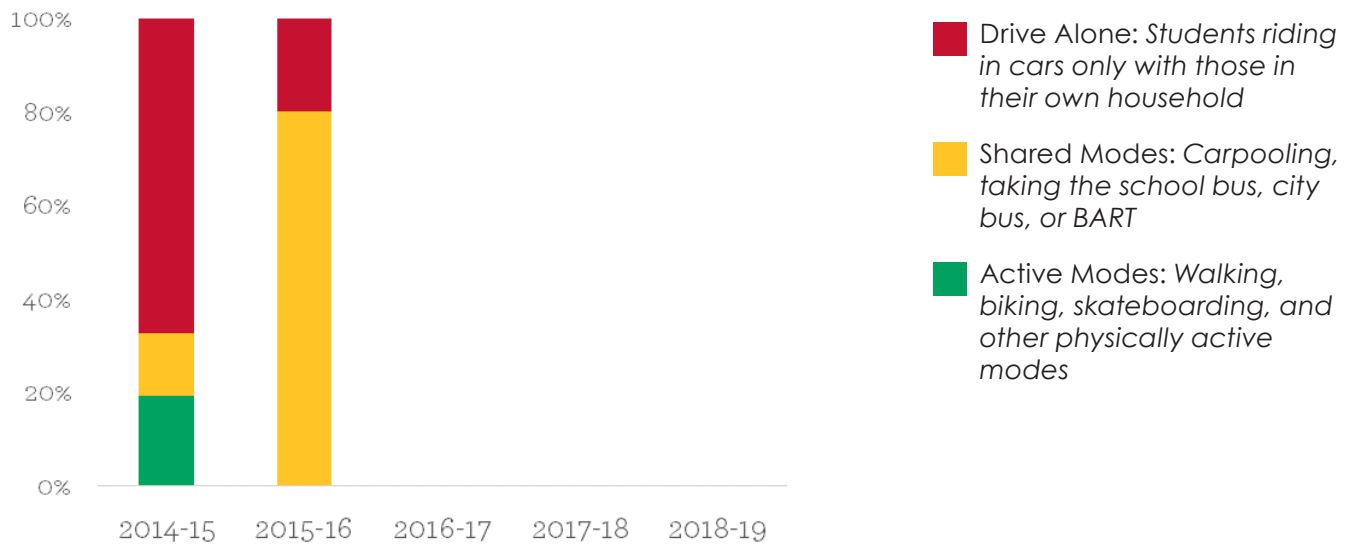
2018-2019 Activities

- Bike to School Day



The Alameda County Safe Routes to Schools Program is a program of the Alameda County Transportation Commission (alamedactc.org) and is funded with Alameda County's local sales tax Measure B, regional, state and federal funds.

Historic Mode Split



Changes in Travel Behavior

From 2014-15 to 2015-16

- 19% active transportation trips
- 66% shared trips
- 47% drive-alone trips

Top Parent/Caregiver Concerns

(2018-19)

- Insufficient data available



Jefferson Elementary (Berkeley)

Berkeley Unified School District



School Profile

Type: Elementary

Enrollment: 443

Charter School: No

Enrolled in Access Safe Routes Program: Not Enrolled

Site Assessment Completed: 2012*

School Champions: 1



Demographics

Title One School: No

57% of school population identifies as non-white or Hispanic

21% of students qualify for free/reduced-price meals

2019-2020 Activities

- International Walk and Roll to School Day
- Golden Sneaker Contest

2018-2019 Activities

- Rock the Block Assembly
- Bike Rodeo
- Bike to School Day
- International Walk and Roll to School Day
- Golden Sneaker Contest

↑ BACK TO TOP

*To view completed Site Assessments visit
<https://alamedacountysr2s.org/our-program/school-safety-assessments>

Sources

NOTE: Due to the COVID-19 pandemic, the Alameda County SR2S Program was not able to collect student hand tallies for the 2019-2020 school year as planned.

Enrollment: California Department of Education. Enrollment by School 2019-20.

School Champions: SR2S Site Coordinator School Evaluation.

Title One: Reflects program eligibility based on the federal threshold of 40% of students who qualify for the Free and Reduced Lunch Program.

Non-white/Hispanic: California Department of Education. Enrollment by School 2019-20.

Free/Reduced-Price Meals: California Department of Education. Unduplicated Student Poverty-FRPM Data 2019-20.

Historic Mode Split and Changes in Travel Behavior: Student Hand Tallies

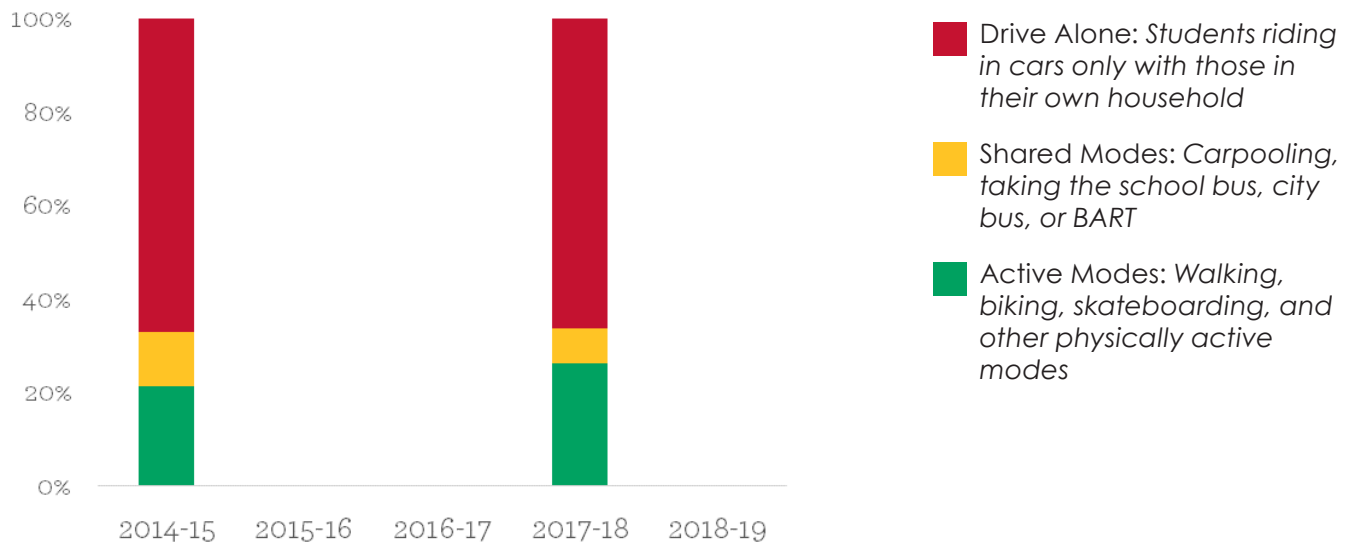


alamedacountysr2s.org info@alamedacountysr2s.org

The Alameda County Safe Routes to Schools Program is a program of the Alameda County Transportation Commission (alamedactc.org) and is funded with Alameda County's local sales tax Measure B, regional, state and federal funds.



Historic Mode Split



Changes in Travel Behavior

From 2014-15 to 2017-18

- 5% active transportation trips
- 4% shared trips
- 1% drive-alone trips

Top Parent/Caregiver Concerns

(2018-19)

- Insufficient data available



John Muir Elementary

Berkeley Unified School District



School Profile

Type: Elementary

Enrollment: 316

Charter School: No

Enrolled in Access Safe Routes Program: Not Enrolled

Site Assessment Completed: 2012*

School Champions: 1



Demographics

Title One School: No

57% of school population identifies as non-white or Hispanic

29% of students qualify for free/reduced-price meals

2019-2020 Activities

- No Reported Activities

2018-2019 Activities

- International Walk and Roll to School Day
- Ongoing Walk and Roll Events

↑ BACK TO TOP

*To view completed Site Assessments visit
<https://alamedacountysr2s.org/our-program/school-safety-assessments>

Sources

NOTE: Due to the COVID-19 pandemic, the Alameda County SR2S Program was not able to collect student hand tallies for the 2019-2020 school year as planned.

Enrollment: California Department of Education. Enrollment by School 2019-20.

School Champions: SR2S Site Coordinator School Evaluation.

Title One: Reflects program eligibility based on the federal threshold of 40% of students who qualify for the Free and Reduced Lunch Program.

Non-white/Hispanic: California Department of Education. Enrollment by School 2019-20.

Free/Reduced-Price Meals: California Department of Education. Unduplicated Student Poverty-FRPM Data 2019-20.

Historic Mode Split and Changes in Travel Behavior: Student Hand Tallies

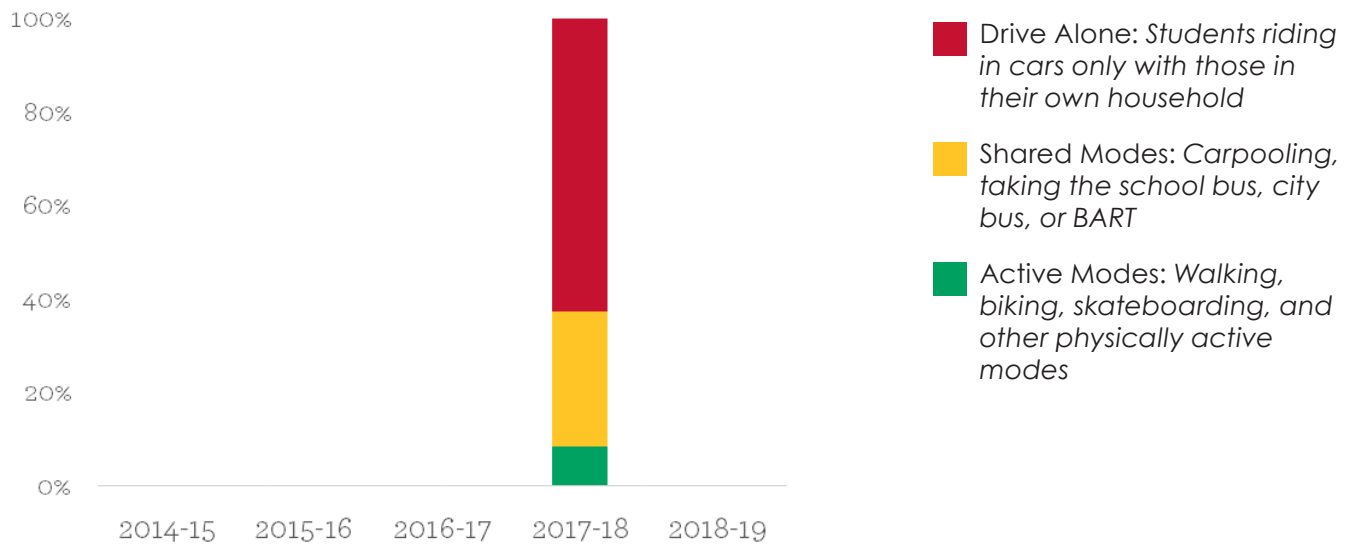


alamedacountysr2s.org info@alamedacountysr2s.org

The Alameda County Safe Routes to Schools Program is a program of the Alameda County Transportation Commission (alamedactc.org) and is funded with Alameda County's local sales tax Measure B, regional, state and federal funds.



Historic Mode Split



Changes in Travel Behavior

From 2017-18 to 2017-18

N/A active transportation trips

N/A shared trips

N/A drive-alone trips

Top Parent/Caregiver Concerns

(2018-19)

- Insufficient data available



Longfellow Arts and Technology Middle

Berkeley Unified School District



School Profile

Type: Intermediate/Middle/Junior High

Enrollment: 503

Charter School: No

Enrolled in Access Safe Routes Program: Not Enrolled

Site Assessment Completed: 2018*

School Champions: 1



Demographics

Title One School: Yes

83% of school population identifies as non-white or Hispanic

54% of students qualify for free/reduced-price meals

2019-2020 Activities

- No Reported Activities

2018-2019 Activities

- Alameda County BikeMobile Visit

↑ BACK TO TOP

*To view completed Site Assessments visit
<https://alamedacountysr2s.org/our-program/school-safety-assessments>

Sources

NOTE: Due to the COVID-19 pandemic, the Alameda County SR2S Program was not able to collect student hand tallies for the 2019-2020 school year as planned.

Enrollment: California Department of Education. Enrollment by School 2019-20.

School Champions: SR2S Site Coordinator School Evaluation.

Title One: Reflects program eligibility based on the federal threshold of 40% of students who qualify for the Free and Reduced Lunch Program.

Non-white/Hispanic: California Department of Education. Enrollment by School 2019-20.

Free/Reduced-Price Meals: California Department of Education. Unduplicated Student Poverty-FRPM Data 2019-20.

Historic Mode Split and Changes in Travel Behavior: Student Hand Tallies



Historic Mode Split



- Drive Alone: Students riding in cars only with those in their own household
- Shared Modes: Carpooling, taking the school bus, city bus, or BART
- Active Modes: Walking, biking, skateboarding, and other physically active modes

Changes in Travel Behavior

From N/A to N/A

N/A active transportation trips

N/A shared trips

N/A drive-alone trips

Top Parent/Caregiver Concerns

(2018-19)

- Insufficient data available

[↑ BACK TO TOP](#)



Malcolm X Elementary

Berkeley Unified School District



School Profile

Type: Elementary

Enrollment: 552

Charter School: No

Enrolled in Access Safe Routes Program: Not Enrolled

Site Assessment Completed: 2009*

School Champions: 3



Demographics

Title One School: No

52% of school population identifies as non-white or Hispanic

27% of students qualify for free/reduced-price meals

2019-2020 Activities

- Bike Train
- International Walk and Roll to School Day
- Ongoing Walk and Roll Events

2018-2019 Activities

- Pedestrian Rodeo
- Bike Rodeo
- Alameda County BikeMobile Visit
- Bike to School Day
- International Walk and Roll to School Day
- Golden Sneaker Contest
- Ongoing Walk and Roll Events

↑ BACK TO TOP

*To view completed Site Assessments visit
<https://alamedacountysr2s.org/our-program/school-safety-assessments>

Sources

NOTE: Due to the COVID-19 pandemic, the Alameda County SR2S Program was not able to collect student hand tallies for the 2019-2020 school year as planned.

Enrollment: California Department of Education. Enrollment by School 2019-20.

School Champions: SR2S Site Coordinator School Evaluation.

Title One: Reflects program eligibility based on the federal threshold of 40% of students who qualify for the Free and Reduced Lunch Program.

Non-white/Hispanic: California Department of Education. Enrollment by School 2019-20.

Free/Reduced-Price Meals: California Department of Education. Unduplicated Student Poverty-FRPM Data 2019-20.

Historic Mode Split and Changes in Travel Behavior: Student Hand Tallies

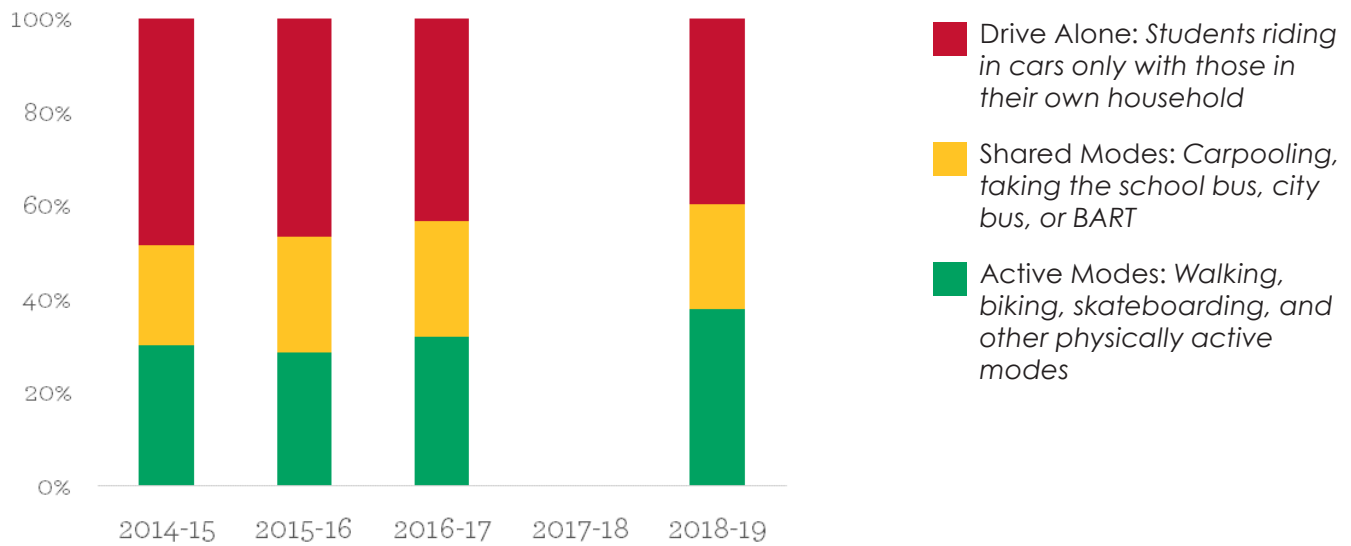


alamedacountysr2s.org info@alamedacountysr2s.org



The Alameda County Safe Routes to Schools Program is a program of the Alameda County Transportation Commission (alamedactc.org) and is funded with Alameda County's local sales tax Measure B, regional, state and federal funds.

Historic Mode Split



Changes in Travel Behavior

From 2013-14 to 2016-17

3% active transportation trips

1% shared trips

-4% drive-alone trips

Top Parent/Caregiver Concerns

(2018-19)

- Insufficient data available



Martin Luther King, Jr. Middle (Berkeley)

Berkeley Unified School District



School Profile

Type: Intermediate/Middle/Junior High

Enrollment: 983

Charter School: No

Enrolled in Access Safe Routes Program: Not Enrolled

Site Assessment Completed: 2017*

School Champions: 1



Demographics

Title One School: No

52% of school population identifies as non-white or Hispanic

23% of students qualify for free/reduced-price meals

2019-2020 Activities

- Alameda County BikeMobile Visit
- International Walk and Roll to School Day
- Golden Sneaker Contest

2018-2019 Activities

- Alameda County BikeMobile Visit
- Bike to School Day
- International Walk and Roll to School Day
- Golden Sneaker Contest

↑ BACK TO TOP

*To view completed Site Assessments visit
<https://alamedacountysr2s.org/our-program/school-safety-assessments>

Sources

NOTE: Due to the COVID-19 pandemic, the Alameda County SR2S Program was not able to collect student hand tallies for the 2019-2020 school year as planned.

Enrollment: California Department of Education. Enrollment by School 2019-20.

School Champions: SR2S Site Coordinator School Evaluation.

Title One: Reflects program eligibility based on the federal threshold of 40% of students who qualify for the Free and Reduced Lunch Program.

Non-white/Hispanic: California Department of Education. Enrollment by School 2019-20.

Free/Reduced-Price Meals: California Department of Education. Unduplicated Student Poverty-FRPM Data 2019-20.

Historic Mode Split and Changes in Travel Behavior: Student Hand Tallies

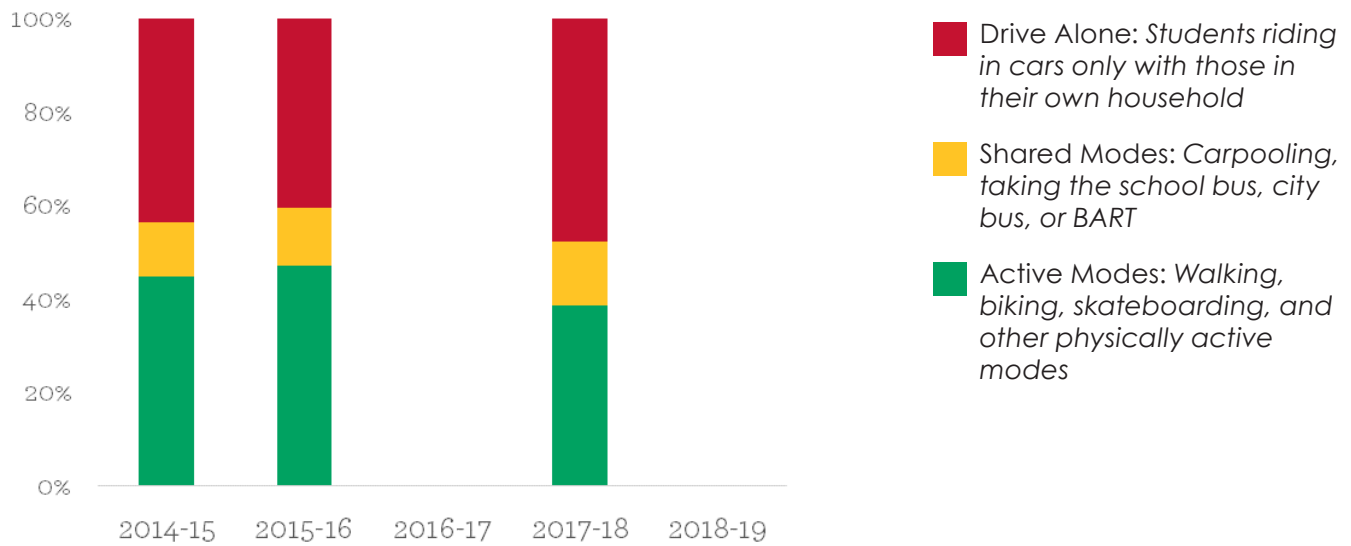


alamedacountysr2s.org info@alamedacountysr2s.org



The Alameda County Safe Routes to Schools Program is a program of the Alameda County Transportation Commission (alamedactc.org) and is funded with Alameda County's local sales tax Measure B, regional, state and federal funds.

Historic Mode Split



Changes in Travel Behavior

From 2013-14 to 2017-18

1% active transportation trips

1% shared trips

-2% drive-alone trips

Top Parent/Caregiver Concerns

(2018-19)

- Insufficient data available



Oxford Elementary

Berkeley Unified School District



School Profile

Type: Elementary

Enrollment: 263

Charter School: No

Enrolled in Access Safe Routes Program: Not Enrolled

Site Assessment Completed: 2010*

School Champions: 1



Demographics

Title One School: No

60% of school population identifies as non-white or Hispanic

30% of students qualify for free/reduced-price meals

2019-2020 Activities

- International Walk and Roll to School Day

2018-2019 Activities

- No Reported Activities

↑ BACK TO TOP

*To view completed Site Assessments visit
<https://alamedacountysr2s.org/our-program/school-safety-assessments>

Sources

NOTE: Due to the COVID-19 pandemic, the Alameda County SR2S Program was not able to collect student hand tallies for the 2019-2020 school year as planned.

Enrollment: California Department of Education. Enrollment by School 2019-20.

School Champions: SR2S Site Coordinator School Evaluation.

Title One: Reflects program eligibility based on the federal threshold of 40% of students who qualify for the Free and Reduced Lunch Program.

Non-white/Hispanic: California Department of Education. Enrollment by School 2019-20.

Free/Reduced-Price Meals: California Department of Education. Unduplicated Student Poverty-FRPM Data 2019-20.

Historic Mode Split and Changes in Travel Behavior: Student Hand Tallies

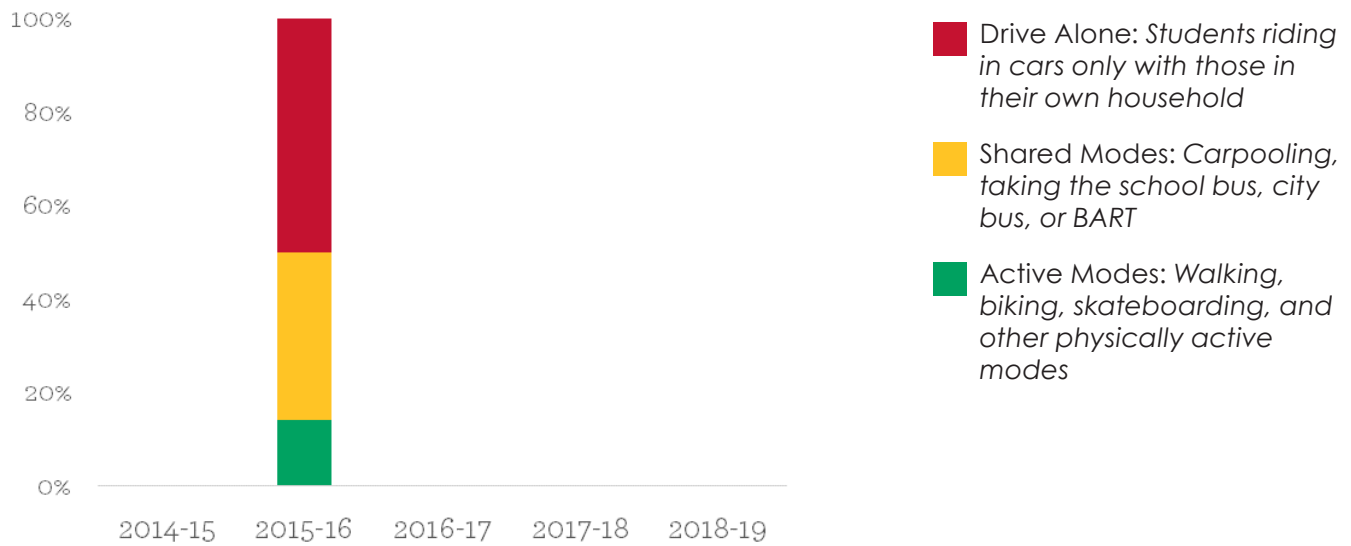


alamedacountysr2s.org info@alamedacountysr2s.org



The Alameda County Safe Routes to Schools Program is a program of the Alameda County Transportation Commission (alamedactc.org) and is funded with Alameda County's local sales tax Measure B, regional, state and federal funds.

Historic Mode Split



Changes in Travel Behavior

From 2015-16 to 2015-16

N/A active transportation trips

N/A shared trips

N/A drive-alone trips

Top Parent/Caregiver Concerns

(2018-19)

- Insufficient data available



Rosa Parks Environmental Science

Berkeley Unified School District



School Profile

Type: Elementary

Enrollment: 451

Charter School: No

Enrolled in Access Safe Routes Program: Not Enrolled

Site Assessment Completed: 2009*

School Champions: 1



Demographics

Title One School: No

52% of school population identifies as non-white or Hispanic

19% of students qualify for free/reduced-price meals

↑ BACK TO TOP

*To view completed Site Assessments visit
<https://alamedacountysr2s.org/our-program/school-safety-assessments>

Sources

NOTE: Due to the COVID-19 pandemic, the Alameda County SR2S Program was not able to collect student hand tallies for the 2019-2020 school year as planned.

Enrollment: California Department of Education. Enrollment by School 2019-20.

School Champions: SR2S Site Coordinator School Evaluation.

Title One: Reflects program eligibility based on the federal threshold of 40% of students who qualify for the Free and Reduced Lunch Program.

Non-white/Hispanic: California Department of Education. Enrollment by School 2019-20.

Free/Reduced-Price Meals: California Department of Education. Unduplicated Student Poverty-FRPM Data 2019-20.

Historic Mode Split and Changes in Travel Behavior: Student Hand Tallies



alamedacountysr2s.org info@alamedacountysr2s.org

2019-2020 Activities

- Alameda County BikeMobile Visit
- International Walk and Roll to School Day

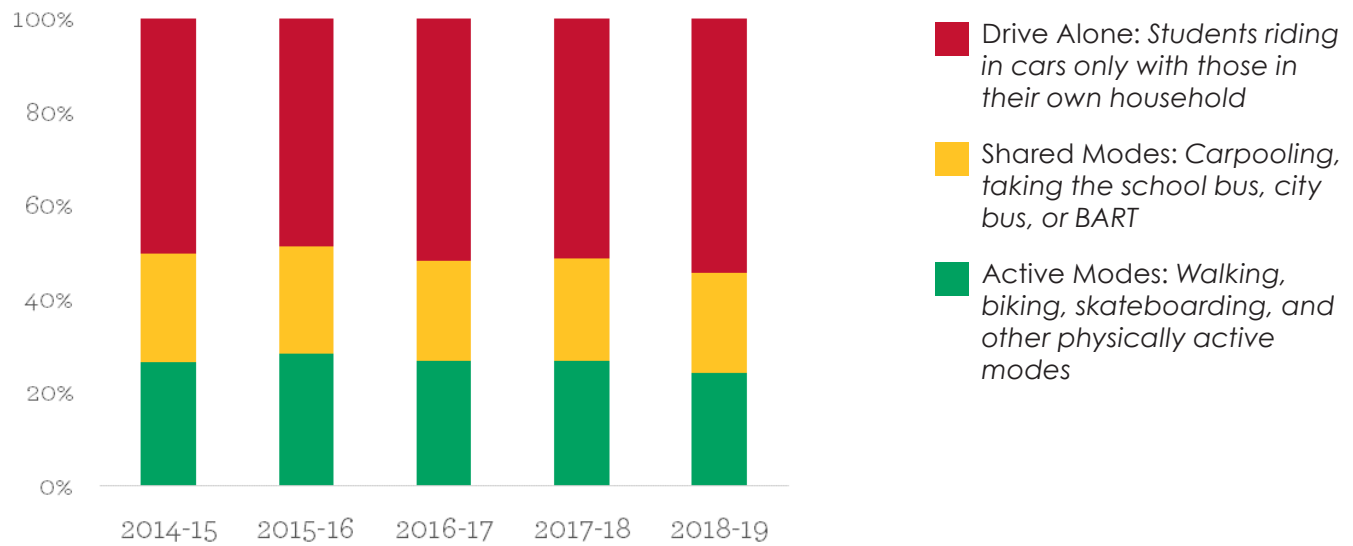
2018-2019 Activities

- Bike to School Day



The Alameda County Safe Routes to Schools Program is a program of the Alameda County Transportation Commission (alamedactc.org) and is funded with Alameda County's local sales tax Measure B, regional, state and federal funds.

Historic Mode Split



Changes in Travel Behavior

From 2013-14 to 2017-18

-9% active transportation trips

-4% shared trips

13% drive-alone trips

Top Parent/Caregiver Concerns

(2018-19)

- Bad weather
- Speeding cars
- Child's before or after school activities

[↑ BACK TO TOP](#)



Sylvia Mendez Elementary

Berkeley Unified School District



School Profile

Type: Elementary

Enrollment: 385

Charter School: No

Enrolled in Access Safe Routes Program: Not Enrolled

Site Assessment Completed: 2018*

School Champions: 2



Demographics

Title One School: No

75% of school population identifies as non-white or Hispanic

29% of students qualify for free/reduced-price meals

2019-2020 Activities

- Bike Train
- International Walk and Roll to School Day

2018-2019 Activities

- Bike to School Day
- International Walk and Roll to School Day

↑ BACK TO TOP

*To view completed Site Assessments visit
<https://alamedacountysr2s.org/our-program/school-safety-assessments>

Sources

NOTE: Due to the COVID-19 pandemic, the Alameda County SR2S Program was not able to collect student hand tallies for the 2019-2020 school year as planned.

Enrollment: California Department of Education. Enrollment by School 2019-20.

School Champions: SR2S Site Coordinator School Evaluation.

Title One: Reflects program eligibility based on the federal threshold of 40% of students who qualify for the Free and Reduced Lunch Program.

Non-white/Hispanic: California Department of Education. Enrollment by School 2019-20.

Free/Reduced-Price Meals: California Department of Education. Unduplicated Student Poverty-FRPM Data 2019-20.

Historic Mode Split and Changes in Travel Behavior: Student Hand Tallies



alamedacountysr2s.org info@alamedacountysr2s.org

The Alameda County Safe Routes to Schools Program is a program of the Alameda County Transportation Commission (alamedactc.org) and is funded with Alameda County's local sales tax Measure B, regional, state and federal funds.



Historic Mode Split



- Drive Alone: Students riding in cars only with those in their own household
- Shared Modes: Carpooling, taking the school bus, city bus, or BART
- Active Modes: Walking, biking, skateboarding, and other physically active modes

Changes in Travel Behavior

From N/A to N/A

0% active transportation trips

0% shared trips

0% drive-alone trips

Top Parent/Caregiver Concerns

(2018-19)

- Takes too long to walk or bike to school
- Driving is more convenient
- Other



Thousand Oaks Elementary

Berkeley Unified School District



School Profile

Type: Elementary

Enrollment: 390

Charter School: No

Enrolled in Access Safe Routes Program: Not Enrolled

Site Assessment Completed: 2009*

School Champions: 2



Demographics

Title One School: No

63% of school population identifies as non-white or Hispanic

30% of students qualify for free/reduced-price meals

2019-2020 Activities

- Pedestrian Rodeo
- International Walk and Roll to School Day

2018-2019 Activities

- International Walk and Roll to School Day

↑ BACK TO TOP

*To view completed Site Assessments visit
<https://alamedacountysr2s.org/our-program/school-safety-assessments>

Sources

NOTE: Due to the COVID-19 pandemic, the Alameda County SR2S Program was not able to collect student hand tallies for the 2019-2020 school year as planned.

Enrollment: California Department of Education. Enrollment by School 2019-20.

School Champions: SR2S Site Coordinator School Evaluation.

Title One: Reflects program eligibility based on the federal threshold of 40% of students who qualify for the Free and Reduced Lunch Program.

Non-white/Hispanic: California Department of Education. Enrollment by School 2019-20.

Free/Reduced-Price Meals: California Department of Education. Unduplicated Student Poverty-FRPM Data 2019-20.

Historic Mode Split and Changes in Travel Behavior: Student Hand Tallies

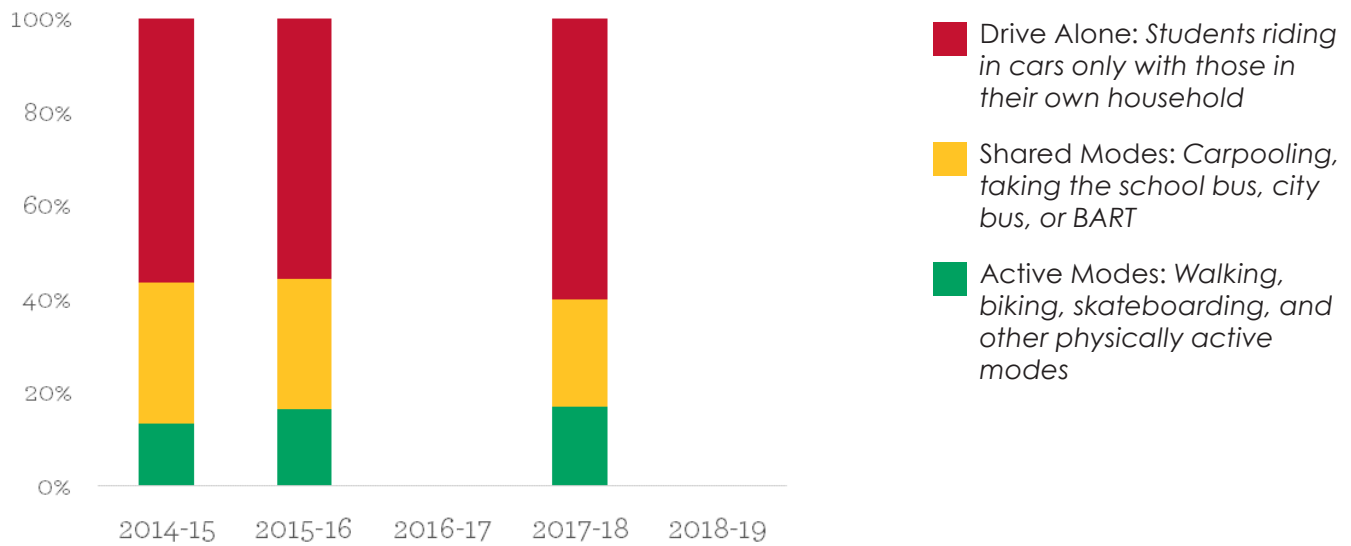


alamedacountysr2s.org info@alamedacountysr2s.org



The Alameda County Safe Routes to Schools Program is a program of the Alameda County Transportation Commission (alamedactc.org) and is funded with Alameda County's local sales tax Measure B, regional, state and federal funds.

Historic Mode Split



Changes in Travel Behavior

From 2014-15 to 2017-18

3% active transportation trips

-7% shared trips

3% drive-alone trips

Top Parent/Caregiver Concerns

(2018-19)

- Insufficient data available



Washington Elementary (Berkeley)

Berkeley Unified School District

WASHINGTON ELEMENTARY



School Profile

Type: Elementary

Enrollment: 425

Charter School: No

Enrolled in Access Safe Routes Program: Not Enrolled

Site Assessment Completed: 2015*

School Champions: 4



Demographics

Title One School: No

55% of school population identifies as non-white or Hispanic

21% of students qualify for free/reduced-price meals

2019-2020 Activities

- International Walk and Roll to School Day

2018-2019 Activities

- Bike Rodeo
- Bike to School Day
- International Walk and Roll to School Day

↑ BACK TO TOP

*To view completed Site Assessments visit
<https://alamedacountysr2s.org/our-program/school-safety-assessments>

Sources

NOTE: Due to the COVID-19 pandemic, the Alameda County SR2S Program was not able to collect student hand tallies for the 2019-2020 school year as planned.

Enrollment: California Department of Education. Enrollment by School 2019-20.

School Champions: SR2S Site Coordinator School Evaluation.

Title One: Reflects program eligibility based on the federal threshold of 40% of students who qualify for the Free and Reduced Lunch Program.

Non-white/Hispanic: California Department of Education. Enrollment by School 2019-20.

Free/Reduced-Price Meals: California Department of Education. Unduplicated Student Poverty-FRPM Data 2019-20.

Historic Mode Split and Changes in Travel Behavior: Student Hand Tallies

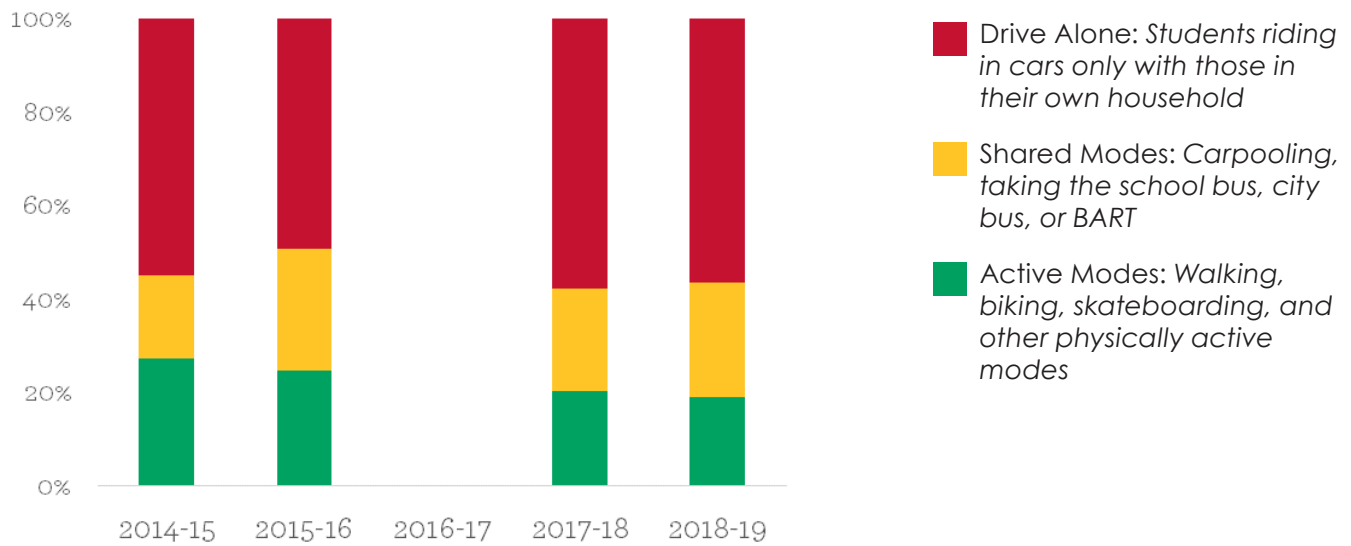


alamedacountysr2s.org info@alamedacountysr2s.org



The Alameda County Safe Routes to Schools Program is a program of the Alameda County Transportation Commission (alamedactc.org) and is funded with Alameda County's local sales tax Measure B, regional, state and federal funds.

Historic Mode Split



Changes in Travel Behavior

From 2013-14 to 2017-18

#N/A active transportation trips

#N/A shared trips

#N/A drive-alone trips

Top Parent/Caregiver Concerns

(2018-19)

- Takes too long to walk or bike to school
- Speeding cars
- Child's before or after school activities



Willard Middle

Berkeley Unified School District



School Profile

Type: Intermediate/Middle/Junior High

Enrollment: 701

Charter School: No

Enrolled in Access Safe Routes Program: Not Enrolled

Site Assessment Completed: 2018*

School Champions: 1



Demographics

Title One School: No

55% of school population identifies as non-white or Hispanic

29% of students qualify for free/reduced-price meals

2019-2020 Activities

- International Walk and Roll to School Day
- Golden Sneaker Contest

2018-2019 Activities

- No Reported Activities

↑ BACK TO TOP

*To view completed Site Assessments visit
<https://alamedacountysr2s.org/our-program/school-safety-assessments>

Sources

NOTE: Due to the COVID-19 pandemic, the Alameda County SR2S Program was not able to collect student hand tallies for the 2019-2020 school year as planned.

Enrollment: California Department of Education. Enrollment by School 2019-20.

School Champions: SR2S Site Coordinator School Evaluation.

Title One: Reflects program eligibility based on the federal threshold of 40% of students who qualify for the Free and Reduced Lunch Program.

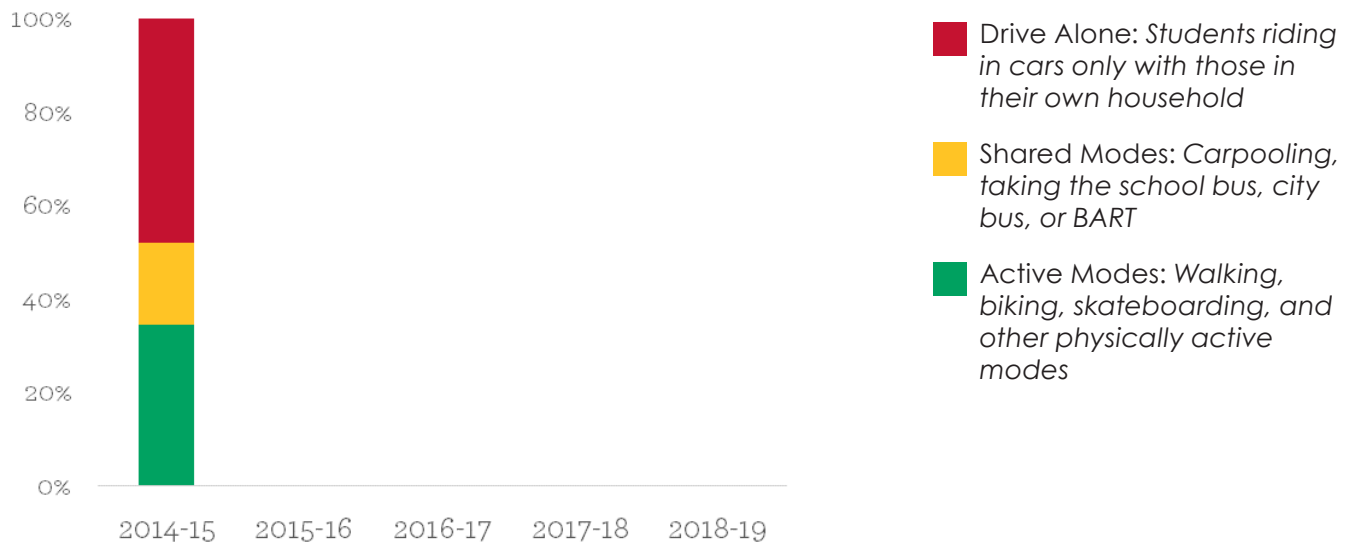
Non-white/Hispanic: California Department of Education. Enrollment by School 2019-20.

Free/Reduced-Price Meals: California Department of Education. Unduplicated Student Poverty-FRPM Data 2019-20.

Historic Mode Split and Changes in Travel Behavior: Student Hand Tallies



Historic Mode Split



Changes in Travel Behavior

From 2014-15 to 2014-15

N/A active transportation trips

N/A shared trips

N/A drive-alone trips

Top Parent/Caregiver Concerns

(2018-19)

- Insufficient data available



Castro Valley Unified School District

[↑ BACK TO TOP](#)



alamedacountysr2s.org info@alamedacountysr2s.org

The Alameda County Safe Routes to Schools Program is a program of the Alameda County Transportation Commission (alamedactc.org) and is funded with Alameda County's local sales tax Measure B, regional, state and federal funds.

Canyon Middle

Castro Valley Unified School District



School Profile

Type: Intermediate/Middle/Junior High

Enrollment: 1377

Charter School: No

Enrolled in Access Safe Routes Program: Not Enrolled

Site Assessment Completed: 2017*

School Champions: 0



Demographics

Title One School: No

77% of school population identifies as non-white or Hispanic

25% of students qualify for free/reduced-price meals

↑ BACK TO TOP

*To view completed Site Assessments visit
<https://alamedacountysr2s.org/our-program/school-safety-assessments>

Sources

NOTE: Due to the COVID-19 pandemic, the Alameda County SR2S Program was not able to collect student hand tallies for the 2019-2020 school year as planned.

Enrollment: California Department of Education. Enrollment by School 2019-20.

School Champions: SR2S Site Coordinator School Evaluation.

Title One: Reflects program eligibility based on the federal threshold of 40% of students who qualify for the Free and Reduced Lunch Program.

Non-white/Hispanic: California Department of Education. Enrollment by School 2019-20.

Free/Reduced-Price Meals: California Department of Education. Unduplicated Student Poverty-FRPM Data 2019-20.

Historic Mode Split and Changes in Travel Behavior: Student Hand Tallies



alamedacountysr2s.org info@alamedacountysr2s.org

2019-2020 Activities

- Alameda County BikeMobile Visit
- International Walk and Roll to School Day

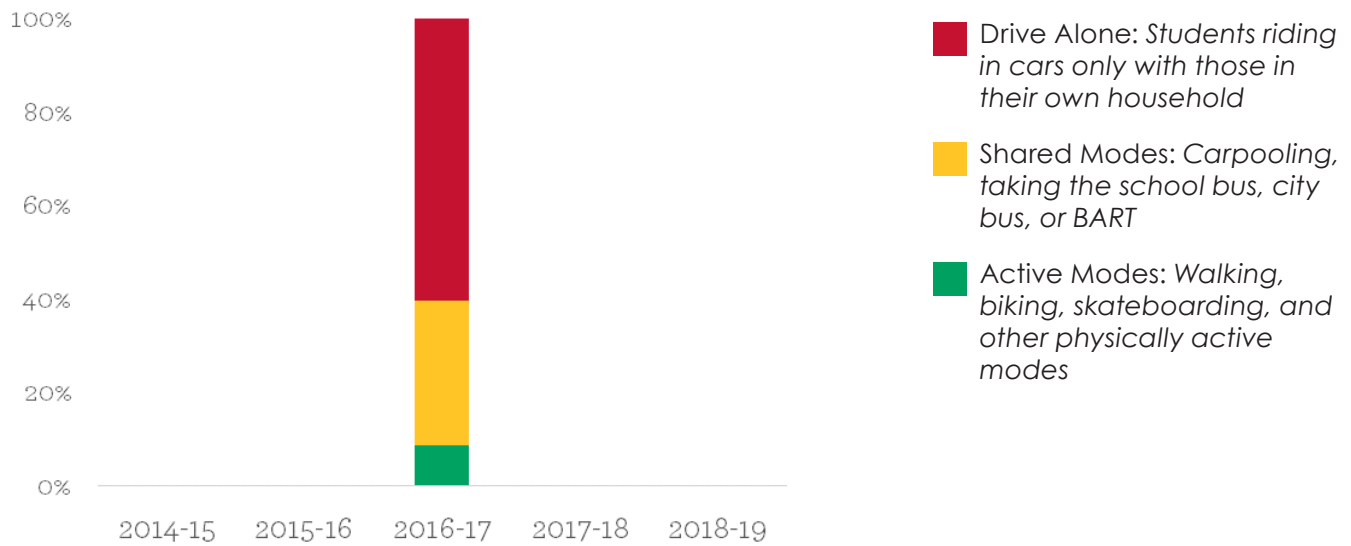
2018-2019 Activities

- Alameda County BikeMobile Visit
- International Walk and Roll to School Day



The Alameda County Safe Routes to Schools Program is a program of the Alameda County Transportation Commission (alamedactc.org) and is funded with Alameda County's local sales tax Measure B, regional, state and federal funds.

Historic Mode Split



Changes in Travel Behavior

From 2016-17 to 2016-17

N/A active transportation trips

N/A shared trips

N/A drive-alone trips

Top Parent/Caregiver Concerns

(2018-19)

- Takes too long to walk or bike to school
- Poor driving behavior on streets near school (distracted driving, speeding, not yielding at crosswalks)
- Speeding cars



Castro Valley Elementary

Castro Valley Unified School District



CASTRO VALLEY ELEMENTARY SCHOOL



School Profile

Type: Elementary

Enrollment: 501

Charter School: No

Enrolled in Access Safe Routes Program: Not Enrolled

Site Assessment Completed: 2017*

School Champions: 1



Demographics

Title One School: Yes

84% of school population identifies as non-white or Hispanic

46% of students qualify for free/reduced-price meals

2019-2020 Activities

- Alameda County BikeMobile Visit
- International Walk and Roll to School Day
- Golden Sneaker Contest

2018-2019 Activities

- Rock the Block Assembly
- Alameda County BikeMobile Visit
- Bike to School Day
- International Walk and Roll to School Day
- Golden Sneaker Contest

↑ BACK TO TOP

*To view completed Site Assessments visit

<https://alamedacountysr2s.org/our-program/school-safety-assessments>

Sources

NOTE: Due to the COVID-19 pandemic, the Alameda County SR2S Program was not able to collect student hand tallies for the 2019-2020 school year as planned.

Enrollment: California Department of Education. Enrollment by School 2019-20.

School Champions: SR2S Site Coordinator School Evaluation.

Title One: Reflects program eligibility based on the federal threshold of 40% of students who qualify for the Free and Reduced Lunch Program.

Non-white/Hispanic: California Department of Education. Enrollment by School 2019-20.

Free/Reduced-Price Meals: California Department of Education. Unduplicated Student Poverty-FRPM Data 2019-20.

Historic Mode Split and Changes in Travel Behavior: Student Hand Tallies

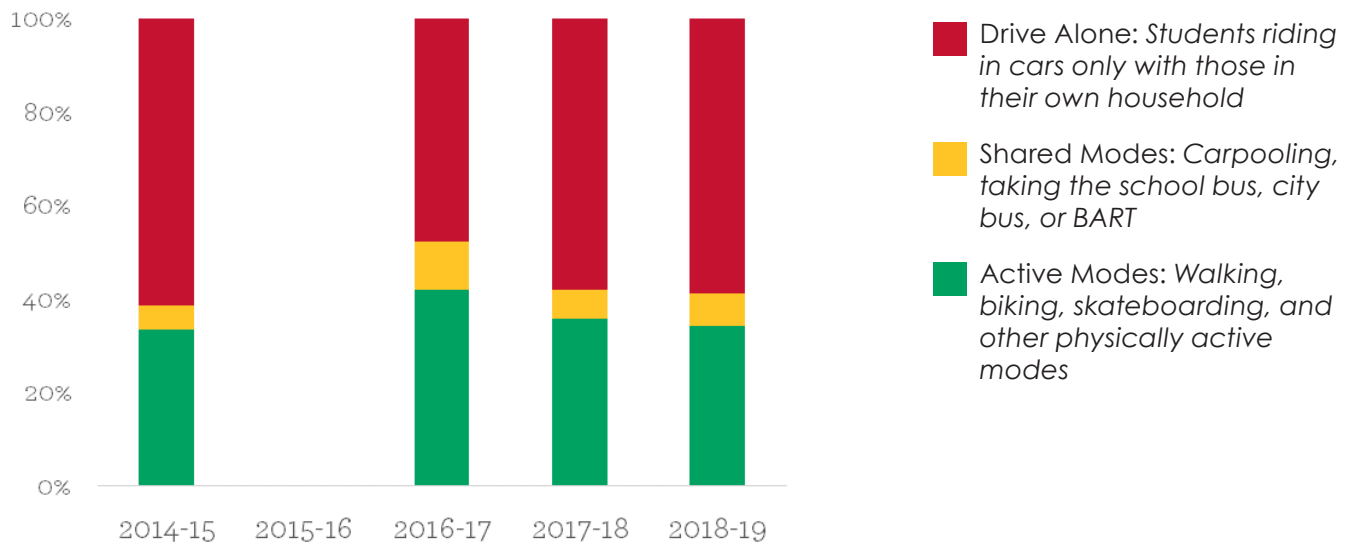


alamedacountysr2s.org info@alamedacountysr2s.org



The Alameda County Safe Routes to Schools Program is a program of the Alameda County Transportation Commission (alamedactc.org) and is funded with Alameda County's local sales tax Measure B, regional, state and federal funds.

Historic Mode Split



Changes in Travel Behavior

From 2014-15 to 2017-18

1% active transportation trips

2% shared trips

-3% drive-alone trips

Top Parent/Caregiver Concerns

(2018-19)

- Bad weather
- Driving is more convenient
- Speeding cars

[↑ BACK TO TOP](#)



Castro Valley High

Castro Valley Unified School District



School Profile

Type: High School

Enrollment: 2853

Charter School: No

Enrolled in Access Safe Routes Program: Not Enrolled

Site Assessment Completed: 2017*

School Champions: 2



Demographics

Title One School: No

72% of school population identifies as non-white or Hispanic

18% of students qualify for free/reduced-price meals

2019-2020 Activities

- Drive Your Bike
- Cocoa for Carpools
- International Walk and Roll to School Day
- Golden Sneaker Contest

2018-2019 Activities

- Drive Your Bike
- Bike to School Day
- Cocoa for Carpools
- International Walk and Roll to School Day
- Golden Sneaker Contest

↑ BACK TO TOP

*To view completed Site Assessments visit
<https://alamedacountysr2s.org/our-program/school-safety-assessments>

Sources

NOTE: Due to the COVID-19 pandemic, the Alameda County SR2S Program was not able to collect student hand tallies for the 2019-2020 school year as planned.

Enrollment: California Department of Education. Enrollment by School 2019-20.

School Champions: SR2S Site Coordinator School Evaluation.

Title One: Reflects program eligibility based on the federal threshold of 40% of students who qualify for the Free and Reduced Lunch Program.

Non-white/Hispanic: California Department of Education. Enrollment by School 2019-20.

Free/Reduced-Price Meals: California Department of Education. Unduplicated Student Poverty-FRPM Data 2019-20.

Historic Mode Split and Changes in Travel Behavior: Student Hand Tallies

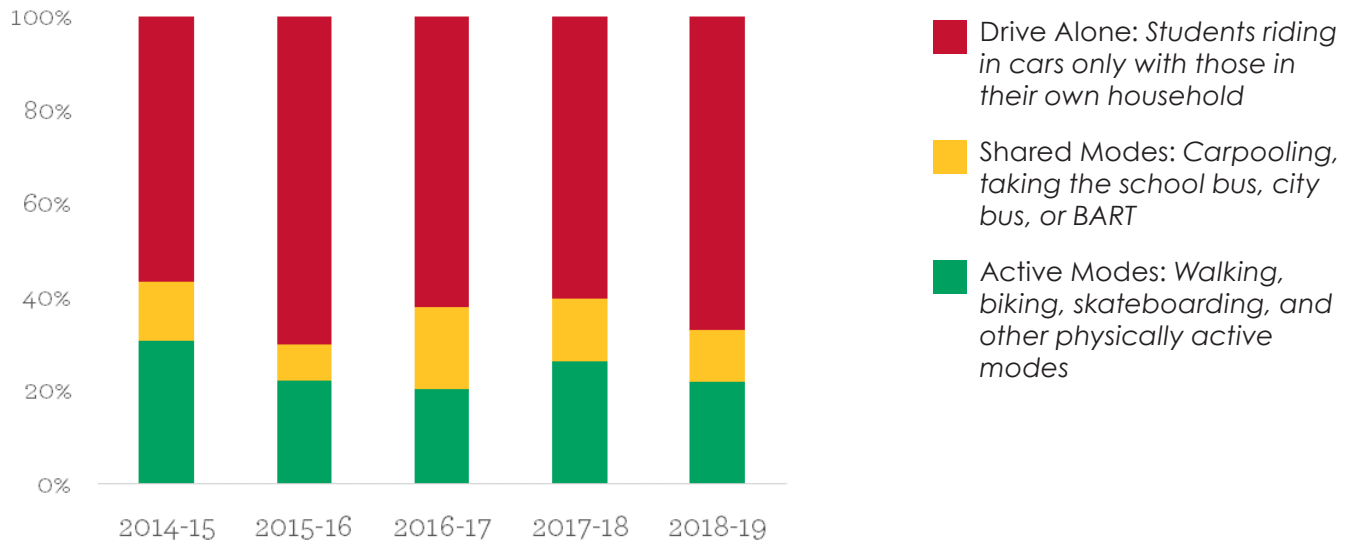


alamedacountysr2s.org info@alamedacountysr2s.org



The Alameda County Safe Routes to Schools Program is a program of the Alameda County Transportation Commission (alamedactc.org) and is funded with Alameda County's local sales tax Measure B, regional, state and federal funds.

Historic Mode Split



Changes in Travel Behavior

From 2014-15 to 2017-18

- 9% active transportation trips
- 2% shared trips
- 10% drive-alone trips

Top Parent/Caregiver Concerns

(2018-19)

- Insufficient data available



Chabot Elementary (Castro Valley)

Castro Valley Unified School District



CHABOT ELEMENTARY SCHOOL



School Profile

Type: Elementary

Enrollment: 469

Charter School: No

Enrolled in Access Safe Routes Program: Not Enrolled

Site Assessment Completed: 2017*

School Champions: 0



Demographics

Title One School: No

71% of school population identifies as non-white or Hispanic

18% of students qualify for free/reduced-price meals

2019-2020 Activities

- International Walk and Roll to School Day
- Golden Sneaker Contest

2018-2019 Activities

- International Walk and Roll to School Day

↑ BACK TO TOP

*To view completed Site Assessments visit
<https://alamedacountysr2s.org/our-program/school-safety-assessments>

Sources

NOTE: Due to the COVID-19 pandemic, the Alameda County SR2S Program was not able to collect student hand tallies for the 2019-2020 school year as planned.

Enrollment: California Department of Education. Enrollment by School 2019-20.

School Champions: SR2S Site Coordinator School Evaluation.

Title One: Reflects program eligibility based on the federal threshold of 40% of students who qualify for the Free and Reduced Lunch Program.

Non-white/Hispanic: California Department of Education. Enrollment by School 2019-20.

Free/Reduced-Price Meals: California Department of Education. Unduplicated Student Poverty-FRPM Data 2019-20.

Historic Mode Split and Changes in Travel Behavior: Student Hand Tallies

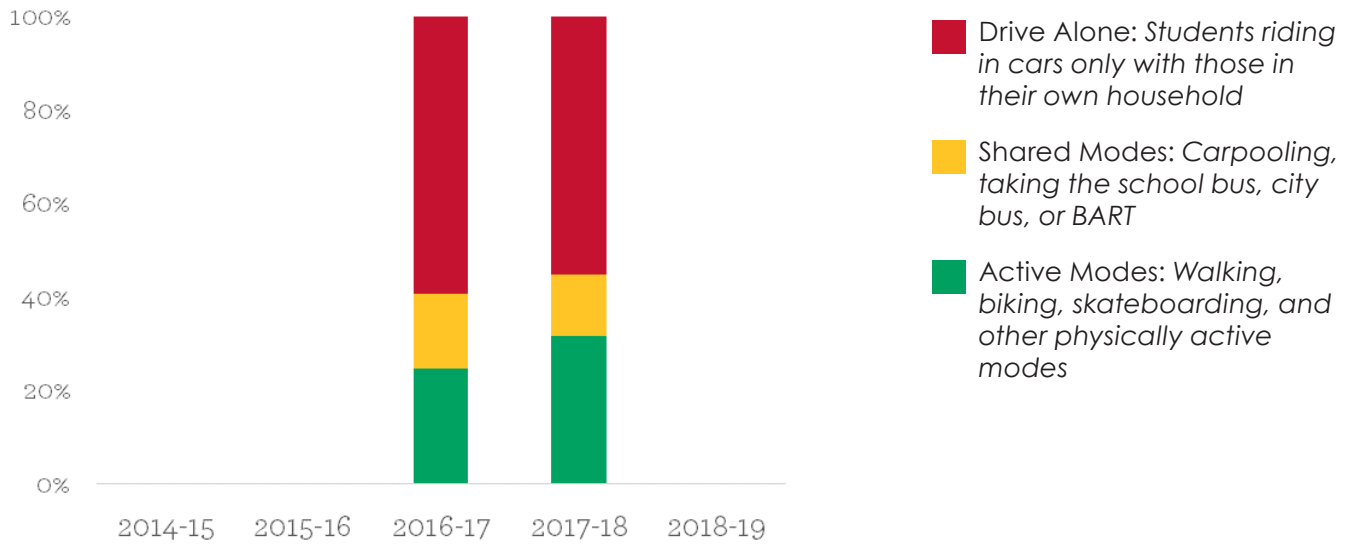


alamedacountysr2s.org info@alamedacountysr2s.org



The Alameda County Safe Routes to Schools Program is a program of the Alameda County Transportation Commission (alamedactc.org) and is funded with Alameda County's local sales tax Measure B, regional, state and federal funds.

Historic Mode Split



Changes in Travel Behavior

From 2016-17 to 2017-18

- 7% active transportation trips
- 3% shared trips
- 4% drive-alone trips

Top Parent/Caregiver Concerns

(2018-19)

- Insufficient data available



Creekside Middle

Castro Valley Unified School District



CREEKSIDE MIDDLE SCHOOL



School Profile

Type: Intermediate/Middle/Junior High

Enrollment: 772

Charter School: No

Enrolled in Access Safe Routes Program: Not Enrolled

Site Assessment Completed: 2016*

School Champions: 1



Demographics

Title One School: No

67% of school population identifies as non-white or Hispanic

21% of students qualify for free/reduced-price meals

2019-2020 Activities

- Drive Your Bike
- International Walk and Roll to School Day
- Golden Sneaker Contest

2018-2019 Activities

- Alameda County BikeMobile Visit
- Bike to School Day
- International Walk and Roll to School Day
- Golden Sneaker Contest

↑ BACK TO TOP

*To view completed Site Assessments visit
<https://alamedacountysr2s.org/our-program/school-safety-assessments>

Sources

NOTE: Due to the COVID-19 pandemic, the Alameda County SR2S Program was not able to collect student hand tallies for the 2019-2020 school year as planned.

Enrollment: California Department of Education. Enrollment by School 2019-20.

School Champions: SR2S Site Coordinator School Evaluation.

Title One: Reflects program eligibility based on the federal threshold of 40% of students who qualify for the Free and Reduced Lunch Program.

Non-white/Hispanic: California Department of Education. Enrollment by School 2019-20.

Free/Reduced-Price Meals: California Department of Education. Unduplicated Student Poverty-FRPM Data 2019-20.

Historic Mode Split and Changes in Travel Behavior: Student Hand Tallies

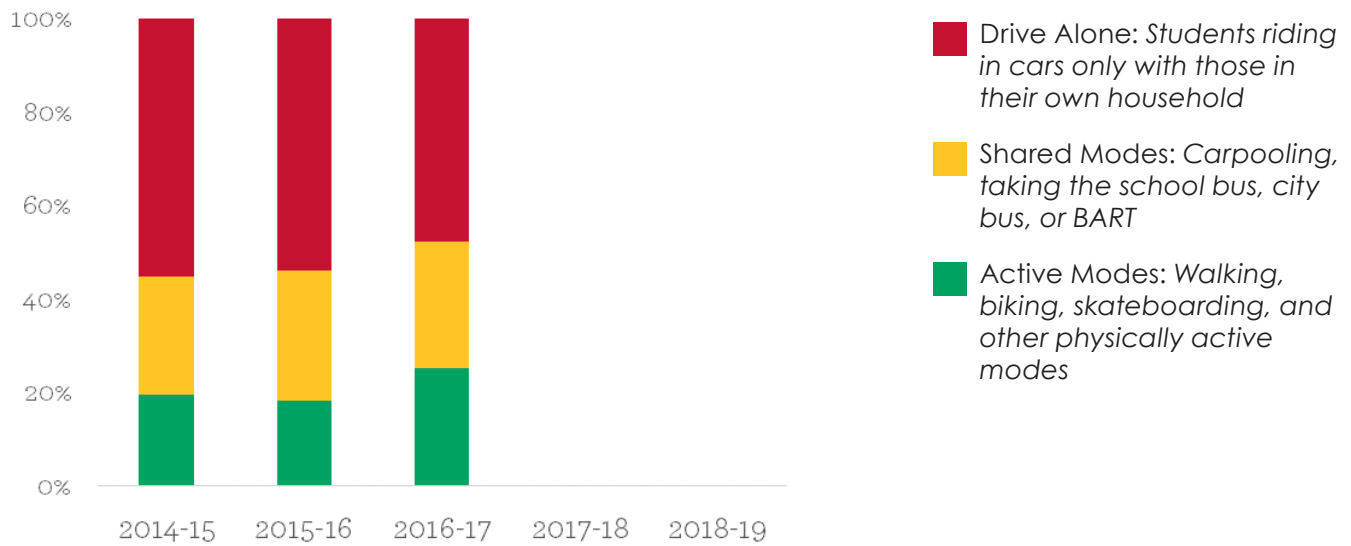


alamedacountysr2s.org info@alamedacountysr2s.org



The Alameda County Safe Routes to Schools Program is a program of the Alameda County Transportation Commission (alamedactc.org) and is funded with Alameda County's local sales tax Measure B, regional, state and federal funds.

Historic Mode Split



Changes in Travel Behavior

From 2014-15 to 2016-17

6% active transportation trips

2% shared trips

-8% drive-alone trips

Top Parent/Caregiver Concerns

(2018-19)

- Insufficient data available



Independent Elementary

Castro Valley Unified School District

 INDEPENDENT ELEMENTARY SCHOOL



School Profile

Type: Elementary

Enrollment: 657

Charter School: No

Enrolled in Access Safe Routes Program: Not Enrolled

Site Assessment Completed: 2017*

School Champions: 0



Demographics

Title One School: No

79% of school population identifies as non-white or Hispanic

16% of students qualify for free/reduced-price meals

↑ BACK TO TOP

*To view completed Site Assessments visit
<https://alamedacountysr2s.org/our-program/school-safety-assessments>

Sources

NOTE: Due to the COVID-19 pandemic, the Alameda County SR2S Program was not able to collect student hand tallies for the 2019-2020 school year as planned.

Enrollment: California Department of Education. Enrollment by School 2019-20.

School Champions: SR2S Site Coordinator School Evaluation.

Title One: Reflects program eligibility based on the federal threshold of 40% of students who qualify for the Free and Reduced Lunch Program.

Non-white/Hispanic: California Department of Education. Enrollment by School 2019-20.

Free/Reduced-Price Meals: California Department of Education. Unduplicated Student Poverty-FRPM Data 2019-20.

Historic Mode Split and Changes in Travel Behavior: Student Hand Tallies



alamedacountysr2s.org info@alamedacountysr2s.org

2019-2020 Activities

- International Walk and Roll to School Day
- Ongoing Walk and Roll Events

2018-2019 Activities

- International Walk and Roll to School Day
- Golden Sneaker Contest
- Ongoing Walk and Roll Events



The Alameda County Safe Routes to Schools Program is a program of the Alameda County Transportation Commission (alamedactc.org) and is funded with Alameda County's local sales tax Measure B, regional, state and federal funds.

Historic Mode Split



- Drive Alone: Students riding in cars only with those in their own household
- Shared Modes: Carpooling, taking the school bus, city bus, or BART
- Active Modes: Walking, biking, skateboarding, and other physically active modes

Changes in Travel Behavior

From N/A to N/A

N/A active transportation trips

N/A shared trips

N/A drive-alone trips

Top Parent/Caregiver Concerns

(2018-19)

- Insufficient data available

[↑ BACK TO TOP](#)



Jensen Ranch Elementary

Castro Valley Unified School District



JENSEN RANCH ELEMENTARY SCHOOL



School Profile

Type: Elementary

Enrollment: 397

Charter School: No

Enrolled in Access Safe Routes Program: Not Enrolled

Site Assessment Completed: 2017*

School Champions: 0



Demographics

Title One School: No

79% of school population identifies as non-white or Hispanic

11% of students qualify for free/reduced-price meals

2019-2020 Activities

- No Reported Activities

2018-2019 Activities

- No Reported Activities

↑ BACK TO TOP

*To view completed Site Assessments visit

<https://alamedacountysr2s.org/our-program/school-safety-assessments>

Sources

NOTE: Due to the COVID-19 pandemic, the Alameda County SR2S Program was not able to collect student hand tallies for the 2019-2020 school year as planned.

Enrollment: California Department of Education. Enrollment by School 2019-20.

School Champions: SR2S Site Coordinator School Evaluation.

Title One: Reflects program eligibility based on the federal threshold of 40% of students who qualify for the Free and Reduced Lunch Program.

Non-white/Hispanic: California Department of Education. Enrollment by School 2019-20.

Free/Reduced-Price Meals: California Department of Education. Unduplicated Student Poverty-FRPM Data 2019-20.

Historic Mode Split and Changes in Travel Behavior: Student Hand Tallies

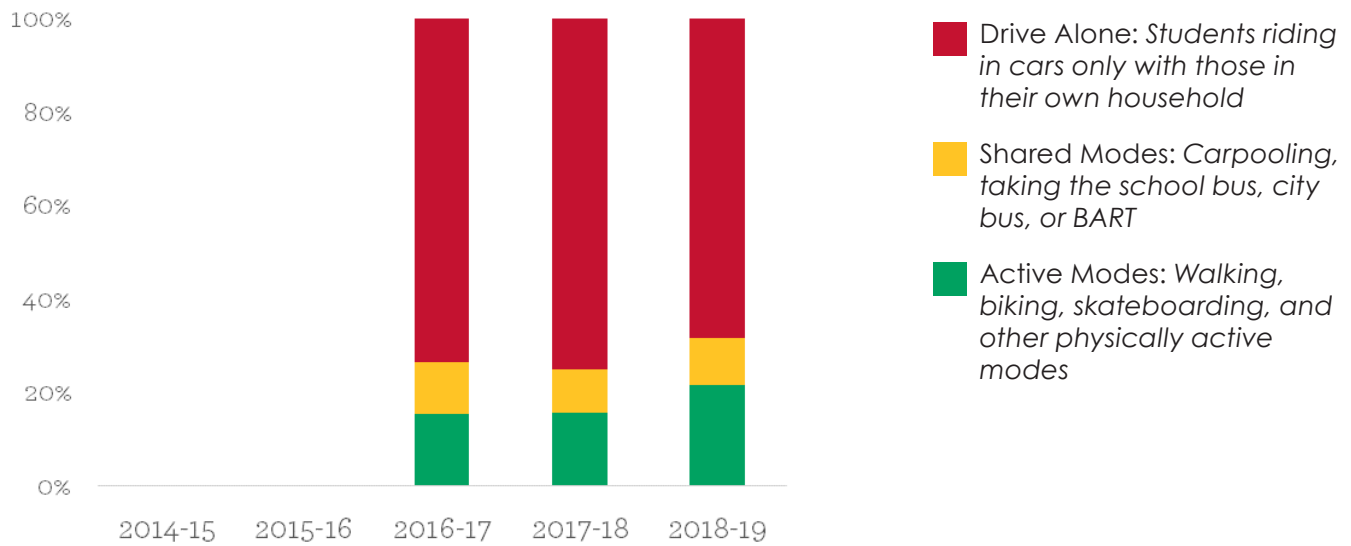


alamedacountysr2s.org info@alamedacountysr2s.org



The Alameda County Safe Routes to Schools Program is a program of the Alameda County Transportation Commission (alamedactc.org) and is funded with Alameda County's local sales tax Measure B, regional, state and federal funds.

Historic Mode Split



Changes in Travel Behavior

From 2016-17 to 2017-18

6% active transportation trips

-1% shared trips

-5% drive-alone trips

Top Parent/Caregiver Concerns

(2018-19)

- Bad weather
- Driving is more convenient
- Takes too long to walk or bike to school



Marshall Elementary

Castro Valley Unified School District



MARSHALL ELEMENTARY SCHOOL



School Profile

Type: Elementary

Enrollment: 497

Charter School: No

Enrolled in Access Safe Routes Program: Not Enrolled

Site Assessment Completed: 2017*

School Champions: 1



Demographics

Title One School: No

80% of school population identifies as non-white or Hispanic

31% of students qualify for free/reduced-price meals

2019-2020 Activities

- Golden Sneaker Contest

2018-2019 Activities

- Golden Sneaker Contest

↑ BACK TO TOP

*To view completed Site Assessments visit

<https://alamedacountysr2s.org/our-program/school-safety-assessments>

Sources

NOTE: Due to the COVID-19 pandemic, the Alameda County SR2S Program was not able to collect student hand tallies for the 2019-2020 school year as planned.

Enrollment: California Department of Education. Enrollment by School 2019-20.

School Champions: SR2S Site Coordinator School Evaluation.

Title One: Reflects program eligibility based on the federal threshold of 40% of students who qualify for the Free and Reduced Lunch Program.

Non-white/Hispanic: California Department of Education. Enrollment by School 2019-20.

Free/Reduced-Price Meals: California Department of Education. Unduplicated Student Poverty-FRPM Data 2019-20.

Historic Mode Split and Changes in Travel Behavior: Student Hand Tallies

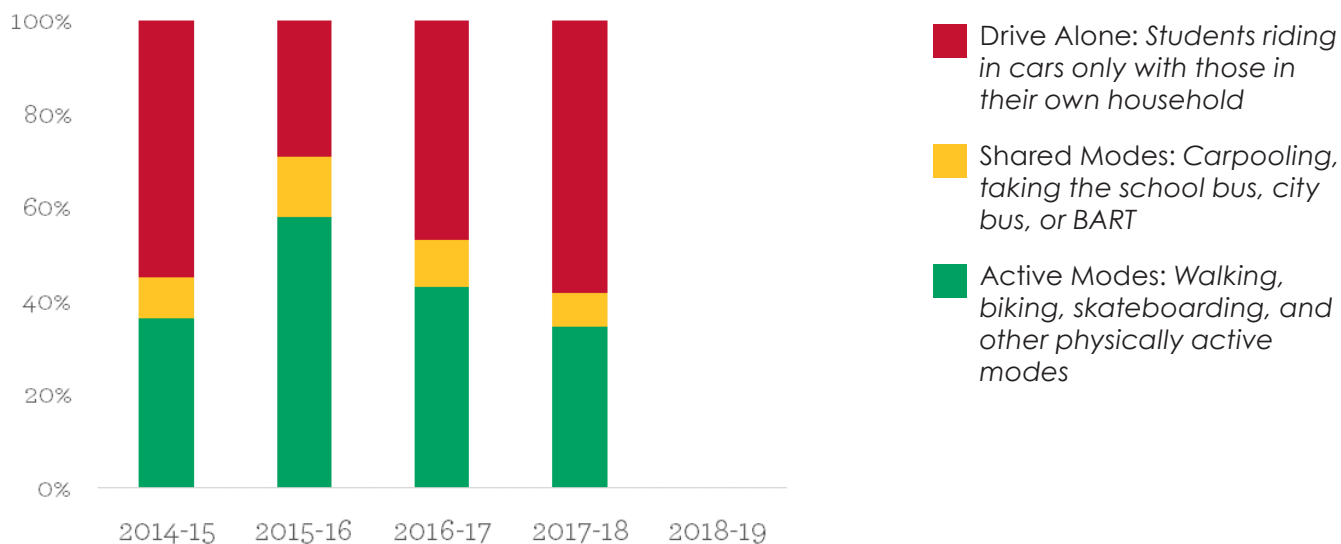


alamedacountysr2s.org info@alamedacountysr2s.org



The Alameda County Safe Routes to Schools Program is a program of the Alameda County Transportation Commission (alamedactc.org) and is funded with Alameda County's local sales tax Measure B, regional, state and federal funds.

Historic Mode Split



Changes in Travel Behavior

From 2013-14 to 2017-18

-3% active transportation trips

2% shared trips

1% drive-alone trips

Top Parent/Caregiver Concerns

(2018-19)

- Insufficient data available



Palomares Elementary

Castro Valley Unified School District



PALOMARES ELEMENTARY SCHOOL



School Profile

Type: Elementary

Enrollment: 145

Charter School: No

Enrolled in Access Safe Routes Program: Not Enrolled

Site Assessment Completed: 2017*

School Champions: 0



Demographics

Title One School: No

70% of school population identifies as non-white or Hispanic

24% of students qualify for free/reduced-price meals

2019-2020 Activities

- Alameda County BikeMobile Visit
- International Walk and Roll to School Day
- Ongoing Walk and Roll Events

2018-2019 Activities

- Rock the Block Assembly
- Alameda County BikeMobile Visit
- International Walk and Roll to School Day
- Ongoing Walk and Roll Events

↑ BACK TO TOP

*To view completed Site Assessments visit

<https://alamedacountysr2s.org/our-program/school-safety-assessments>

Sources

NOTE: Due to the COVID-19 pandemic, the Alameda County SR2S Program was not able to collect student hand tallies for the 2019-2020 school year as planned.

Enrollment: California Department of Education. Enrollment by School 2019-20.

School Champions: SR2S Site Coordinator School Evaluation.

Title One: Reflects program eligibility based on the federal threshold of 40% of students who qualify for the Free and Reduced Lunch Program.

Non-white/Hispanic: California Department of Education. Enrollment by School 2019-20.

Free/Reduced-Price Meals: California Department of Education. Unduplicated Student Poverty-FRPM Data 2019-20.

Historic Mode Split and Changes in Travel Behavior: Student Hand Tallies

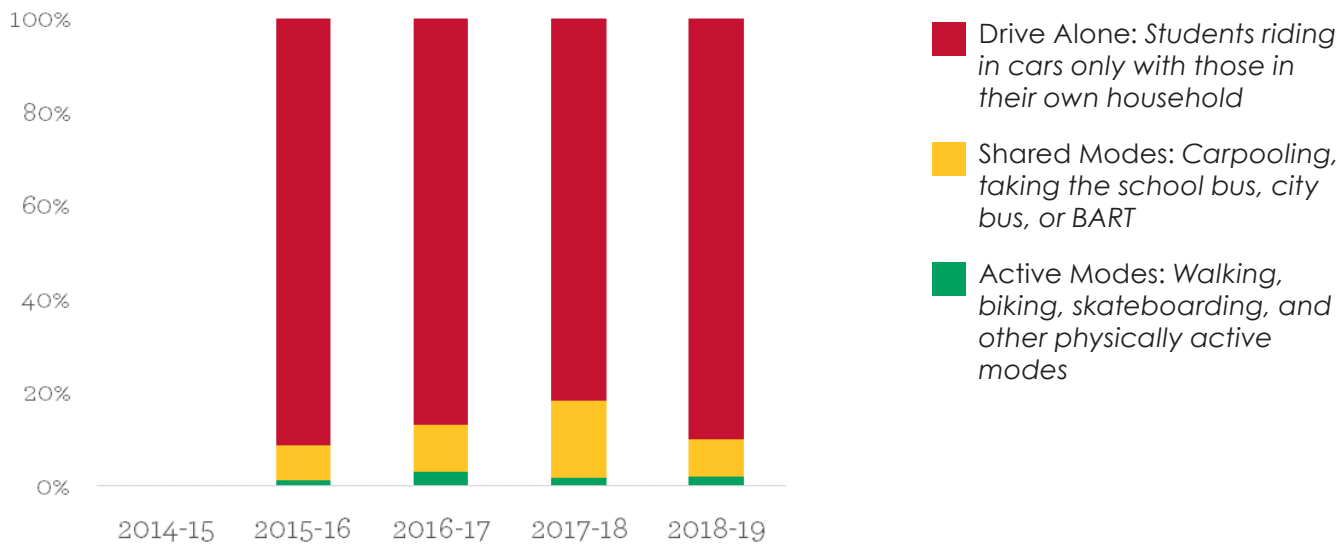


alamedacountysr2s.org info@alamedacountysr2s.org



The Alameda County Safe Routes to Schools Program is a program of the Alameda County Transportation Commission (alamedactc.org) and is funded with Alameda County's local sales tax Measure B, regional, state and federal funds.

Historic Mode Split



Changes in Travel Behavior

From 2015-16 to 2017-18

- 1% active transportation trips
- 0% shared trips
- 1% drive-alone trips

Top Parent/Caregiver Concerns

(2018-19)

- Insufficient data available



Proctor Elementary

Castro Valley Unified School District



School Profile

Type: Elementary

Enrollment: 545

Charter School: No

Enrolled in Access Safe Routes Program: Not Enrolled

Site Assessment Completed: 2017*

School Champions: 1



Demographics

Title One School: No

71% of school population identifies as non-white or Hispanic

14% of students qualify for free/reduced-price meals

2019-2020 Activities

- Walking School Bus
- Alameda County BikeMobile Visit
- International Walk and Roll to School Day
- Golden Sneaker Contest

2018-2019 Activities

- Walking School Bus
- Rock the Block Assembly
- Alameda County BikeMobile Visit
- Bike to School Day
- International Walk and Roll to School Day
- Golden Sneaker Contest

↑ BACK TO TOP

*To view completed Site Assessments visit
<https://alamedacountysr2s.org/our-program/school-safety-assessments>

Sources

NOTE: Due to the COVID-19 pandemic, the Alameda County SR2S Program was not able to collect student hand tallies for the 2019-2020 school year as planned.

Enrollment: California Department of Education. Enrollment by School 2019-20.

School Champions: SR2S Site Coordinator School Evaluation.

Title One: Reflects program eligibility based on the federal threshold of 40% of students who qualify for the Free and Reduced Lunch Program.

Non-white/Hispanic: California Department of Education. Enrollment by School 2019-20.

Free/Reduced-Price Meals: California Department of Education. Unduplicated Student Poverty-FRPM Data 2019-20.

Historic Mode Split and Changes in Travel Behavior: Student Hand Tallies

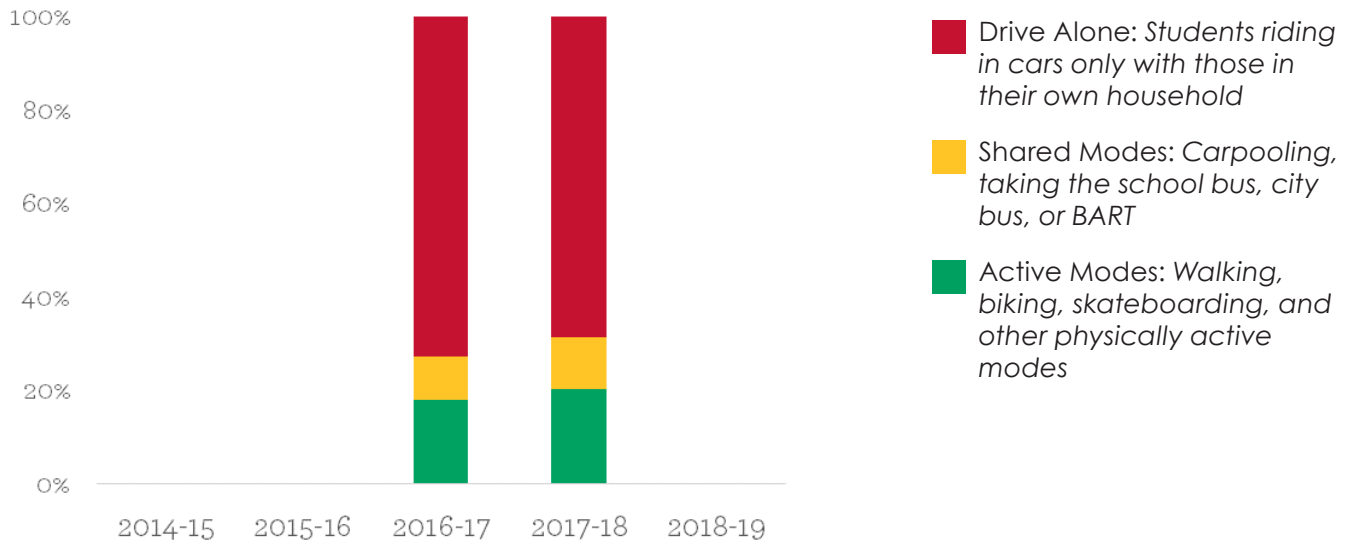


alamedacountysr2s.org info@alamedacountysr2s.org



The Alameda County Safe Routes to Schools Program is a program of the Alameda County Transportation Commission (alamedactc.org) and is funded with Alameda County's local sales tax Measure B, regional, state and federal funds.

Historic Mode Split



Changes in Travel Behavior

From 2016-17 to 2017-18

- 2%** active transportation trips
- 2%** shared trips
- 4%** drive-alone trips

Top Parent/Caregiver Concerns

(2018-19)

- Insufficient data available



Stanton Elementary

Castro Valley Unified School District



STANTON ELEMENTARY SCHOOL



School Profile

Type: Elementary

Enrollment: 492

Charter School: No

Enrolled in Access Safe Routes Program: Not Enrolled

Site Assessment Completed: 2017*

School Champions: 1



Demographics

Title One School: No

78% of school population identifies as non-white or Hispanic

33% of students qualify for free/reduced-price meals

2019-2020 Activities

- International Walk and Roll to School Day
- Golden Sneaker Contest

2018-2019 Activities

- Bike to School Day
- International Walk and Roll to School Day
- Golden Sneaker Contest

↑ BACK TO TOP

*To view completed Site Assessments visit
<https://alamedacountysr2s.org/our-program/school-safety-assessments>

Sources

NOTE: Due to the COVID-19 pandemic, the Alameda County SR2S Program was not able to collect student hand tallies for the 2019-2020 school year as planned.

Enrollment: California Department of Education. Enrollment by School 2019-20.

School Champions: SR2S Site Coordinator School Evaluation.

Title One: Reflects program eligibility based on the federal threshold of 40% of students who qualify for the Free and Reduced Lunch Program.

Non-white/Hispanic: California Department of Education. Enrollment by School 2019-20.

Free/Reduced-Price Meals: California Department of Education. Unduplicated Student Poverty-FRPM Data 2019-20.

Historic Mode Split and Changes in Travel Behavior: Student Hand Tallies

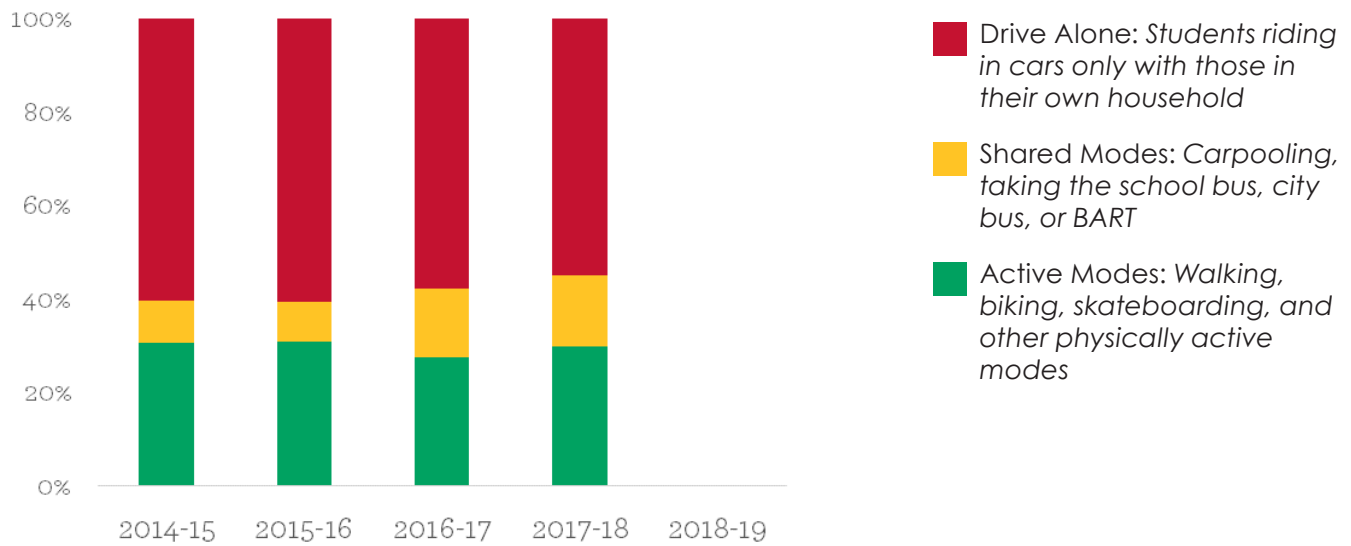


alamedacountysr2s.org info@alamedacountysr2s.org



The Alameda County Safe Routes to Schools Program is a program of the Alameda County Transportation Commission (alamedactc.org) and is funded with Alameda County's local sales tax Measure B, regional, state and federal funds.

Historic Mode Split



Changes in Travel Behavior

From 2013-14 to 2017-18

1% active transportation trips

5% shared trips

-6% drive-alone trips

Top Parent/Caregiver Concerns

(2018-19)

- Insufficient data available



Vannoy Elementary

Castro Valley Unified School District



VANNOY ELEMENTARY SCHOOL



School Profile

Type: Elementary

Enrollment: 423

Charter School: No

Enrolled in Access Safe Routes Program: Not Enrolled

Site Assessment Completed: 2017*

School Champions: 0



Demographics

Title One School: No

69% of school population identifies as non-white or Hispanic

13% of students qualify for free/reduced-price meals

↑ BACK TO TOP

*To view completed Site Assessments visit

<https://alamedacountysr2s.org/our-program/school-safety-assessments>

Sources

NOTE: Due to the COVID-19 pandemic, the Alameda County SR2S Program was not able to collect student hand tallies for the 2019-2020 school year as planned.

Enrollment: California Department of Education. Enrollment by School 2019-20.

School Champions: SR2S Site Coordinator School Evaluation.

Title One: Reflects program eligibility based on the federal threshold of 40% of students who qualify for the Free and Reduced Lunch Program.

Non-white/Hispanic: California Department of Education. Enrollment by School 2019-20.

Free/Reduced-Price Meals: California Department of Education. Unduplicated Student Poverty-FRPM Data 2019-20.

Historic Mode Split and Changes in Travel Behavior: Student Hand Tallies



alamedacountysr2s.org info@alamedacountysr2s.org

2019-2020 Activities

- International Walk and Roll to School Day

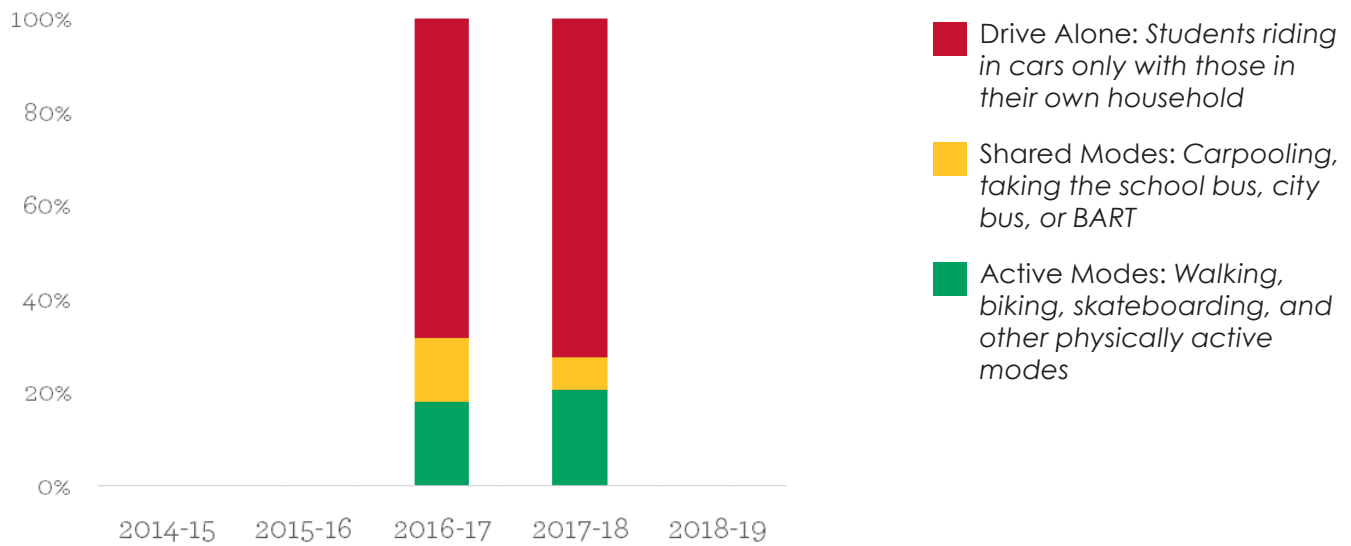
2018-2019 Activities

- Rock the Block Assembly
- International Walk and Roll to School Day



The Alameda County Safe Routes to Schools Program is a program of the Alameda County Transportation Commission (alamedactc.org) and is funded with Alameda County's local sales tax Measure B, regional, state and federal funds.

Historic Mode Split



Changes in Travel Behavior

From 2016-17 to 2017-18

3% active transportation trips

-7% shared trips

4% drive-alone trips

Top Parent/Caregiver Concerns

(2018-19)

- Insufficient data available



Dublin Unified School District

[↑ BACK TO TOP](#)



alamedacountysr2s.org info@alamedacountysr2s.org

The Alameda County Safe Routes to Schools Program is a program of the Alameda County Transportation Commission (alamedactc.org) and is funded with Alameda County's local sales tax Measure B, regional, state and federal funds.

Cottonwood Creek

Dublin Unified School District



School Profile

Type: K-8

Enrollment: 979

Charter School: No

Enrolled in Access Safe Routes Program: Not Enrolled

Site Assessment Completed: 2019*

School Champions: 2



Demographics

Title One School: No

96% of school population identifies as non-white or Hispanic

6% of students qualify for free/reduced-price meals

2019-2020 Activities

- Walking School Bus
- International Walk and Roll to School Day
- Golden Sneaker Contest

2018-2019 Activities

- Pedestrian Rodeo
- Walking School Bus
- Bike to School Day
- International Walk and Roll to School Day
- Ongoing Walk and Roll Events

↑ BACK TO TOP

*To view completed Site Assessments visit
<https://alamedacountysr2s.org/our-program/school-safety-assessments>

Sources

NOTE: Due to the COVID-19 pandemic, the Alameda County SR2S Program was not able to collect student hand tallies for the 2019-2020 school year as planned.

Enrollment: California Department of Education. Enrollment by School 2019-20.

School Champions: SR2S Site Coordinator School Evaluation.

Title One: Reflects program eligibility based on the federal threshold of 40% of students who qualify for the Free and Reduced Lunch Program.

Non-white/Hispanic: California Department of Education. Enrollment by School 2019-20.

Free/Reduced-Price Meals: California Department of Education. Unduplicated Student Poverty-FRPM Data 2019-20.

Historic Mode Split and Changes in Travel Behavior: Student Hand Tallies



Historic Mode Split



- Drive Alone: Students riding in cars only with those in their own household
- Shared Modes: Carpooling, taking the school bus, city bus, or BART
- Active Modes: Walking, biking, skateboarding, and other physically active modes

Changes in Travel Behavior

From N/A to N/A

#N/A active transportation trips

#N/A shared trips

#N/A drive-alone trips

Top Parent/Caregiver Concerns

(2018-19)

- Insufficient data available

[↑ BACK TO TOP](#)



Dublin Elementary

Dublin Unified School District



School Profile

Type: Elementary

Enrollment: 901

Charter School: No

Enrolled in Access Safe Routes Program: Not Enrolled

Site Assessment Completed: 2018*

School Champions: 2



Demographics

Title One School: No

71% of school population identifies as non-white or Hispanic

8% of students qualify for free/reduced-price meals

↑ BACK TO TOP

*To view completed Site Assessments visit
<https://alamedacountysr2s.org/our-program/school-safety-assessments>

Sources

NOTE: Due to the COVID-19 pandemic, the Alameda County SR2S Program was not able to collect student hand tallies for the 2019-2020 school year as planned.

Enrollment: California Department of Education. Enrollment by School 2019-20.

School Champions: SR2S Site Coordinator School Evaluation.

Title One: Reflects program eligibility based on the federal threshold of 40% of students who qualify for the Free and Reduced Lunch Program.

Non-white/Hispanic: California Department of Education. Enrollment by School 2019-20.

Free/Reduced-Price Meals: California Department of Education. Unduplicated Student Poverty-FRPM Data 2019-20.

Historic Mode Split and Changes in Travel Behavior: Student Hand Tallies



alamedacountysr2s.org info@alamedacountysr2s.org

2019-2020 Activities

- Walking School Bus
- Alameda County BikeMobile Visit
- International Walk and Roll to School Day
- Golden Sneaker Contest

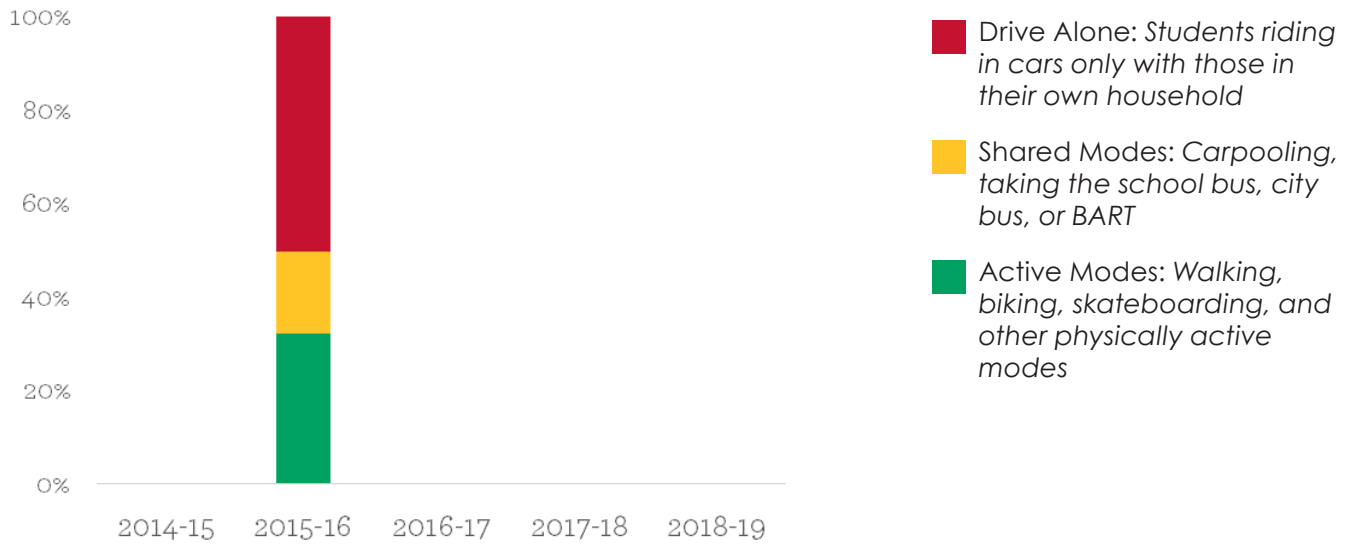
2018-2019 Activities

- Rock the Block Assembly
- Bike to School Day
- International Walk and Roll to School Day
- Golden Sneaker Contest



The Alameda County Safe Routes to Schools Program is a program of the Alameda County Transportation Commission (alamedactc.org) and is funded with Alameda County's local sales tax Measure B, regional, state and federal funds.

Historic Mode Split



Changes in Travel Behavior

From 2013-14 to 2015-16

7% active transportation trips

11% shared trips

-19% drive-alone trips

Top Parent/Caregiver Concerns

(2018-19)

- Insufficient data available



Dublin High

Dublin Unified School District



School Profile

Type: High School

Enrollment: 3168

Charter School: No

Enrolled in Access Safe Routes Program: Not Enrolled

Site Assessment Completed: 2013*

School Champions: 2



Demographics

Title One School: No

77% of school population identifies as non-white or Hispanic

9% of students qualify for free/reduced-price meals

↑ BACK TO TOP

*To view completed Site Assessments visit
<https://alamedacountysr2s.org/our-program/school-safety-assessments>

Sources

NOTE: Due to the COVID-19 pandemic, the Alameda County SR2S Program was not able to collect student hand tallies for the 2019-2020 school year as planned.

Enrollment: California Department of Education. Enrollment by School 2019-20.

School Champions: SR2S Site Coordinator School Evaluation.

Title One: Reflects program eligibility based on the federal threshold of 40% of students who qualify for the Free and Reduced Lunch Program.

Non-white/Hispanic: California Department of Education. Enrollment by School 2019-20.

Free/Reduced-Price Meals: California Department of Education. Unduplicated Student Poverty-FRPM Data 2019-20.

Historic Mode Split and Changes in Travel Behavior: Student Hand Tallies



alamedacountysr2s.org info@alamedacountysr2s.org

2019-2020 Activities

- Cocoa for Carpools
- International Walk and Roll to School Day
- Golden Sneaker Contest

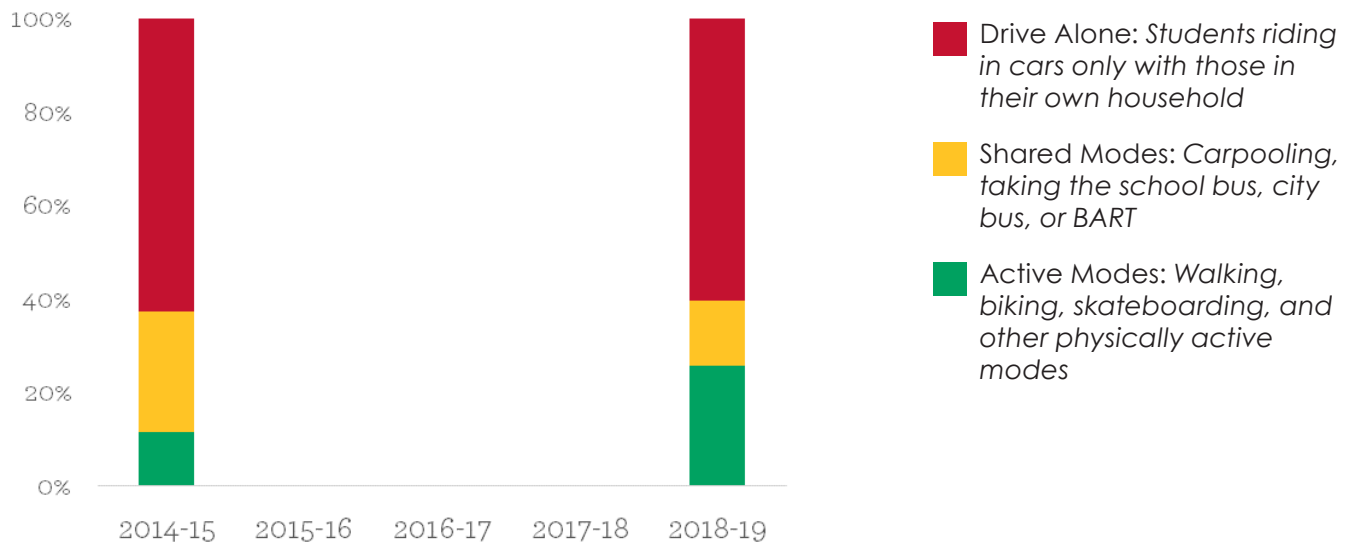
2018-2019 Activities

- Cocoa for Carpools



The Alameda County Safe Routes to Schools Program is a program of the Alameda County Transportation Commission (alamedactc.org) and is funded with Alameda County's local sales tax Measure B, regional, state and federal funds.

Historic Mode Split



Changes in Travel Behavior

From 2013-14 to 2014-15

- 15%** active transportation trips
- 11%** shared trips
- 4%** drive-alone trips

Top Parent/Caregiver Concerns

(2018-19)

- Insufficient data available



Eleanor Murray Fallon

Dublin Unified School District



School Profile

Type: Intermediate/Middle/Junior High

Enrollment: 1549

Charter School: No

Enrolled in Access Safe Routes Program: Not Enrolled

Site Assessment Completed: 2015*

School Champions: 1



Demographics

Title One School: No

88% of school population identifies as non-white or Hispanic

4% of students qualify for free/reduced-price meals

↑ BACK TO TOP

*To view completed Site Assessments visit
<https://alamedacountysr2s.org/our-program/school-safety-assessments>

Sources

NOTE: Due to the COVID-19 pandemic, the Alameda County SR2S Program was not able to collect student hand tallies for the 2019-2020 school year as planned.

Enrollment: California Department of Education. Enrollment by School 2019-20.

School Champions: SR2S Site Coordinator School Evaluation.

Title One: Reflects program eligibility based on the federal threshold of 40% of students who qualify for the Free and Reduced Lunch Program.

Non-white/Hispanic: California Department of Education. Enrollment by School 2019-20.

Free/Reduced-Price Meals: California Department of Education. Unduplicated Student Poverty-FRPM Data 2019-20.

Historic Mode Split and Changes in Travel Behavior: Student Hand Tallies



alamedacountysr2s.org info@alamedacountysr2s.org

2019-2020 Activities

- Alameda County BikeMobile Visit
- International Walk and Roll to School Day

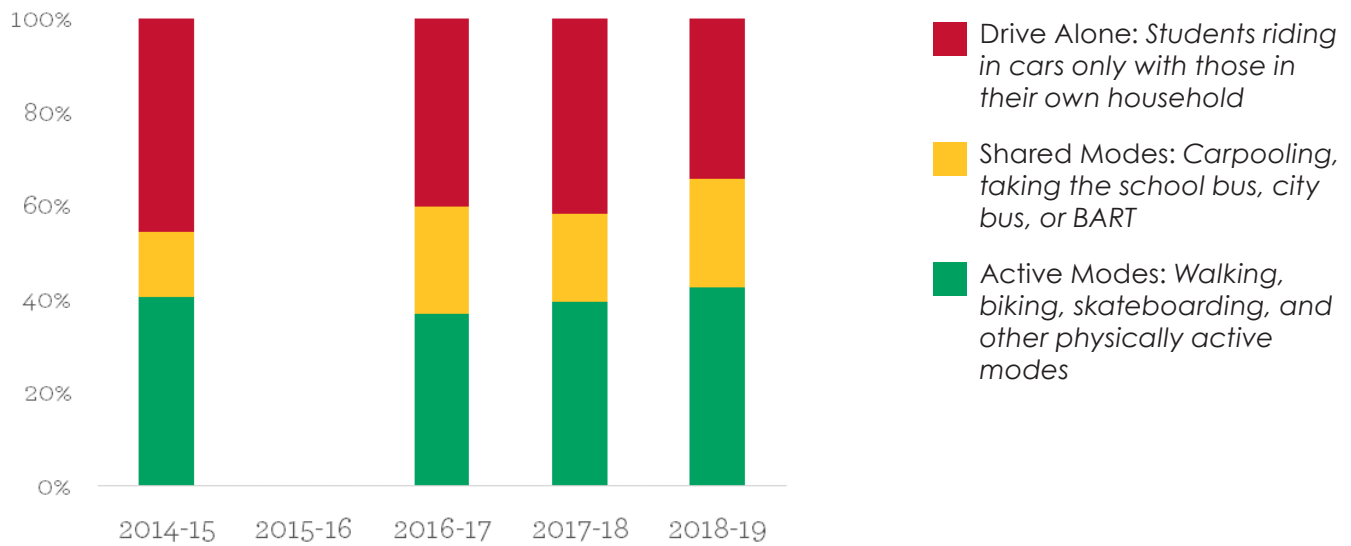
2018-2019 Activities

- Alameda County BikeMobile Visit
- Bike to School Day
- International Walk and Roll to School Day



The Alameda County Safe Routes to Schools Program is a program of the Alameda County Transportation Commission (alamedactc.org) and is funded with Alameda County's local sales tax Measure B, regional, state and federal funds.

Historic Mode Split



Changes in Travel Behavior

From 2014-15 to 2017-18

2% active transportation trips

9% shared trips

-11% drive-alone trips

Top Parent/Caregiver Concerns

(2018-19)

- Insufficient data available



Frederiksen Elementary

Dublin Unified School District



School Profile

Type: Elementary

Enrollment: 754

Charter School: No

Enrolled in Access Safe Routes Program: Not Enrolled

Site Assessment Completed: 2015*

School Champions: 1



Demographics

Title One School: No

70% of school population identifies as non-white or Hispanic

18% of students qualify for free/reduced-price meals

2019-2020 Activities

- Pedestrian Rodeo
- Bicycle Rodeo
- Alameda County BikeMobile Visit
- International Walk and Roll to School Day
- Golden Sneaker Contest

2018-2019 Activities

- Pedestrian Rodeo
- Alameda County BikeMobile Visit
- Bike to School Day
- International Walk and Roll to School Day
- Golden Sneaker Contest

↑ BACK TO TOP

*To view completed Site Assessments visit
<https://alamedacountysr2s.org/our-program/school-safety-assessments>

Sources

NOTE: Due to the COVID-19 pandemic, the Alameda County SR2S Program was not able to collect student hand tallies for the 2019-2020 school year as planned.

Enrollment: California Department of Education. Enrollment by School 2019-20.

School Champions: SR2S Site Coordinator School Evaluation.

Title One: Reflects program eligibility based on the federal threshold of 40% of students who qualify for the Free and Reduced Lunch Program.

Non-white/Hispanic: California Department of Education. Enrollment by School 2019-20.

Free/Reduced-Price Meals: California Department of Education. Unduplicated Student Poverty-FRPM Data 2019-20.

Historic Mode Split and Changes in Travel Behavior: Student Hand Tallies

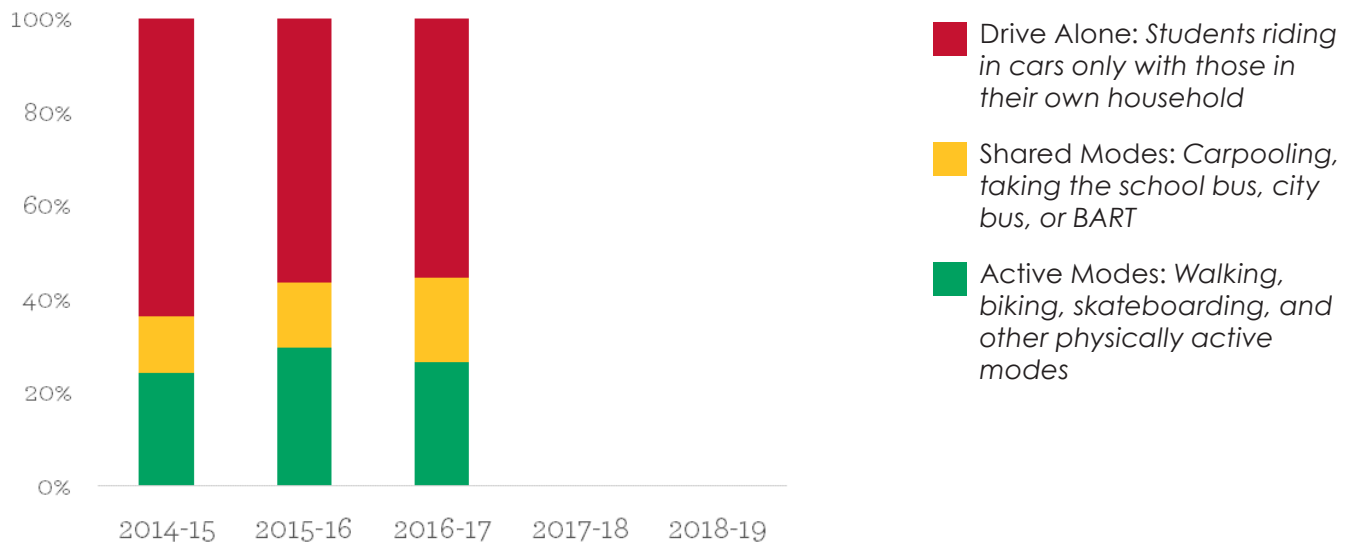


alamedacountysr2s.org info@alamedacountysr2s.org



The Alameda County Safe Routes to Schools Program is a program of the Alameda County Transportation Commission (alamedactc.org) and is funded with Alameda County's local sales tax Measure B, regional, state and federal funds.

Historic Mode Split



Changes in Travel Behavior

From 2013-14 to 2016-17

7% active transportation trips

7% shared trips

-14% drive-alone trips

Top Parent/Caregiver Concerns

(2018-19)

- Insufficient data available

[↑ BACK TO TOP](#)



Harold William Kolb

Dublin Unified School District



School Profile

Type: Elementary

Enrollment: 773

Charter School: No

Enrolled in Access Safe Routes Program: Not Enrolled

Site Assessment Completed: 2015*

School Champions: 1



Demographics

Title One School: No

88% of school population identifies as non-white or Hispanic

5% of students qualify for free/reduced-price meals

↑ BACK TO TOP

*To view completed Site Assessments visit
<https://alamedacountysr2s.org/our-program/school-safety-assessments>

Sources

NOTE: Due to the COVID-19 pandemic, the Alameda County SR2S Program was not able to collect student hand tallies for the 2019-2020 school year as planned.

Enrollment: California Department of Education. Enrollment by School 2019-20.

School Champions: SR2S Site Coordinator School Evaluation.

Title One: Reflects program eligibility based on the federal threshold of 40% of students who qualify for the Free and Reduced Lunch Program.

Non-white/Hispanic: California Department of Education. Enrollment by School 2019-20.

Free/Reduced-Price Meals: California Department of Education. Unduplicated Student Poverty-FRPM Data 2019-20.

Historic Mode Split and Changes in Travel Behavior: Student Hand Tallies



alamedacountysr2s.org info@alamedacountysr2s.org

2019-2020 Activities

- International Walk and Roll to School Day
- Golden Sneaker Contest

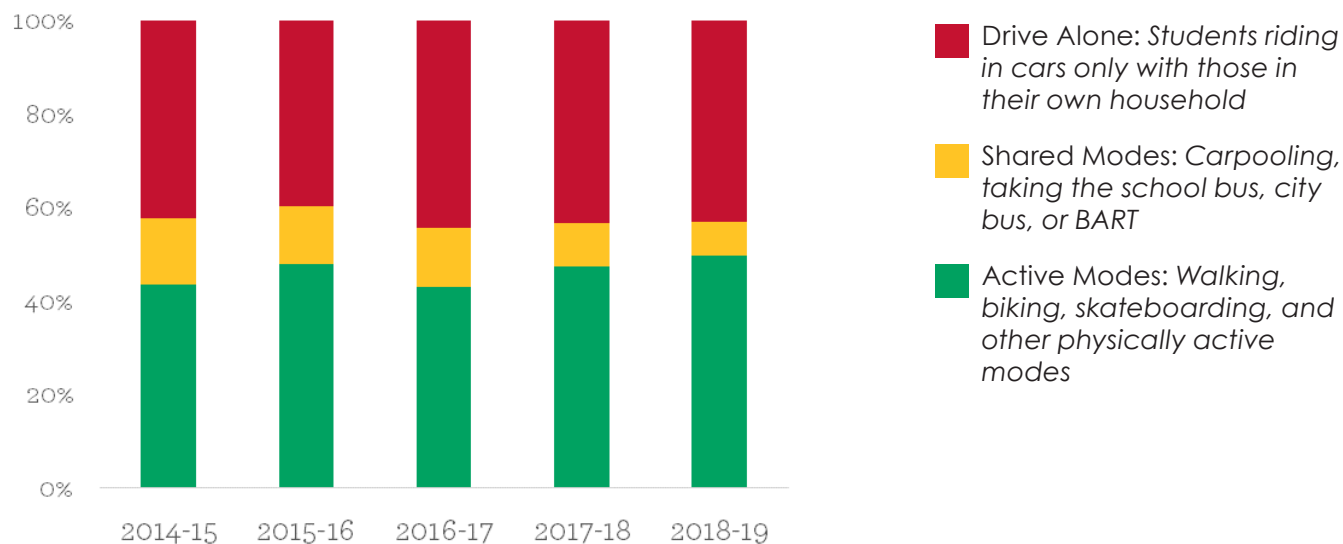
2018-2019 Activities

- Alameda County BikeMobile Visit
- Bike to School Day
- International Walk and Roll to School Day
- Golden Sneaker Contest
- Ongoing Walk and Roll Events



The Alameda County Safe Routes to Schools Program is a program of the Alameda County Transportation Commission (alamedactc.org) and is funded with Alameda County's local sales tax Measure B, regional, state and federal funds.

Historic Mode Split



Changes in Travel Behavior

From 2013-14 to 2017-18

25% active transportation trips

-7% shared trips

-17% drive-alone trips

Top Parent/Caregiver Concerns

(2018-19)

- Speeding cars
- Poor driving behavior on streets near school (distracted driving, speeding, not yielding at crosswalks)
- No crossing guards

[↑ BACK TO TOP](#)



J. M. Amador Elementary

Dublin Unified School District



School Profile

Type: Elementary

Enrollment: 1026

Charter School: No

Enrolled in Access Safe Routes Program: Not Enrolled

Site Assessment Completed: 2019*

School Champions: 1



Demographics

Title One School: No

93% of school population identifies as non-white or Hispanic

2% of students qualify for free/reduced-price meals

2019-2020 Activities

- Pedestrian Rodeo
- International Walk and Roll to School Day
- Ongoing Walk and Roll Events

2018-2019 Activities

- Pedestrian Rodeo
- Rock the Block Assembly
- Bike to School Day
- Ongoing Walk and Roll Events

↑ BACK TO TOP

*To view completed Site Assessments visit
<https://alamedacountysr2s.org/our-program/school-safety-assessments>

Sources

NOTE: Due to the COVID-19 pandemic, the Alameda County SR2S Program was not able to collect student hand tallies for the 2019-2020 school year as planned.

Enrollment: California Department of Education. Enrollment by School 2019-20.

School Champions: SR2S Site Coordinator School Evaluation.

Title One: Reflects program eligibility based on the federal threshold of 40% of students who qualify for the Free and Reduced Lunch Program.

Non-white/Hispanic: California Department of Education. Enrollment by School 2019-20.

Free/Reduced-Price Meals: California Department of Education. Unduplicated Student Poverty-FRPM Data 2019-20.

Historic Mode Split and Changes in Travel Behavior: Student Hand Tallies

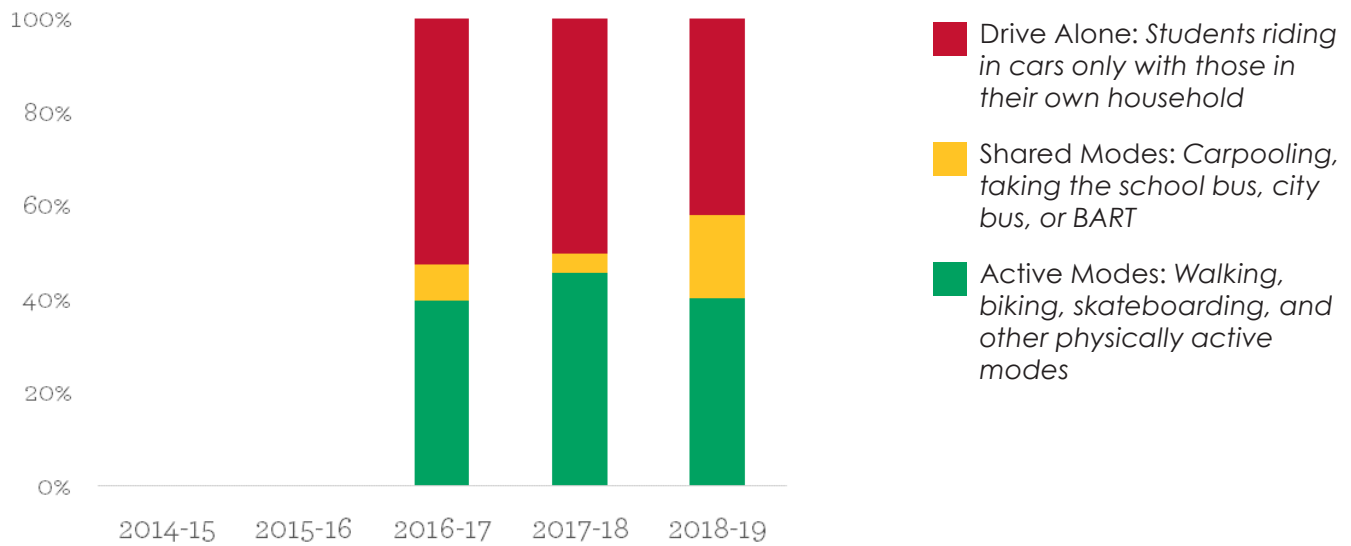


alamedacountysr2s.org info@alamedacountysr2s.org



The Alameda County Safe Routes to Schools Program is a program of the Alameda County Transportation Commission (alamedactc.org) and is funded with Alameda County's local sales tax Measure B, regional, state and federal funds.

Historic Mode Split



Changes in Travel Behavior

From 2016-17 to 2017-18

1% active transportation trips

10% shared trips

-10% drive-alone trips

Top Parent/Caregiver Concerns

(2018-19)

- Speeding cars
- Bad weather
- Poor driving behavior on streets near school (distracted driving, speeding, not yielding at crosswalks)



James Dougherty Elementary

Dublin Unified School District



School Profile

Type: Elementary

Enrollment: 864

Charter School: No

Enrolled in Access Safe Routes Program: Not Enrolled

Site Assessment Completed: 2018*

School Champions: 1



Demographics

Title One School: No

86% of school population identifies as non-white or Hispanic

4% of students qualify for free/reduced-price meals

2019-2020 Activities

- Walking School Bus
- Alameda County BikeMobile Visit
- International Walk and Roll to School Day
- Golden Sneaker Contest

2018-2019 Activities

- Alameda County BikeMobile Visit
- Bike to School Day
- International Walk and Roll to School Day
- Golden Sneaker Contest

↑ BACK TO TOP

*To view completed Site Assessments visit
<https://alamedacountysr2s.org/our-program/school-safety-assessments>

Sources

NOTE: Due to the COVID-19 pandemic, the Alameda County SR2S Program was not able to collect student hand tallies for the 2019-2020 school year as planned.

Enrollment: California Department of Education. Enrollment by School 2019-20.

School Champions: SR2S Site Coordinator School Evaluation.

Title One: Reflects program eligibility based on the federal threshold of 40% of students who qualify for the Free and Reduced Lunch Program.

Non-white/Hispanic: California Department of Education. Enrollment by School 2019-20.

Free/Reduced-Price Meals: California Department of Education. Unduplicated Student Poverty-FRPM Data 2019-20.

Historic Mode Split and Changes in Travel Behavior: Student Hand Tallies

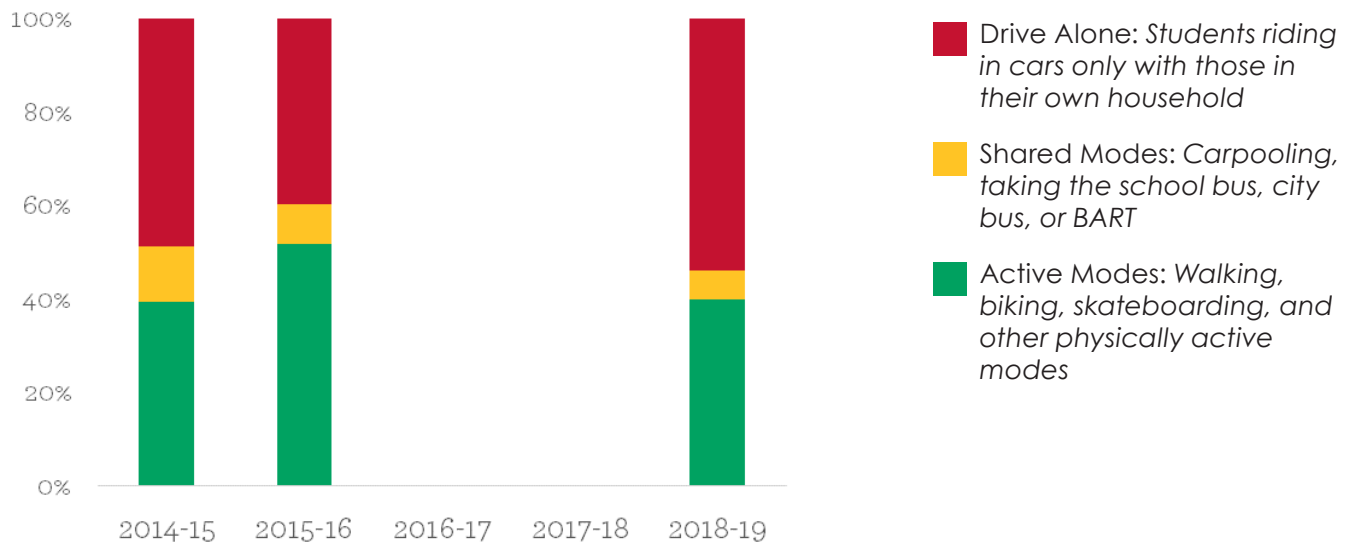


alamedacountysr2s.org info@alamedacountysr2s.org

The Alameda County Safe Routes to Schools Program is a program of the Alameda County Transportation Commission (alamedactc.org) and is funded with Alameda County's local sales tax Measure B, regional, state and federal funds.



Historic Mode Split



Changes in Travel Behavior

From 2013-14 to 2015-16

- 2% active transportation trips
- 4% shared trips
- 6% drive-alone trips

Top Parent/Caregiver Concerns

(2018-19)

- Insufficient data available



John Green Elementary

Dublin Unified School District



School Profile

Type: Elementary

Enrollment: 801

Charter School: No

Enrolled in Access Safe Routes Program: Not Enrolled

Site Assessment Completed: 2015*

School Champions: 1



Demographics

Title One School: No

89% of school population identifies as non-white or Hispanic

5% of students qualify for free/reduced-price meals

2019-2020 Activities

- International Walk and Roll to School Day
- Golden Sneaker Contest

2018-2019 Activities

- Bike to School Day
- International Walk and Roll to School Day
- Golden Sneaker Contest
- Ongoing Walk and Roll Events

↑ BACK TO TOP

*To view completed Site Assessments visit
<https://alamedacountysr2s.org/our-program/school-safety-assessments>

Sources

NOTE: Due to the COVID-19 pandemic, the Alameda County SR2S Program was not able to collect student hand tallies for the 2019-2020 school year as planned.

Enrollment: California Department of Education. Enrollment by School 2019-20.

School Champions: SR2S Site Coordinator School Evaluation.

Title One: Reflects program eligibility based on the federal threshold of 40% of students who qualify for the Free and Reduced Lunch Program.

Non-white/Hispanic: California Department of Education. Enrollment by School 2019-20.

Free/Reduced-Price Meals: California Department of Education. Unduplicated Student Poverty-FRPM Data 2019-20.

Historic Mode Split and Changes in Travel Behavior: Student Hand Tallies

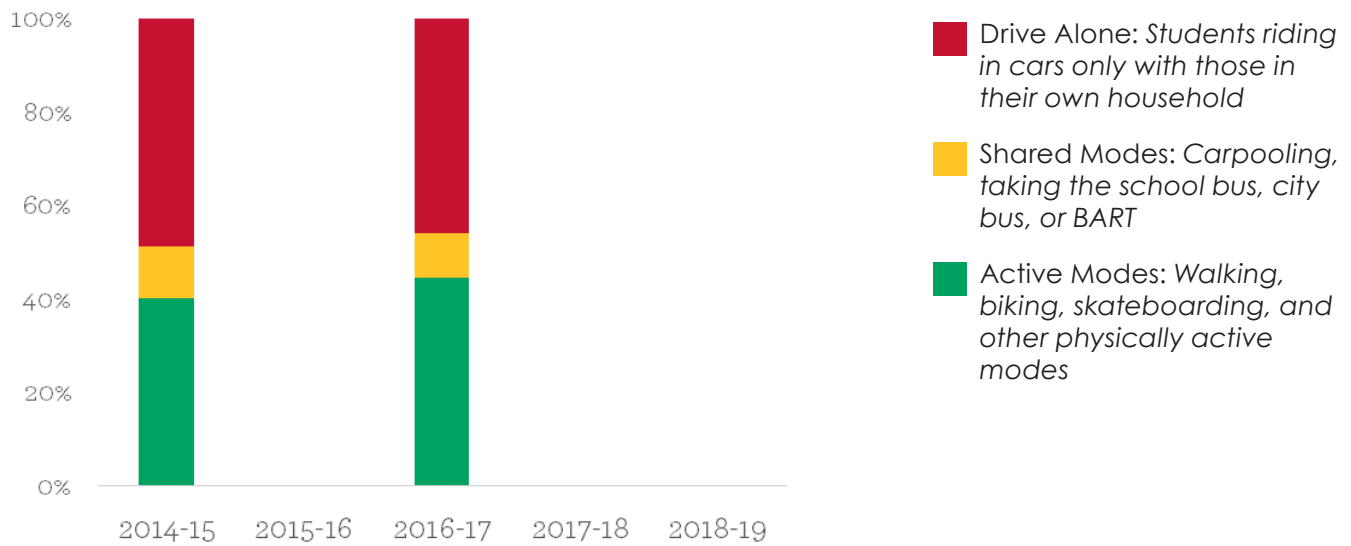


alamedacountysr2s.org info@alamedacountysr2s.org



The Alameda County Safe Routes to Schools Program is a program of the Alameda County Transportation Commission (alamedactc.org) and is funded with Alameda County's local sales tax Measure B, regional, state and federal funds.

Historic Mode Split



Changes in Travel Behavior

From 2013-14 to 2016-17

- 5% active transportation trips
- 4% shared trips
- 2% drive-alone trips

Top Parent/Caregiver Concerns

(2018-19)

- Insufficient data available



Murray Elementary

Dublin Unified School District



School Profile

Type: Elementary

Enrollment: 601

Charter School: No

Enrolled in Access Safe Routes Program: Not Enrolled

Site Assessment Completed: 2017*

School Champions: 1



Demographics

Title One School: No

77% of school population identifies as non-white or Hispanic

16% of students qualify for free/reduced-price meals

2019-2020 Activities

- Pedestrian Rodeo
- Walking School Bus
- International Walk and Roll to School Day

2018-2019 Activities

- Pedestrian Rodeo
- Rock the Block Assembly
- Bike Rodeo
- Bike to School Day
- International Walk and Roll to School Day

↑ BACK TO TOP

*To view completed Site Assessments visit
<https://alamedacountysr2s.org/our-program/school-safety-assessments>

Sources

NOTE: Due to the COVID-19 pandemic, the Alameda County SR2S Program was not able to collect student hand tallies for the 2019-2020 school year as planned.

Enrollment: California Department of Education. Enrollment by School 2019-20.

School Champions: SR2S Site Coordinator School Evaluation.

Title One: Reflects program eligibility based on the federal threshold of 40% of students who qualify for the Free and Reduced Lunch Program.

Non-white/Hispanic: California Department of Education. Enrollment by School 2019-20.

Free/Reduced-Price Meals: California Department of Education. Unduplicated Student Poverty-FRPM Data 2019-20.

Historic Mode Split and Changes in Travel Behavior: Student Hand Tallies

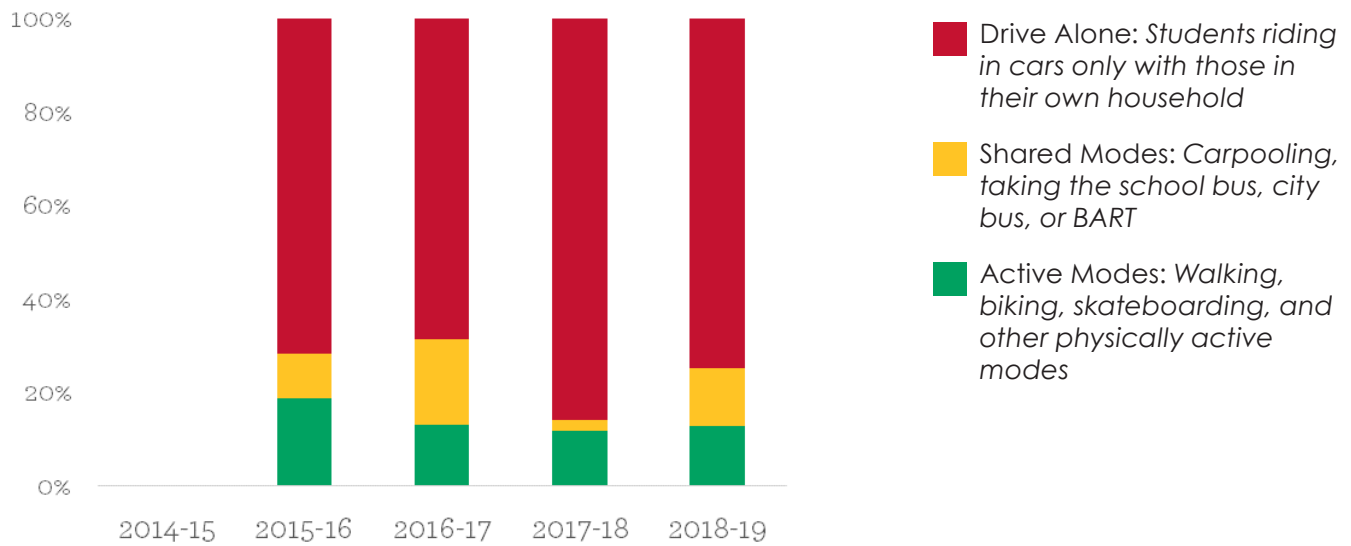


alamedacountysr2s.org info@alamedacountysr2s.org



The Alameda County Safe Routes to Schools Program is a program of the Alameda County Transportation Commission (alamedactc.org) and is funded with Alameda County's local sales tax Measure B, regional, state and federal funds.

Historic Mode Split



Changes in Travel Behavior

From 2013-14 to 2017-18

-14% active transportation trips

4% shared trips

10% drive-alone trips

Top Parent/Caregiver Concerns

(2018-19)

- Insufficient data available

[↑ BACK TO TOP](#)



Wells Middle

Dublin Unified School District



School Profile

Type: Intermediate/Middle/Junior High

Enrollment: 1025

Charter School: No

Enrolled in Access Safe Routes Program: Not Enrolled

Site Assessment Completed: 2016*

School Champions: 3



Demographics

Title One School: No

69% of school population identifies as non-white or Hispanic

14% of students qualify for free/reduced-price meals

2019-2020 Activities

- Golden Sneaker Contest

2018-2019 Activities

- Alameda County BikeMobile Visit

↑ BACK TO TOP

*To view completed Site Assessments visit
<https://alamedacountysr2s.org/our-program/school-safety-assessments>

Sources

NOTE: Due to the COVID-19 pandemic, the Alameda County SR2S Program was not able to collect student hand tallies for the 2019-2020 school year as planned.

Enrollment: California Department of Education. Enrollment by School 2019-20.

School Champions: SR2S Site Coordinator School Evaluation.

Title One: Reflects program eligibility based on the federal threshold of 40% of students who qualify for the Free and Reduced Lunch Program.

Non-white/Hispanic: California Department of Education. Enrollment by School 2019-20.

Free/Reduced-Price Meals: California Department of Education. Unduplicated Student Poverty-FRPM Data 2019-20.

Historic Mode Split and Changes in Travel Behavior: Student Hand Tallies

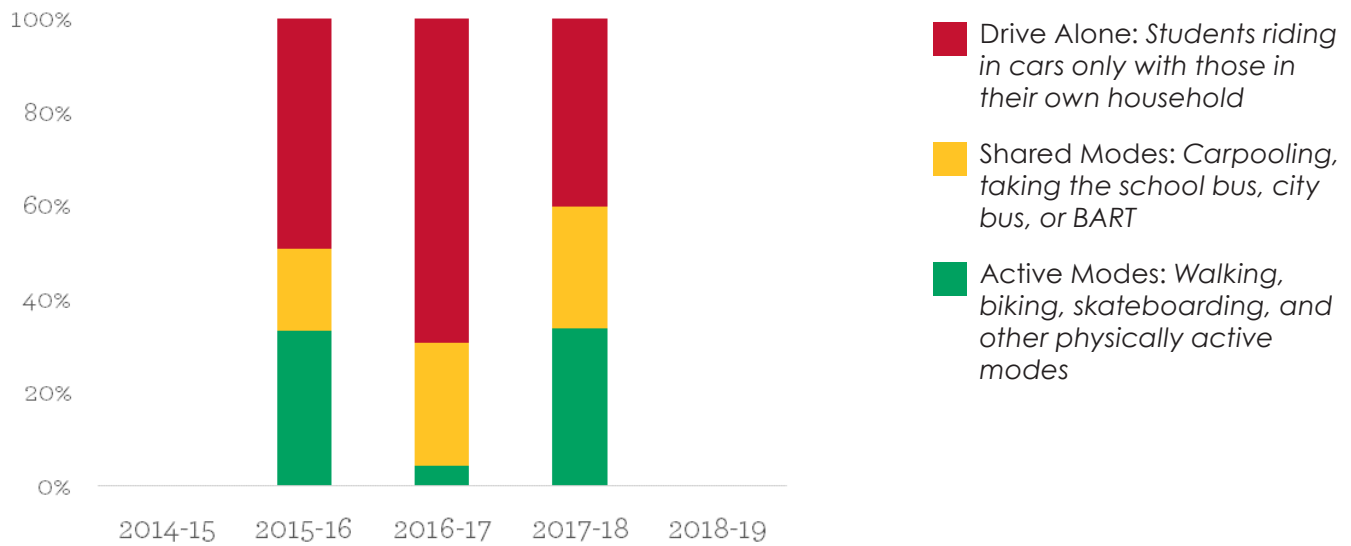


alamedacountysr2s.org info@alamedacountysr2s.org



The Alameda County Safe Routes to Schools Program is a program of the Alameda County Transportation Commission (alamedactc.org) and is funded with Alameda County's local sales tax Measure B, regional, state and federal funds.

Historic Mode Split



Changes in Travel Behavior

From 2013-14 to 2017-18

2% active transportation trips

2% shared trips

-4% drive-alone trips

Top Parent/Caregiver Concerns

(2018-19)

- Insufficient data available

[↑ BACK TO TOP](#)



Emery Unified School District

[↑ BACK TO TOP](#)



alamedacountysr2s.org info@alamedacountysr2s.org

The Alameda County Safe Routes to Schools Program is a program of the Alameda County Transportation Commission (alamedactc.org) and is funded with Alameda County's local sales tax Measure B, regional, state and federal funds.

Anna Yates Elementary

Emery Unified School District



School Profile

Type: Elementary

Enrollment: 494

Charter School: No

Enrolled in Access Safe Routes Program: Not Enrolled

Site Assessment Completed: Not Completed*

School Champions: 1

Participating in Free + Means-Tested Transit Pass Program

2% of eligible students received Clipper Cards



Demographics

Title One School: Yes

90% of school population identifies as non-white or Hispanic

72% of students qualify for free/reduced-price meals

2019-2020 Activities

- International Walk and Roll to School Day
- Golden Sneaker Contest

2018-2019 Activities

- Pedestrian Rodeo
- Bike Rodeo
- Alameda County BikeMobile Visit
- Bike to School Day
- International Walk and Roll to School Day
- Golden Sneaker Contest

↑ BACK TO TOP

*To view completed Site Assessments visit
<https://alamedacountysr2s.org/our-program/school-safety-assessments>

Sources

NOTE: Due to the COVID-19 pandemic, the Alameda County SR2S Program was not able to collect student hand tallies for the 2019-2020 school year as planned.

Enrollment: California Department of Education. Enrollment by School 2019-20.

School Champions: SR2S Site Coordinator School Evaluation.

Title One: Reflects program eligibility based on the federal threshold of 40% of students who qualify for the Free and Reduced Lunch Program.

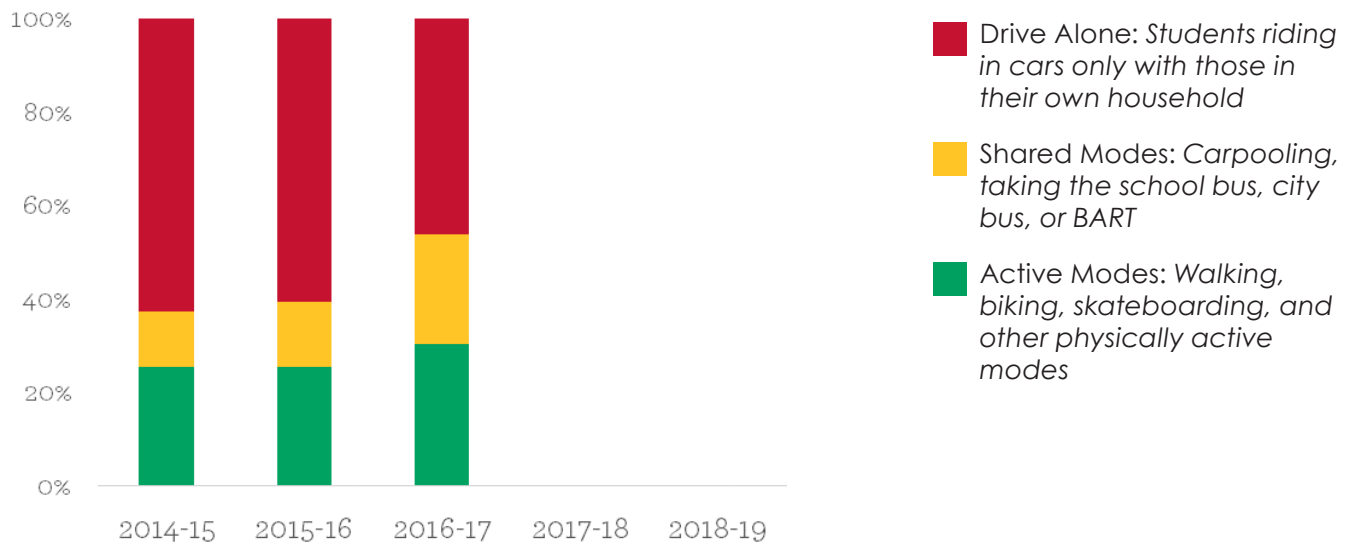
Non-white/Hispanic: California Department of Education. Enrollment by School 2019-20.

Free/Reduced-Price Meals: California Department of Education. Unduplicated Student Poverty-FRPM Data 2019-20.

Historic Mode Split and Changes in Travel Behavior: Student Hand Tallies



Historic Mode Split



Changes in Travel Behavior

From 2013-14 to 2016-17

1% active transportation trips

13% shared trips

-14% drive-alone trips

Top Parent/Caregiver Concerns

(2018-19)

- Insufficient data available



Fremont Unified School District

[↑ BACK TO TOP](#)



alamedacountysr2s.org info@alamedacountysr2s.org

The Alameda County Safe Routes to Schools Program is a program of the Alameda County Transportation Commission (alamedactc.org) and is funded with Alameda County's local sales tax Measure B, regional, state and federal funds.

American High

Fremont Unified School District



School Profile

Type: High School

Enrollment: 2519

Charter School: No

Enrolled in Access Safe Routes Program: Not Enrolled

Site Assessment Completed: 2016*

School Champions: 0

Participating in Free + Means-Tested Transit Pass Program

23% of eligible students received Clipper Cards



Demographics

Title One School: No

88% of school population identifies as non-white or Hispanic

19% of students qualify for free/reduced-price meals

2019-2020 Activities

- No Reported Activities

2018-2019 Activities

- Cocoa for Carpools

↑ BACK TO TOP

*To view completed Site Assessments visit
<https://alamedacountysr2s.org/our-program/school-safety-assessments>

Sources

NOTE: Due to the COVID-19 pandemic, the Alameda County SR2S Program was not able to collect student hand tallies for the 2019-2020 school year as planned.

Enrollment: California Department of Education. Enrollment by School 2019-20.

School Champions: SR2S Site Coordinator School Evaluation.

Title One: Reflects program eligibility based on the federal threshold of 40% of students who qualify for the Free and Reduced Lunch Program.

Non-white/Hispanic: California Department of Education. Enrollment by School 2019-20.

Free/Reduced-Price Meals: California Department of Education. Unduplicated Student Poverty-FRPM Data 2019-20.

Historic Mode Split and Changes in Travel Behavior: Student Hand Tallies



Historic Mode Split



- Drive Alone: Students riding in cars only with those in their own household
- Shared Modes: Carpooling, taking the school bus, city bus, or BART
- Active Modes: Walking, biking, skateboarding, and other physically active modes

Changes in Travel Behavior

From N/A to N/A

N/A active transportation trips

N/A shared trips

N/A drive-alone trips

Top Parent/Caregiver Concerns

(2018-19)

- Insufficient data available



Ardenwood Elementary

Fremont Unified School District



School Profile

Type: Elementary

Enrollment: 944

Charter School: No

Enrolled in Access Safe Routes Program: Not Enrolled

Site Assessment Completed: 2016*

School Champions: 1



Demographics

Title One School: No

91% of school population identifies as non-white or Hispanic

10% of students qualify for free/reduced-price meals

2019-2020 Activities

- International Walk and Roll to School Day
- Golden Sneaker Contest

2018-2019 Activities

- Rock the Block Assembly
- Alameda County BikeMobile Visit
- International Walk and Roll to School Day
- Golden Sneaker Contest

↑ BACK TO TOP

*To view completed Site Assessments visit
<https://alamedacountysr2s.org/our-program/school-safety-assessments>

Sources

NOTE: Due to the COVID-19 pandemic, the Alameda County SR2S Program was not able to collect student hand tallies for the 2019-2020 school year as planned.

Enrollment: California Department of Education. Enrollment by School 2019-20.

School Champions: SR2S Site Coordinator School Evaluation.

Title One: Reflects program eligibility based on the federal threshold of 40% of students who qualify for the Free and Reduced Lunch Program.

Non-white/Hispanic: California Department of Education. Enrollment by School 2019-20.

Free/Reduced-Price Meals: California Department of Education. Unduplicated Student Poverty-FRPM Data 2019-20.

Historic Mode Split and Changes in Travel Behavior: Student Hand Tallies

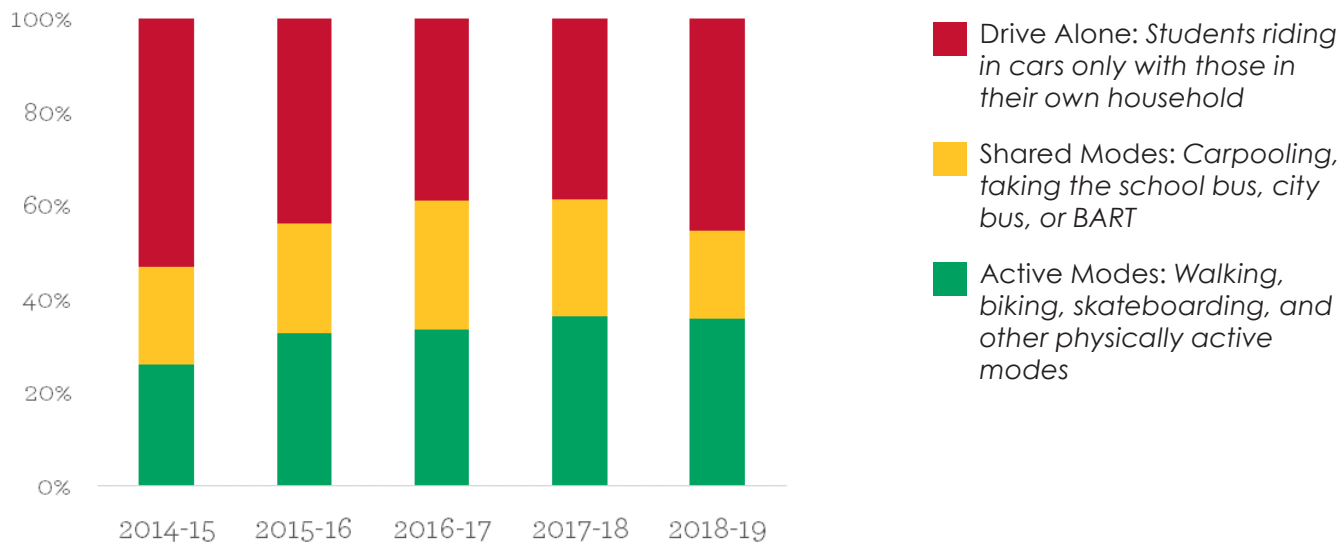


alamedacountysr2s.org info@alamedacountysr2s.org



The Alameda County Safe Routes to Schools Program is a program of the Alameda County Transportation Commission (alamedactc.org) and is funded with Alameda County's local sales tax Measure B, regional, state and federal funds.

Historic Mode Split



Changes in Travel Behavior

From 2013-14 to 2017-18

- 8% active transportation trips
- 1% shared trips
- 9% drive-alone trips

Top Parent/Caregiver Concerns

(2018-19)

- Insufficient data available



Brier Elementary

Fremont Unified School District



School Profile

Type: Elementary

Enrollment: 625

Charter School: No

Enrolled in Access Safe Routes Program: Not Enrolled

Site Assessment Completed: 2016*

School Champions: 1



Demographics

Title One School: No

94% of school population identifies as non-white or Hispanic

36% of students qualify for free/reduced-price meals

2019-2020 Activities

- International Walk and Roll to School Day
- Golden Sneaker Contest
- Ongoing Walk and Roll Events

2018-2019 Activities

- Alameda County BikeMobile Visit
- Bike to School Day
- International Walk and Roll to School Day
- Golden Sneaker Contest
- Ongoing Walk and Roll Events

↑ BACK TO TOP

*To view completed Site Assessments visit
<https://alamedacountysr2s.org/our-program/school-safety-assessments>

Sources

NOTE: Due to the COVID-19 pandemic, the Alameda County SR2S Program was not able to collect student hand tallies for the 2019-2020 school year as planned.

Enrollment: California Department of Education. Enrollment by School 2019-20.

School Champions: SR2S Site Coordinator School Evaluation.

Title One: Reflects program eligibility based on the federal threshold of 40% of students who qualify for the Free and Reduced Lunch Program.

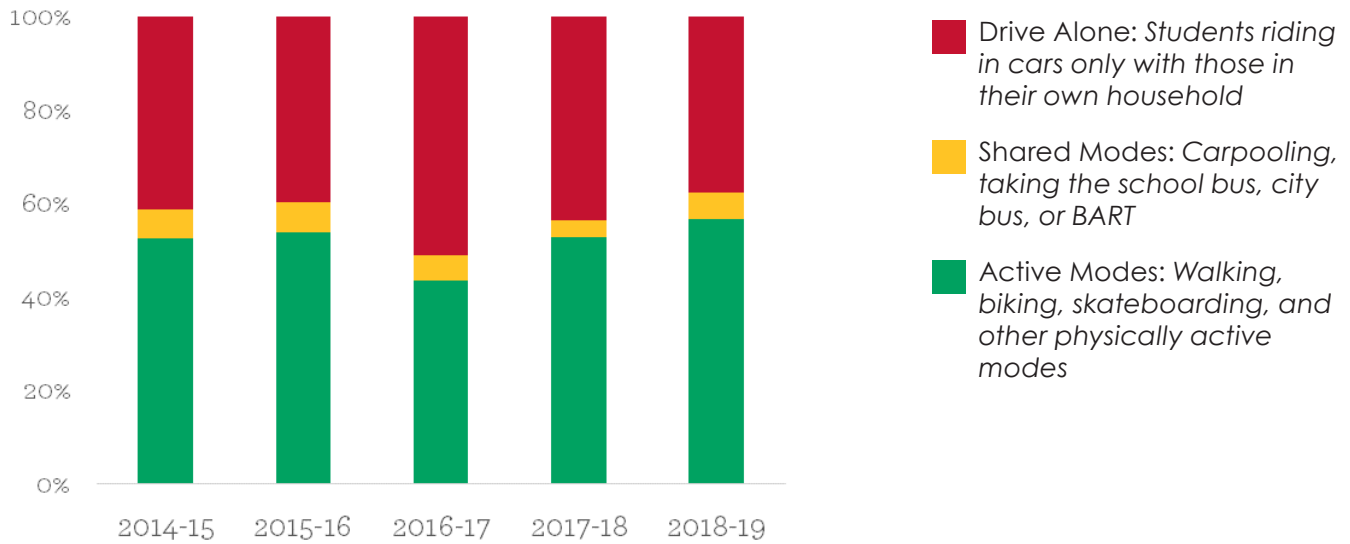
Non-white/Hispanic: California Department of Education. Enrollment by School 2019-20.

Free/Reduced-Price Meals: California Department of Education. Unduplicated Student Poverty-FRPM Data 2019-20.

Historic Mode Split and Changes in Travel Behavior: Student Hand Tallies



Historic Mode Split



Changes in Travel Behavior

From 2013-14 to 2017-18

-7% active transportation trips

0% shared trips

7% drive-alone trips

Top Parent/Caregiver Concerns

(2018-19)

- Insufficient data available



Brookvale Elementary

Fremont Unified School District



School Profile

Type: Elementary

Enrollment: 600

Charter School: No

Enrolled in Access Safe Routes Program: Yes

Site Assessment Completed: 2017*

School Champions: 1



Demographics

Title One School: No

90% of school population identifies as non-white or Hispanic

14% of students qualify for free/reduced-price meals

↑ BACK TO TOP

*To view completed Site Assessments visit
<https://alamedacountysr2s.org/our-program/school-safety-assessments>

Sources

NOTE: Due to the COVID-19 pandemic, the Alameda County SR2S Program was not able to collect student hand tallies for the 2019-2020 school year as planned.

Enrollment: California Department of Education. Enrollment by School 2019-20.

School Champions: SR2S Site Coordinator School Evaluation.

Title One: Reflects program eligibility based on the federal threshold of 40% of students who qualify for the Free and Reduced Lunch Program.

Non-white/Hispanic: California Department of Education. Enrollment by School 2019-20.

Free/Reduced-Price Meals: California Department of Education. Unduplicated Student Poverty-FRPM Data 2019-20.

Historic Mode Split and Changes in Travel Behavior: Student Hand Tallies



alamedacountysr2s.org info@alamedacountysr2s.org

2019-2020 Activities

- Golden Sneaker Contest

2018-2019 Activities

- Not Enrolled in 2018-2019 School Year



The Alameda County Safe Routes to Schools Program is a program of the Alameda County Transportation Commission (alamedactc.org) and is funded with Alameda County's local sales tax Measure B, regional, state and federal funds.

Historic Mode Split



- Drive Alone: Students riding in cars only with those in their own household
- Shared Modes: Carpooling, taking the school bus, city bus, or BART
- Active Modes: Walking, biking, skateboarding, and other physically active modes

Changes in Travel Behavior

From N/A to N/A

N/A active transportation trips

N/A shared trips

N/A drive-alone trips

Top Parent/Caregiver Concerns

(2018-19)

- Insufficient data available



Cabrillo Elementary

Fremont Unified School District



School Profile

Type: Elementary

Enrollment: 377

Charter School: No

Enrolled in Access Safe Routes Program: Not Enrolled

Site Assessment Completed: 2016*

School Champions: 0



Demographics

Title One School: Yes

90% of school population identifies as non-white or Hispanic

58% of students qualify for free/reduced-price meals

2019-2020 Activities

- Alameda County BikeMobile Visit
- International Walk and Roll to School Day
- Golden Sneaker Contest

2018-2019 Activities

- Rock the Block Assembly
- Alameda County BikeMobile Visit
- Bike to School Day
- Golden Sneaker Contest

↑ BACK TO TOP

*To view completed Site Assessments visit
<https://alamedacountysr2s.org/our-program/school-safety-assessments>

Sources

NOTE: Due to the COVID-19 pandemic, the Alameda County SR2S Program was not able to collect student hand tallies for the 2019-2020 school year as planned.

Enrollment: California Department of Education. Enrollment by School 2019-20.

School Champions: SR2S Site Coordinator School Evaluation.

Title One: Reflects program eligibility based on the federal threshold of 40% of students who qualify for the Free and Reduced Lunch Program.

Non-white/Hispanic: California Department of Education. Enrollment by School 2019-20.

Free/Reduced-Price Meals: California Department of Education. Unduplicated Student Poverty-FRPM Data 2019-20.

Historic Mode Split and Changes in Travel Behavior: Student Hand Tallies

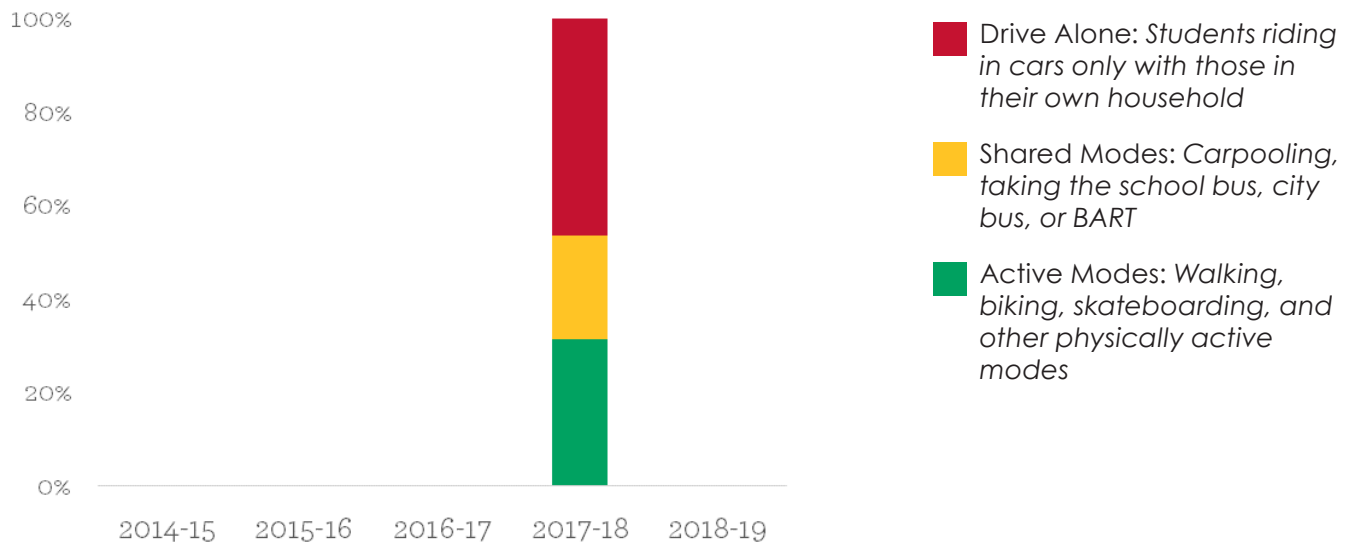


alamedacountysr2s.org info@alamedacountysr2s.org



The Alameda County Safe Routes to Schools Program is a program of the Alameda County Transportation Commission (alamedactc.org) and is funded with Alameda County's local sales tax Measure B, regional, state and federal funds.

Historic Mode Split



Changes in Travel Behavior

From 2017-18 to 2017-18

N/A active transportation trips

N/A shared trips

N/A drive-alone trips

Top Parent/Caregiver Concerns

(2018-19)

- Insufficient data available



Centerville Junior High

Fremont Unified School District



School Profile

Type: Intermediate/Middle/Junior High

Enrollment: 1003

Charter School: No

Enrolled in Access Safe Routes Program: Yes

Site Assessment Completed: 2017*

School Champions: 0



Demographics

Title One School: No

84% of school population identifies as non-white or Hispanic

30% of students qualify for free/reduced-price meals

2019-2020 Activities

- No Reported Activities

2018-2019 Activities

- Not Enrolled in 2018-2019 School Year

↑ BACK TO TOP

*To view completed Site Assessments visit
<https://alamedacountysr2s.org/our-program/school-safety-assessments>

Sources

NOTE: Due to the COVID-19 pandemic, the Alameda County SR2S Program was not able to collect student hand tallies for the 2019-2020 school year as planned.

Enrollment: California Department of Education. Enrollment by School 2019-20.

School Champions: SR2S Site Coordinator School Evaluation.

Title One: Reflects program eligibility based on the federal threshold of 40% of students who qualify for the Free and Reduced Lunch Program.

Non-white/Hispanic: California Department of Education. Enrollment by School 2019-20.

Free/Reduced-Price Meals: California Department of Education. Unduplicated Student Poverty-FRPM Data 2019-20.

Historic Mode Split and Changes in Travel Behavior: Student Hand Tallies



alamedacountysr2s.org info@alamedacountysr2s.org



The Alameda County Safe Routes to Schools Program is a program of the Alameda County Transportation Commission (alamedactc.org) and is funded with Alameda County's local sales tax Measure B, regional, state and federal funds.

Historic Mode Split



- Drive Alone: Students riding in cars only with those in their own household
- Shared Modes: Carpooling, taking the school bus, city bus, or BART
- Active Modes: Walking, biking, skateboarding, and other physically active modes

Changes in Travel Behavior

From N/A to N/A

N/A active transportation trips

N/A shared trips

N/A drive-alone trips

Top Parent/Caregiver Concerns

(2018-19)

- Insufficient data available



E. M. Grimmer Elementary

Fremont Unified School District



School Profile

Type: Elementary

Enrollment: 488

Charter School: No

Enrolled in Access Safe Routes Program: Yes

Site Assessment Completed: 2017*

School Champions: 1



Demographics

Title One School: Yes

90% of school population identifies as non-white or Hispanic

44% of students qualify for free/reduced-price meals

2019-2020 Activities

- International Walk and Roll to School Day
- Golden Sneaker Contest

2018-2019 Activities

- Alameda County BikeMobile Visit
- Bike to School Day
- International Walk and Roll to School Day

↑ BACK TO TOP

*To view completed Site Assessments visit
<https://alamedacountysr2s.org/our-program/school-safety-assessments>

Sources

NOTE: Due to the COVID-19 pandemic, the Alameda County SR2S Program was not able to collect student hand tallies for the 2019-2020 school year as planned.

Enrollment: California Department of Education. Enrollment by School 2019-20.

School Champions: SR2S Site Coordinator School Evaluation.

Title One: Reflects program eligibility based on the federal threshold of 40% of students who qualify for the Free and Reduced Lunch Program.

Non-white/Hispanic: California Department of Education. Enrollment by School 2019-20.

Free/Reduced-Price Meals: California Department of Education. Unduplicated Student Poverty-FRPM Data 2019-20.

Historic Mode Split and Changes in Travel Behavior: Student Hand Tallies



alamedacountysr2s.org info@alamedacountysr2s.org



The Alameda County Safe Routes to Schools Program is a program of the Alameda County Transportation Commission (alamedactc.org) and is funded with Alameda County's local sales tax Measure B, regional, state and federal funds.

Historic Mode Split



- Drive Alone: Students riding in cars only with those in their own household
- Shared Modes: Carpooling, taking the school bus, city bus, or BART
- Active Modes: Walking, biking, skateboarding, and other physically active modes

Changes in Travel Behavior

From N/A to N/A

N/A active transportation trips

N/A shared trips

N/A drive-alone trips

Top Parent/Caregiver Concerns

(2018-19)

- Insufficient data available

[↑ BACK TO TOP](#)



Forest Park Elementary

Fremont Unified School District



School Profile

Type: Elementary

Enrollment: 1059

Charter School: No

Enrolled in Access Safe Routes Program: Not Enrolled

Site Assessment Completed: 2017*

School Champions: 4



Demographics

Title One School: No

96% of school population identifies as non-white or Hispanic

7% of students qualify for free/reduced-price meals

2019-2020 Activities

- Alameda County BikeMobile Visit
- International Walk and Roll to School Day
- Golden Sneaker Contest

2018-2019 Activities

- Alameda County BikeMobile Visit
- International Walk and Roll to School Day
- Golden Sneaker Contest

↑ BACK TO TOP

*To view completed Site Assessments visit
<https://alamedacountysr2s.org/our-program/school-safety-assessments>

Sources

NOTE: Due to the COVID-19 pandemic, the Alameda County SR2S Program was not able to collect student hand tallies for the 2019-2020 school year as planned.

Enrollment: California Department of Education. Enrollment by School 2019-20.

School Champions: SR2S Site Coordinator School Evaluation.

Title One: Reflects program eligibility based on the federal threshold of 40% of students who qualify for the Free and Reduced Lunch Program.

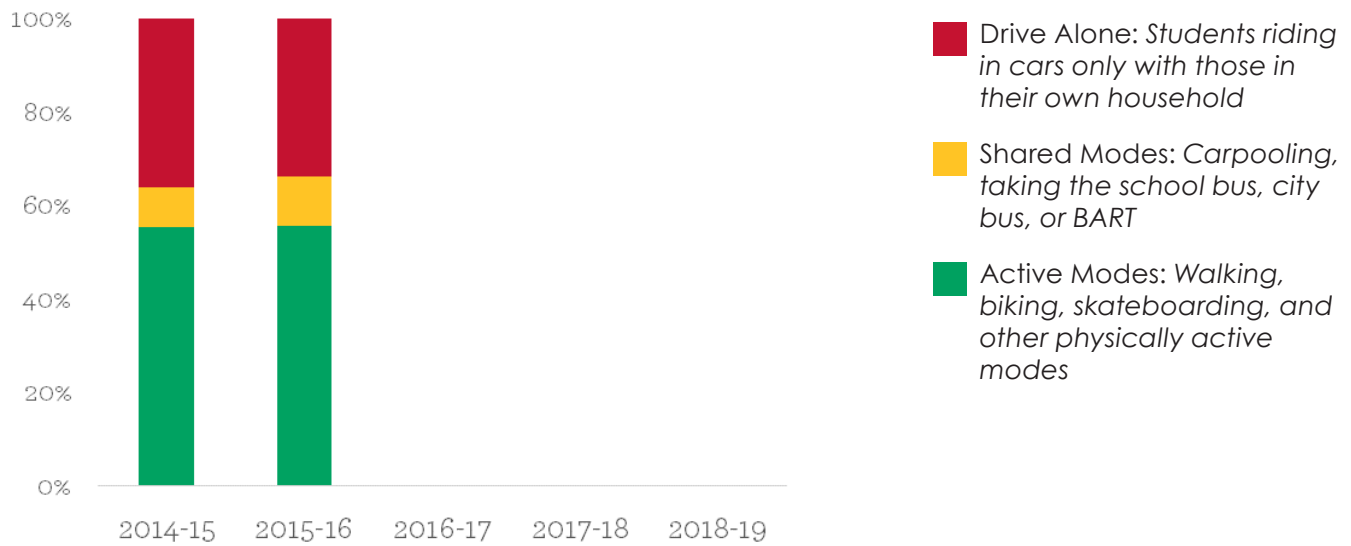
Non-white/Hispanic: California Department of Education. Enrollment by School 2019-20.

Free/Reduced-Price Meals: California Department of Education. Unduplicated Student Poverty-FRPM Data 2019-20.

Historic Mode Split and Changes in Travel Behavior: Student Hand Tallies



Historic Mode Split



Changes in Travel Behavior

From 2014-15 to 2015-16

- 0% active transportation trips
- 2% shared trips
- 2% drive-alone trips

Top Parent/Caregiver Concerns

(2018-19)

- Insufficient data available



Fred E. Weibel Elementary

Fremont Unified School District



School Profile

Type: Elementary

Enrollment: 742

Charter School: No

Enrolled in Access Safe Routes Program: Not Enrolled

Site Assessment Completed: 2018*

School Champions: 1



Demographics

Title One School: No

94% of school population identifies as non-white or Hispanic

8% of students qualify for free/reduced-price meals

↑ BACK TO TOP

*To view completed Site Assessments visit
<https://alamedacountysr2s.org/our-program/school-safety-assessments>

Sources

NOTE: Due to the COVID-19 pandemic, the Alameda County SR2S Program was not able to collect student hand tallies for the 2019-2020 school year as planned.

Enrollment: California Department of Education. Enrollment by School 2019-20.

School Champions: SR2S Site Coordinator School Evaluation.

Title One: Reflects program eligibility based on the federal threshold of 40% of students who qualify for the Free and Reduced Lunch Program.

Non-white/Hispanic: California Department of Education. Enrollment by School 2019-20.

Free/Reduced-Price Meals: California Department of Education. Unduplicated Student Poverty-FRPM Data 2019-20.

Historic Mode Split and Changes in Travel Behavior: Student Hand Tallies



alamedacountysr2s.org info@alamedacountysr2s.org

2019-2020 Activities

- International Walk and Roll to School Day

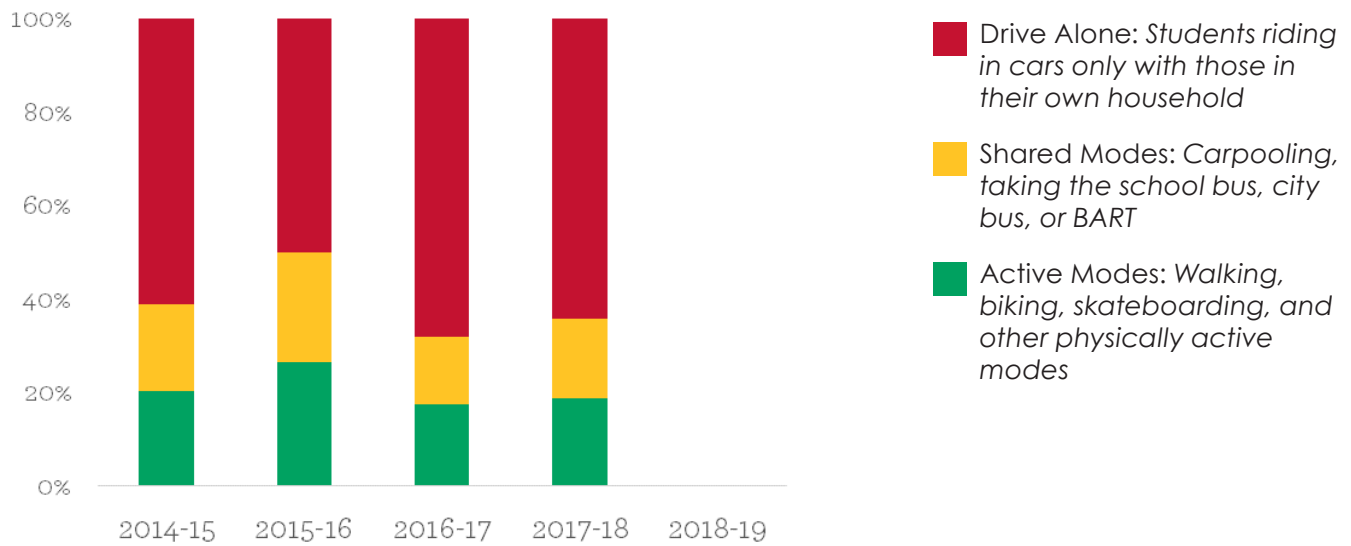
2018-2019 Activities

- Alameda County BikeMobile Visit



The Alameda County Safe Routes to Schools Program is a program of the Alameda County Transportation Commission (alamedactc.org) and is funded with Alameda County's local sales tax Measure B, regional, state and federal funds.

Historic Mode Split



Changes in Travel Behavior

From 2014-15 to 2017-18

- 2% active transportation trips
- 2% shared trips
- 3% drive-alone trips

Top Parent/Caregiver Concerns

(2018-19)

- Insufficient data available



G. M. Walters Junior High

Fremont Unified School District



School Profile

Type: Intermediate/Middle/Junior High

Enrollment: 1021

Charter School: No

Enrolled in Access Safe Routes Program: Not Enrolled

Site Assessment Completed: 2018*

School Champions: 1



Demographics

Title One School: Yes

86% of school population identifies as non-white or Hispanic

43% of students qualify for free/reduced-price meals

2019-2020 Activities

- International Walk and Roll to School Day
- Golden Sneaker Contest

2018-2019 Activities

- Drive Your Bike
- Alameda County BikeMobile Visit
- Bike to School Day
- International Walk and Roll to School Day
- Golden Sneaker Contest

↑ BACK TO TOP

*To view completed Site Assessments visit
<https://alamedacountysr2s.org/our-program/school-safety-assessments>

Sources

NOTE: Due to the COVID-19 pandemic, the Alameda County SR2S Program was not able to collect student hand tallies for the 2019-2020 school year as planned.

Enrollment: California Department of Education. Enrollment by School 2019-20.

School Champions: SR2S Site Coordinator School Evaluation.

Title One: Reflects program eligibility based on the federal threshold of 40% of students who qualify for the Free and Reduced Lunch Program.

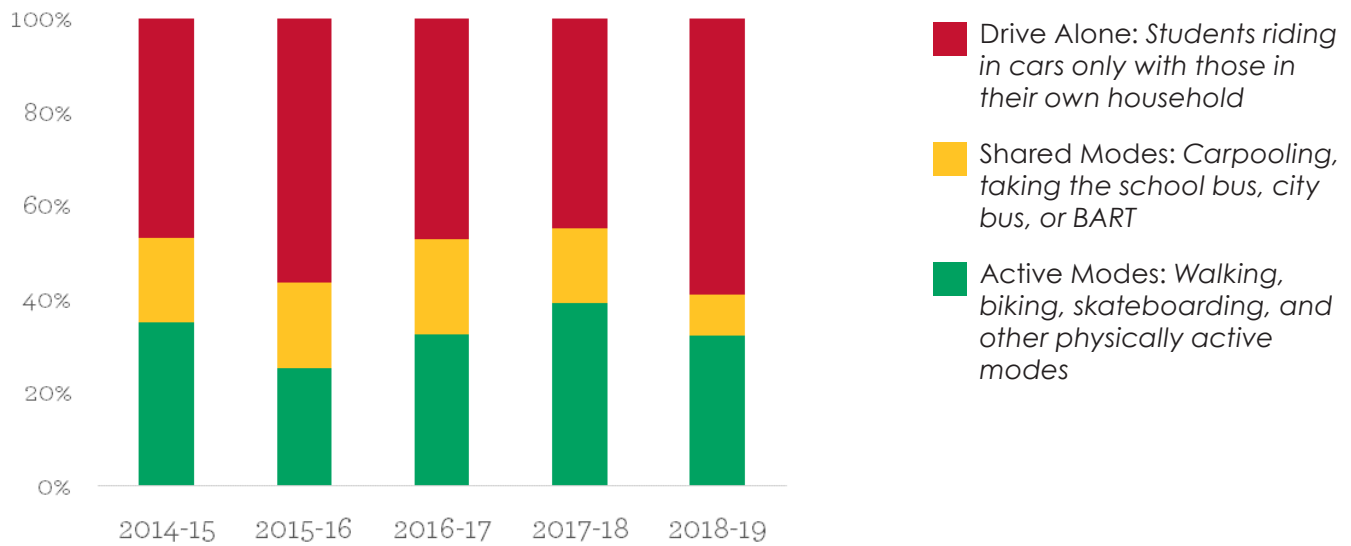
Non-white/Hispanic: California Department of Education. Enrollment by School 2019-20.

Free/Reduced-Price Meals: California Department of Education. Unduplicated Student Poverty-FRPM Data 2019-20.

Historic Mode Split and Changes in Travel Behavior: Student Hand Tallies



Historic Mode Split



Changes in Travel Behavior

From 2013-14 to 2017-18

-16% active transportation trips

-5% shared trips

21% drive-alone trips

Top Parent/Caregiver Concerns

(2018-19)

- Insufficient data available

Harvey Green Elementary

Fremont Unified School District



School Profile

Type: Elementary

Enrollment: 527

Charter School: No

Enrolled in Access Safe Routes Program: Not Enrolled

Site Assessment Completed: 2017*

School Champions: 0



Demographics

Title One School: No

92% of school population identifies as non-white or Hispanic

30% of students qualify for free/reduced-price meals

2019-2020 Activities

- International Walk and Roll to School Day

2018-2019 Activities

- International Walk and Roll to School Day

↑ BACK TO TOP

*To view completed Site Assessments visit
<https://alamedacountysr2s.org/our-program/school-safety-assessments>

Sources

NOTE: Due to the COVID-19 pandemic, the Alameda County SR2S Program was not able to collect student hand tallies for the 2019-2020 school year as planned.

Enrollment: California Department of Education. Enrollment by School 2019-20.

School Champions: SR2S Site Coordinator School Evaluation.

Title One: Reflects program eligibility based on the federal threshold of 40% of students who qualify for the Free and Reduced Lunch Program.

Non-white/Hispanic: California Department of Education. Enrollment by School 2019-20.

Free/Reduced-Price Meals: California Department of Education. Unduplicated Student Poverty-FRPM Data 2019-20.

Historic Mode Split and Changes in Travel Behavior: Student Hand Tallies

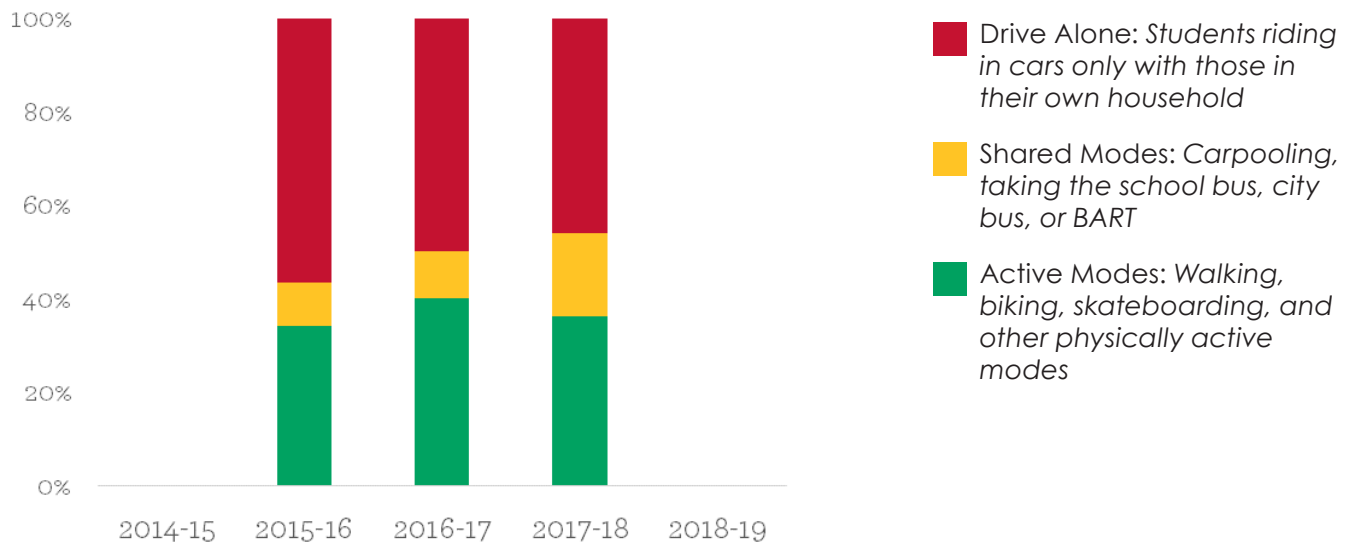


alamedacountysr2s.org info@alamedacountysr2s.org



The Alameda County Safe Routes to Schools Program is a program of the Alameda County Transportation Commission (alamedactc.org) and is funded with Alameda County's local sales tax Measure B, regional, state and federal funds.

Historic Mode Split



Changes in Travel Behavior

From 2015-16 to 2017-18

2% active transportation trips

9% shared trips

-11% drive-alone trips

Top Parent/Caregiver Concerns

(2018-19)

- Insufficient data available



Irvington High

Fremont Unified School District



School Profile

Type: High School

Enrollment: 2367

Charter School: No

Enrolled in Access Safe Routes Program: Not Enrolled

Site Assessment Completed: 2017*

School Champions: 0



Demographics

Title One School: No

90% of school population identifies as non-white or Hispanic

16% of students qualify for free/reduced-price meals

2019-2020 Activities

- Drive Your Bike
- Cocoa for Carpools

2018-2019 Activities

- No Reported Activities

↑ BACK TO TOP

*To view completed Site Assessments visit
<https://alamedacountysr2s.org/our-program/school-safety-assessments>

Sources

NOTE: Due to the COVID-19 pandemic, the Alameda County SR2S Program was not able to collect student hand tallies for the 2019-2020 school year as planned.

Enrollment: California Department of Education. Enrollment by School 2019-20.

School Champions: SR2S Site Coordinator School Evaluation.

Title One: Reflects program eligibility based on the federal threshold of 40% of students who qualify for the Free and Reduced Lunch Program.

Non-white/Hispanic: California Department of Education. Enrollment by School 2019-20.

Free/Reduced-Price Meals: California Department of Education. Unduplicated Student Poverty-FRPM Data 2019-20.

Historic Mode Split and Changes in Travel Behavior: Student Hand Tallies

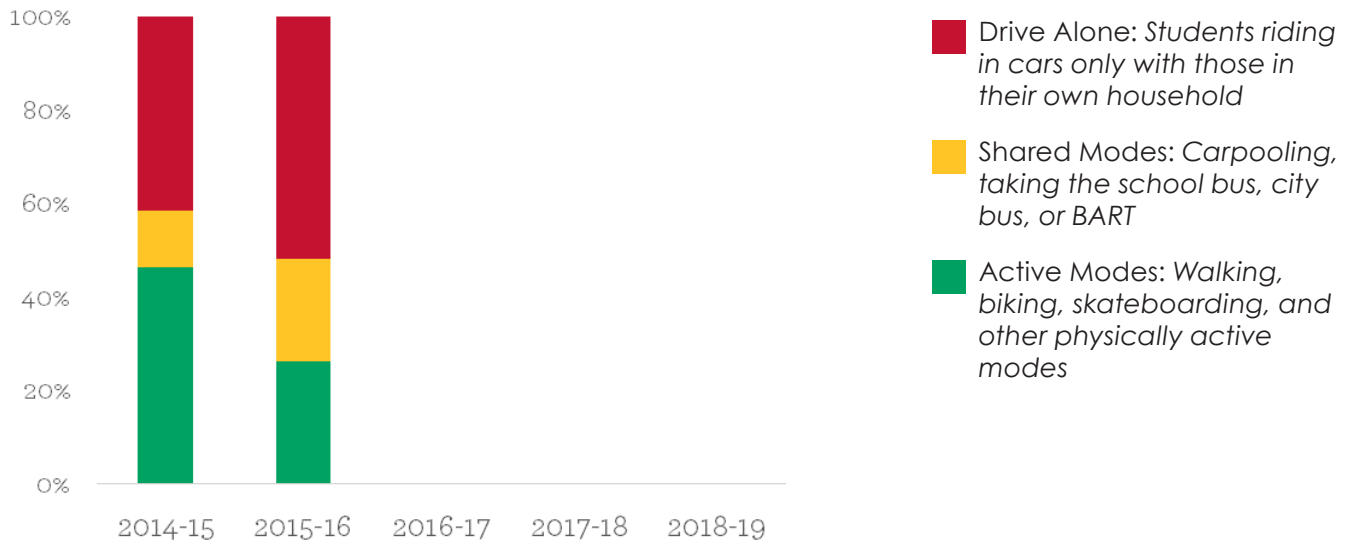


alamedacountysr2s.org info@alamedacountysr2s.org



The Alameda County Safe Routes to Schools Program is a program of the Alameda County Transportation Commission (alamedactc.org) and is funded with Alameda County's local sales tax Measure B, regional, state and federal funds.

Historic Mode Split



Changes in Travel Behavior

From 2014-15 to 2015-16

- 20% active transportation trips
- 10% shared trips
- 10% drive-alone trips

Top Parent/Caregiver Concerns

(2018-19)

- Insufficient data available

[↑ BACK TO TOP](#)



J. Haley Durham Elementary

Fremont Unified School District



School Profile

Type: Elementary

Enrollment: 687

Charter School: No

Enrolled in Access Safe Routes Program: Not Enrolled

Site Assessment Completed: 2017*

School Champions: 0



Demographics

Title One School: No

92% of school population identifies as non-white or Hispanic

24% of students qualify for free/reduced-price meals

2019-2020 Activities

- No Reported Activities

2018-2019 Activities

- International Walk and Roll to School Day

↑ BACK TO TOP

*To view completed Site Assessments visit
<https://alamedacountysr2s.org/our-program/school-safety-assessments>

Sources

NOTE: Due to the COVID-19 pandemic, the Alameda County SR2S Program was not able to collect student hand tallies for the 2019-2020 school year as planned.

Enrollment: California Department of Education. Enrollment by School 2019-20.

School Champions: SR2S Site Coordinator School Evaluation.

Title One: Reflects program eligibility based on the federal threshold of 40% of students who qualify for the Free and Reduced Lunch Program.

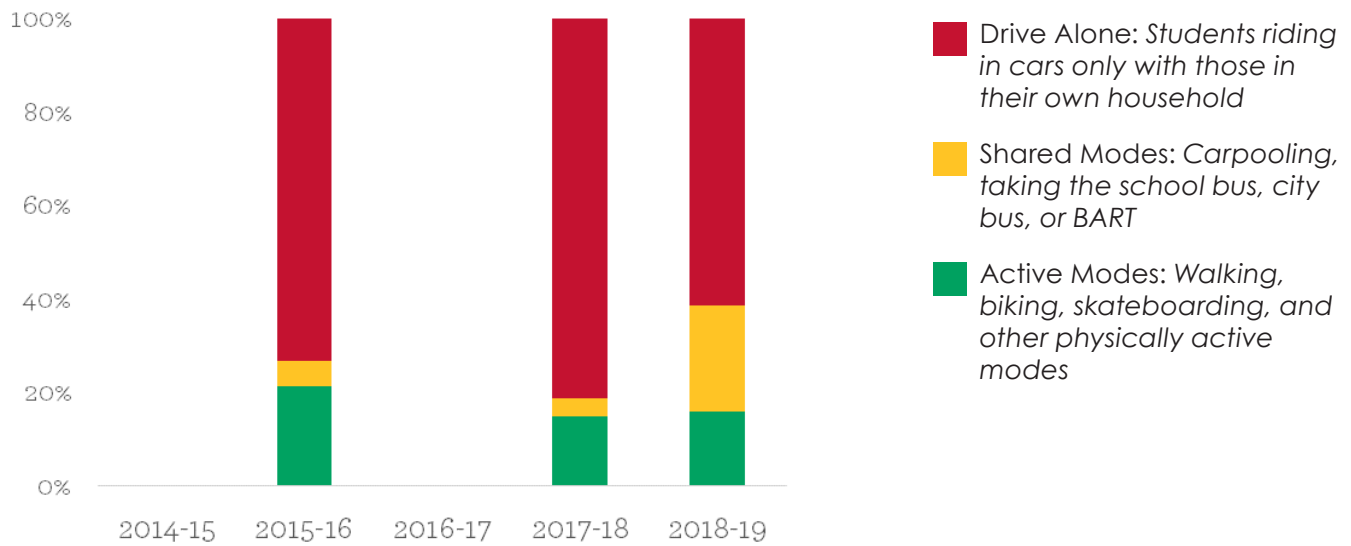
Non-white/Hispanic: California Department of Education. Enrollment by School 2019-20.

Free/Reduced-Price Meals: California Department of Education. Unduplicated Student Poverty-FRPM Data 2019-20.

Historic Mode Split and Changes in Travel Behavior: Student Hand Tallies



Historic Mode Split



Changes in Travel Behavior

From 2015-16 to 2017-18

-5% active transportation trips

17% shared trips

-12% drive-alone trips

Top Parent/Caregiver Concerns

(2018-19)

- Speeding cars
- Concerns about criminal activity (stranger danger, gangs, violence, or dogs)
- Takes too long to walk or bike to school

[↑ BACK TO TOP](#)



James Leitch Elementary

Fremont Unified School District



School Profile

Type: Elementary

Enrollment: 791

Charter School: No

Enrolled in Access Safe Routes Program: Not Enrolled

Site Assessment Completed: 2018*

School Champions: 1



Demographics

Title One School: No

98% of school population identifies as non-white or Hispanic

5% of students qualify for free/reduced-price meals

2019-2020 Activities

- Walking School Bus
- International Walk and Roll to School Day
- Golden Sneaker Contest
- Ongoing Walk and Roll Events

2018-2019 Activities

- Walking School Bus
- Alameda County BikeMobile Visit
- Bike to School Day
- International Walk and Roll to School Day
- Golden Sneaker Contest
- Ongoing Walk and Roll Events

↑ BACK TO TOP

*To view completed Site Assessments visit
<https://alamedacountysr2s.org/our-program/school-safety-assessments>

Sources

NOTE: Due to the COVID-19 pandemic, the Alameda County SR2S Program was not able to collect student hand tallies for the 2019-2020 school year as planned.

Enrollment: California Department of Education. Enrollment by School 2019-20.

School Champions: SR2S Site Coordinator School Evaluation.

Title One: Reflects program eligibility based on the federal threshold of 40% of students who qualify for the Free and Reduced Lunch Program.

Non-white/Hispanic: California Department of Education. Enrollment by School 2019-20.

Free/Reduced-Price Meals: California Department of Education. Unduplicated Student Poverty-FRPM Data 2019-20.

Historic Mode Split and Changes in Travel Behavior: Student Hand Tallies

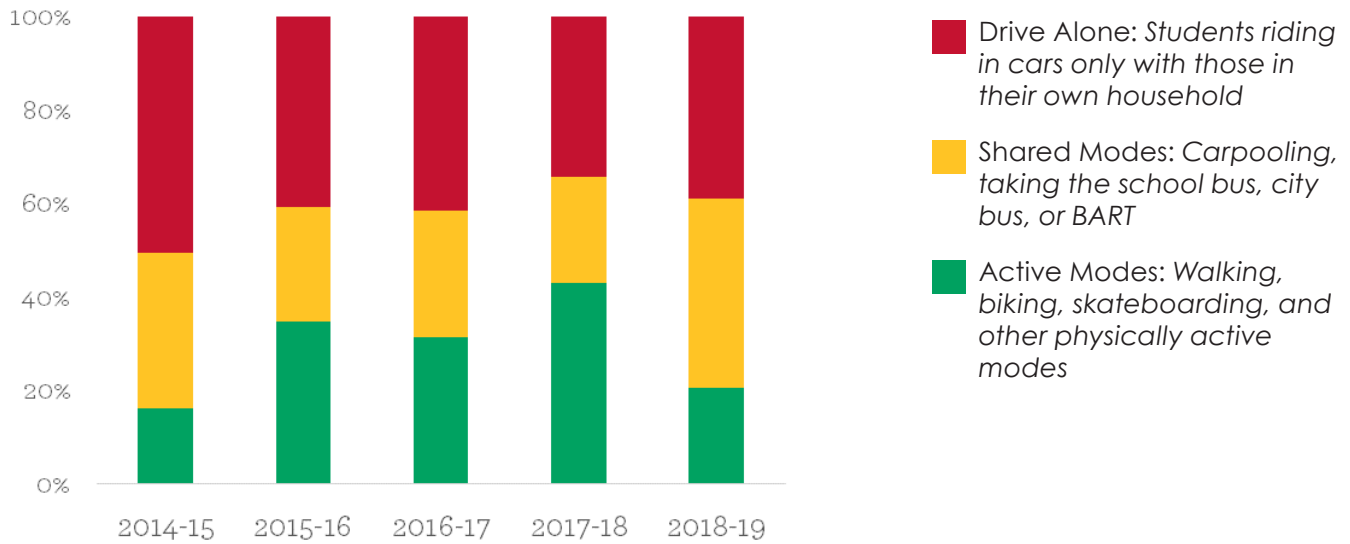


alamedacountysr2s.org info@alamedacountysr2s.org



The Alameda County Safe Routes to Schools Program is a program of the Alameda County Transportation Commission (alamedactc.org) and is funded with Alameda County's local sales tax Measure B, regional, state and federal funds.

Historic Mode Split



Changes in Travel Behavior

From 2013-14 to 2017-18

1% active transportation trips

23% shared trips

-24% drive-alone trips

Top Parent/Caregiver Concerns

(2018-19)

- Insufficient data available



John Blacow Elementary

Fremont Unified School District



School Profile

Type: Elementary

Enrollment: 449

Charter School: No

Enrolled in Access Safe Routes Program: Yes

Site Assessment Completed: 2017*

School Champions: 1



Demographics

Title One School: Yes

87% of school population identifies as non-white or Hispanic

40% of students qualify for free/reduced-price meals

2019-2020 Activities

- International Walk and Roll to School Day
- Golden Sneaker Contest

2018-2019 Activities

- Not Enrolled in 2018-2019 School Year

↑ BACK TO TOP

*To view completed Site Assessments visit
<https://alamedacountysr2s.org/our-program/school-safety-assessments>

Sources

NOTE: Due to the COVID-19 pandemic, the Alameda County SR2S Program was not able to collect student hand tallies for the 2019-2020 school year as planned.

Enrollment: California Department of Education. Enrollment by School 2019-20.

School Champions: SR2S Site Coordinator School Evaluation.

Title One: Reflects program eligibility based on the federal threshold of 40% of students who qualify for the Free and Reduced Lunch Program.

Non-white/Hispanic: California Department of Education. Enrollment by School 2019-20.

Free/Reduced-Price Meals: California Department of Education. Unduplicated Student Poverty-FRPM Data 2019-20.

Historic Mode Split and Changes in Travel Behavior: Student Hand Tallies



alamedacountysr2s.org info@alamedacountysr2s.org



The Alameda County Safe Routes to Schools Program is a program of the Alameda County Transportation Commission (alamedactc.org) and is funded with Alameda County's local sales tax Measure B, regional, state and federal funds.

Historic Mode Split



- Drive Alone: Students riding in cars only with those in their own household
- Shared Modes: Carpooling, taking the school bus, city bus, or BART
- Active Modes: Walking, biking, skateboarding, and other physically active modes

Changes in Travel Behavior

From N/A to N/A

N/A active transportation trips

N/A shared trips

N/A drive-alone trips

Top Parent/Caregiver Concerns

(2018-19)

- Insufficient data available



John G. Mattos Elementary

Fremont Unified School District



School Profile

Type: Elementary

Enrollment: 488

Charter School: No

Enrolled in Access Safe Routes Program: Not Enrolled

Site Assessment Completed: 2018*

School Champions: 0



Demographics

Title One School: No

82% of school population identifies as non-white or Hispanic

15% of students qualify for free/reduced-price meals

2019-2020 Activities

- No Reported Activities

2018-2019 Activities

- No Reported Activities

↑ BACK TO TOP

*To view completed Site Assessments visit
<https://alamedacountysr2s.org/our-program/school-safety-assessments>

Sources

NOTE: Due to the COVID-19 pandemic, the Alameda County SR2S Program was not able to collect student hand tallies for the 2019-2020 school year as planned.

Enrollment: California Department of Education. Enrollment by School 2019-20.

School Champions: SR2S Site Coordinator School Evaluation.

Title One: Reflects program eligibility based on the federal threshold of 40% of students who qualify for the Free and Reduced Lunch Program.

Non-white/Hispanic: California Department of Education. Enrollment by School 2019-20.

Free/Reduced-Price Meals: California Department of Education. Unduplicated Student Poverty-FRPM Data 2019-20.

Historic Mode Split and Changes in Travel Behavior: Student Hand Tallies

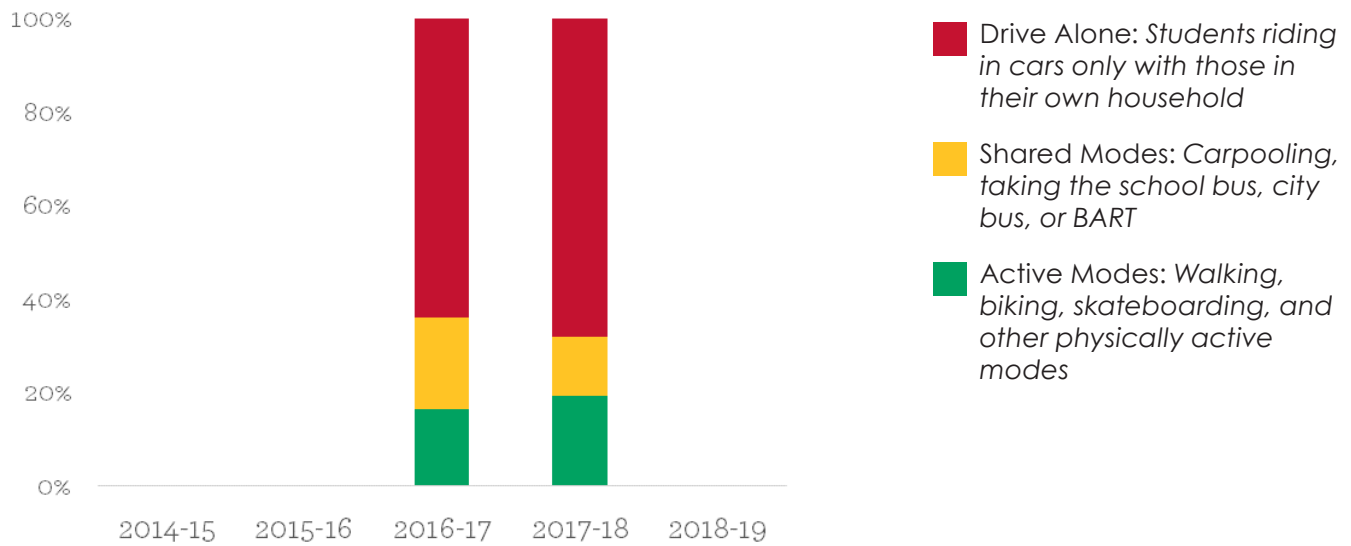


alamedacountysr2s.org info@alamedacountysr2s.org



The Alameda County Safe Routes to Schools Program is a program of the Alameda County Transportation Commission (alamedactc.org) and is funded with Alameda County's local sales tax Measure B, regional, state and federal funds.

Historic Mode Split



Changes in Travel Behavior

From 2016-17 to 2017-18

3% active transportation trips

-7% shared trips

4% drive-alone trips

Top Parent/Caregiver Concerns

(2018-19)

- Insufficient data available



Joseph Azevada Elementary

Fremont Unified School District



School Profile

Type: Elementary

Enrollment: 626

Charter School: No

Enrolled in Access Safe Routes Program: Not Enrolled

Site Assessment Completed: 2017*

School Champions: 1



Demographics

Title One School: No

92% of school population identifies as non-white or Hispanic

18% of students qualify for free/reduced-price meals

2019-2020 Activities

- International Walk and Roll to School Day

2018-2019 Activities

- Bike to School Day
- International Walk and Roll to School Day

↑ BACK TO TOP

*To view completed Site Assessments visit
<https://alamedacountysr2s.org/our-program/school-safety-assessments>

Sources

NOTE: Due to the COVID-19 pandemic, the Alameda County SR2S Program was not able to collect student hand tallies for the 2019-2020 school year as planned.

Enrollment: California Department of Education. Enrollment by School 2019-20.

School Champions: SR2S Site Coordinator School Evaluation.

Title One: Reflects program eligibility based on the federal threshold of 40% of students who qualify for the Free and Reduced Lunch Program.

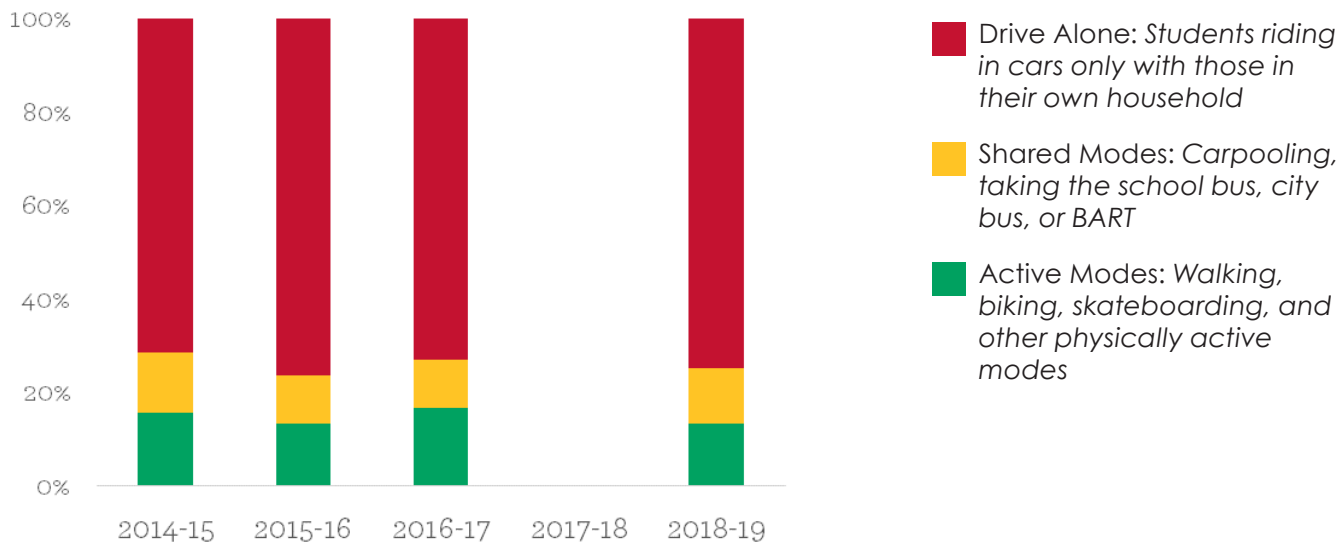
Non-white/Hispanic: California Department of Education. Enrollment by School 2019-20.

Free/Reduced-Price Meals: California Department of Education. Unduplicated Student Poverty-FRPM Data 2019-20.

Historic Mode Split and Changes in Travel Behavior: Student Hand Tallies



Historic Mode Split



Changes in Travel Behavior

From 2013-14 to 2016-17

- 8% active transportation trips
- 1% shared trips
- 8% drive-alone trips

Top Parent/Caregiver Concerns

(2018-19)

- Insufficient data available



Joshua Chadbourne Elementary

Fremont Unified School District



School Profile

Type: Elementary

Enrollment: 692

Charter School: No

Enrolled in Access Safe Routes Program: Not Enrolled

Site Assessment Completed: 2016*

School Champions: 0



Demographics

Title One School: No

96% of school population identifies as non-white or Hispanic

8% of students qualify for free/reduced-price meals

2019-2020 Activities

- Ongoing Walk and Roll Events

2018-2019 Activities

- Rock the Block Assembly
- Ongoing Walk and Roll Events

↑ BACK TO TOP

*To view completed Site Assessments visit
<https://alamedacountysr2s.org/our-program/school-safety-assessments>

Sources

NOTE: Due to the COVID-19 pandemic, the Alameda County SR2S Program was not able to collect student hand tallies for the 2019-2020 school year as planned.

Enrollment: California Department of Education. Enrollment by School 2019-20.

School Champions: SR2S Site Coordinator School Evaluation.

Title One: Reflects program eligibility based on the federal threshold of 40% of students who qualify for the Free and Reduced Lunch Program.

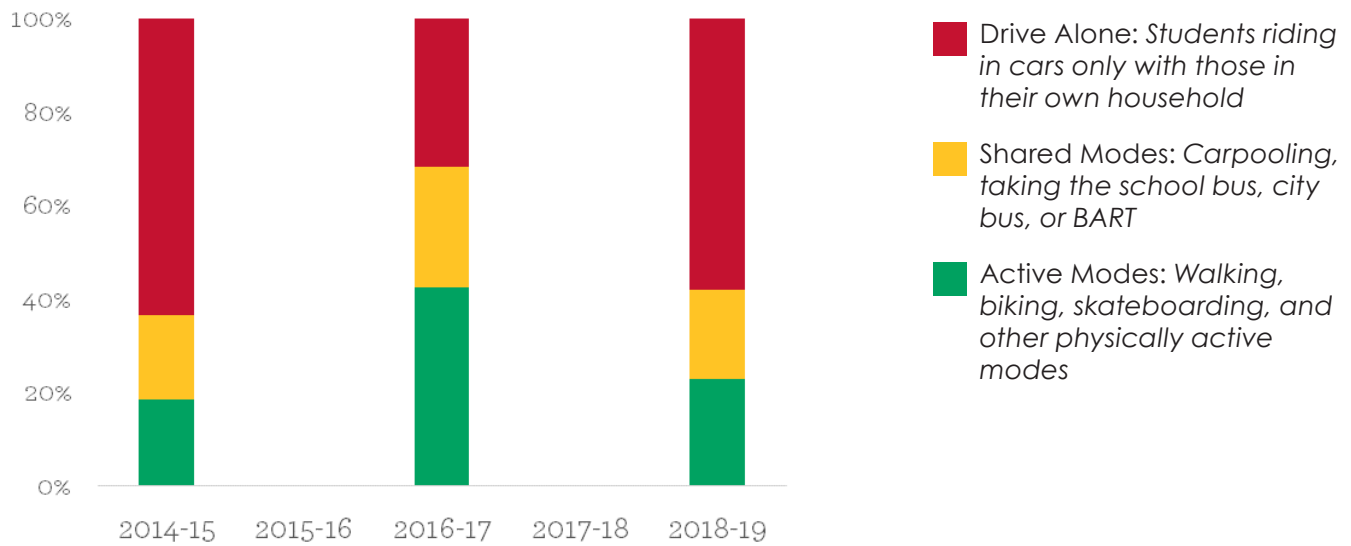
Non-white/Hispanic: California Department of Education. Enrollment by School 2019-20.

Free/Reduced-Price Meals: California Department of Education. Unduplicated Student Poverty-FRPM Data 2019-20.

Historic Mode Split and Changes in Travel Behavior: Student Hand Tallies



Historic Mode Split



Changes in Travel Behavior

From 2014-15 to 2016-17

4% active transportation trips

1% shared trips

-5% drive-alone trips

Top Parent/Caregiver Concerns

(2018-19)

- Insufficient data available



Mission Valley Elementary

Fremont Unified School District



School Profile

Type: Elementary

Enrollment: 620

Charter School: No

Enrolled in Access Safe Routes Program: Not Enrolled

Site Assessment Completed: 2018*

School Champions: 0



Demographics

Title One School: No

94% of school population identifies as non-white or Hispanic

10% of students qualify for free/reduced-price meals

2019-2020 Activities

- International Walk and Roll to School Day
- Golden Sneaker Contest

2018-2019 Activities

- No Reported Activities

↑ BACK TO TOP

*To view completed Site Assessments visit
<https://alamedacountysr2s.org/our-program/school-safety-assessments>

Sources

NOTE: Due to the COVID-19 pandemic, the Alameda County SR2S Program was not able to collect student hand tallies for the 2019-2020 school year as planned.

Enrollment: California Department of Education. Enrollment by School 2019-20.

School Champions: SR2S Site Coordinator School Evaluation.

Title One: Reflects program eligibility based on the federal threshold of 40% of students who qualify for the Free and Reduced Lunch Program.

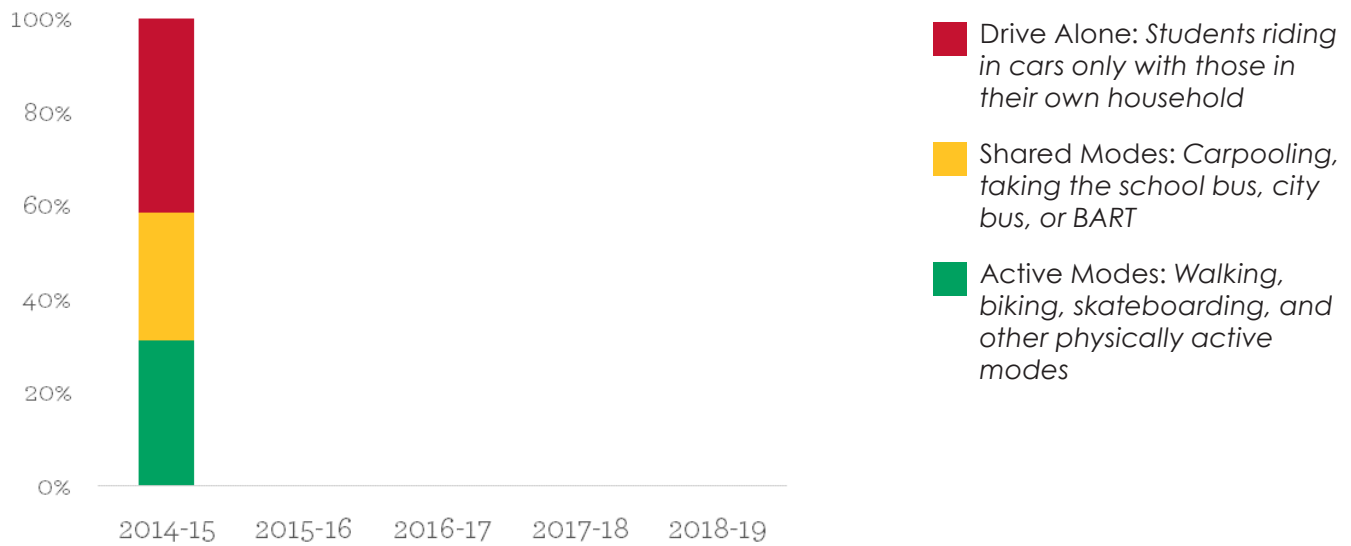
Non-white/Hispanic: California Department of Education. Enrollment by School 2019-20.

Free/Reduced-Price Meals: California Department of Education. Unduplicated Student Poverty-FRPM Data 2019-20.

Historic Mode Split and Changes in Travel Behavior: Student Hand Tallies



Historic Mode Split



Changes in Travel Behavior

From 2014-15 to 2014-15

N/A active transportation trips

N/A shared trips

N/A drive-alone trips

Top Parent/Caregiver Concerns

(2018-19)

- Insufficient data available



Niles Elementary

Fremont Unified School District



School Profile

Type: Elementary

Enrollment: 629

Charter School: No

Enrolled in Access Safe Routes Program: Not Enrolled

Site Assessment Completed: 2018*

School Champions: 2



Demographics

Title One School: No

77% of school population identifies as non-white or Hispanic

12% of students qualify for free/reduced-price meals

2019-2020 Activities

- Walking School Bus
- International Walk and Roll to School Day
- Golden Sneaker Contest

2018-2019 Activities

- Bike to School Day
- International Walk and Roll to School Day

↑ BACK TO TOP

*To view completed Site Assessments visit
<https://alamedacountysr2s.org/our-program/school-safety-assessments>

Sources

NOTE: Due to the COVID-19 pandemic, the Alameda County SR2S Program was not able to collect student hand tallies for the 2019-2020 school year as planned.

Enrollment: California Department of Education. Enrollment by School 2019-20.

School Champions: SR2S Site Coordinator School Evaluation.

Title One: Reflects program eligibility based on the federal threshold of 40% of students who qualify for the Free and Reduced Lunch Program.

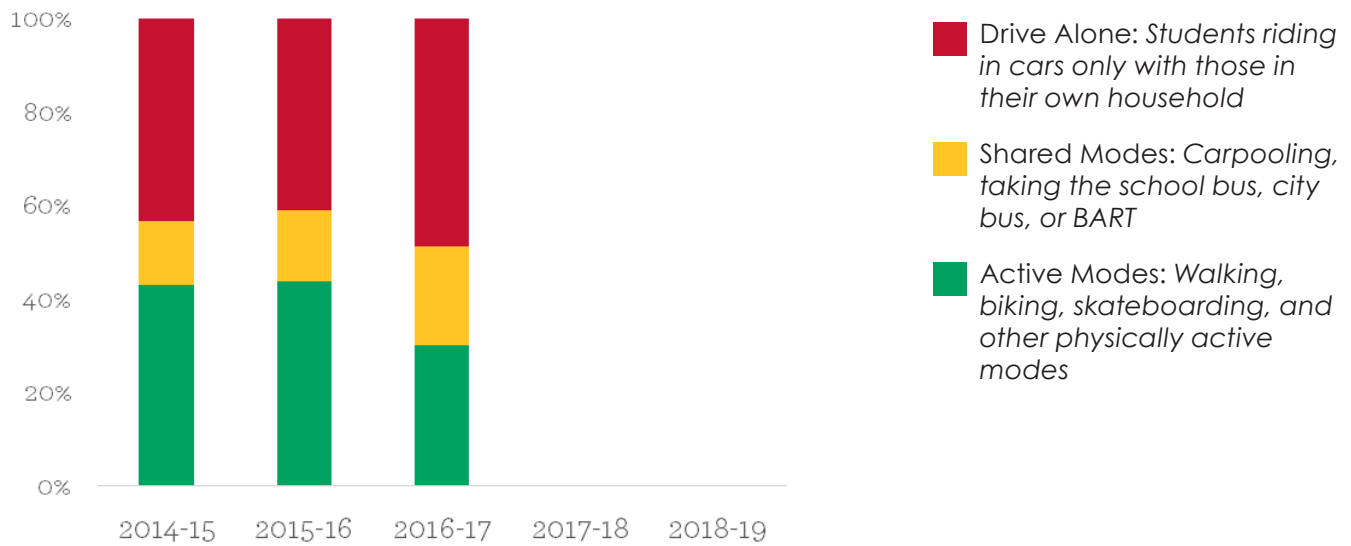
Non-white/Hispanic: California Department of Education. Enrollment by School 2019-20.

Free/Reduced-Price Meals: California Department of Education. Unduplicated Student Poverty-FRPM Data 2019-20.

Historic Mode Split and Changes in Travel Behavior: Student Hand Tallies



Historic Mode Split



Changes in Travel Behavior

From 2013-14 to 2016-17

-28% active transportation trips

21% shared trips

8% drive-alone trips

Top Parent/Caregiver Concerns

(2018-19)

- Speeding cars
- Poor driving behavior on streets near school (distracted driving, speeding, not yielding at crosswalks)
- Bad weather

[↑ BACK TO TOP](#)



O. N. Hirsch Elementary

Fremont Unified School District



School Profile

Type: Elementary

Enrollment: 597

Charter School: No

Enrolled in Access Safe Routes Program: Not Enrolled

Site Assessment Completed: 2018*

School Champions: 0



Demographics

Title One School: No

93% of school population identifies as non-white or Hispanic

21% of students qualify for free/reduced-price meals

2019-2020 Activities

- International Walk and Roll to School Day

2018-2019 Activities

- No Reported Activities

↑ BACK TO TOP

*To view completed Site Assessments visit
<https://alamedacountysr2s.org/our-program/school-safety-assessments>

Sources

NOTE: Due to the COVID-19 pandemic, the Alameda County SR2S Program was not able to collect student hand tallies for the 2019-2020 school year as planned.

Enrollment: California Department of Education. Enrollment by School 2019-20.

School Champions: SR2S Site Coordinator School Evaluation.

Title One: Reflects program eligibility based on the federal threshold of 40% of students who qualify for the Free and Reduced Lunch Program.

Non-white/Hispanic: California Department of Education. Enrollment by School 2019-20.

Free/Reduced-Price Meals: California Department of Education. Unduplicated Student Poverty-FRPM Data 2019-20.

Historic Mode Split and Changes in Travel Behavior: Student Hand Tallies



Historic Mode Split



- Drive Alone: Students riding in cars only with those in their own household
- Shared Modes: Carpooling, taking the school bus, city bus, or BART
- Active Modes: Walking, biking, skateboarding, and other physically active modes

Changes in Travel Behavior

From N/A to N/A

N/A active transportation trips

N/A shared trips

N/A drive-alone trips

Top Parent/Caregiver Concerns

(2018-19)

- Insufficient data available

[↑ BACK TO TOP](#)



Oliveira Elementary

Fremont Unified School District



School Profile

Type: Elementary

Enrollment: 776

Charter School: No

Enrolled in Access Safe Routes Program: Not Enrolled

Site Assessment Completed: 2016*

School Champions: 1



Demographics

Title One School: No

91% of school population identifies as non-white or Hispanic

21% of students qualify for free/reduced-price meals

2019-2020 Activities

- International Walk and Roll to School Day
- Golden Sneaker Contest

2018-2019 Activities

- Bike Rodeo
- Alameda County BikeMobile Visit
- Bike to School Day
- International Walk and Roll to School Day
- Golden Sneaker Contest

↑ BACK TO TOP

*To view completed Site Assessments visit
<https://alamedacountysr2s.org/our-program/school-safety-assessments>

Sources

NOTE: Due to the COVID-19 pandemic, the Alameda County SR2S Program was not able to collect student hand tallies for the 2019-2020 school year as planned.

Enrollment: California Department of Education. Enrollment by School 2019-20.

School Champions: SR2S Site Coordinator School Evaluation.

Title One: Reflects program eligibility based on the federal threshold of 40% of students who qualify for the Free and Reduced Lunch Program.

Non-white/Hispanic: California Department of Education. Enrollment by School 2019-20.

Free/Reduced-Price Meals: California Department of Education. Unduplicated Student Poverty-FRPM Data 2019-20.

Historic Mode Split and Changes in Travel Behavior: Student Hand Tallies

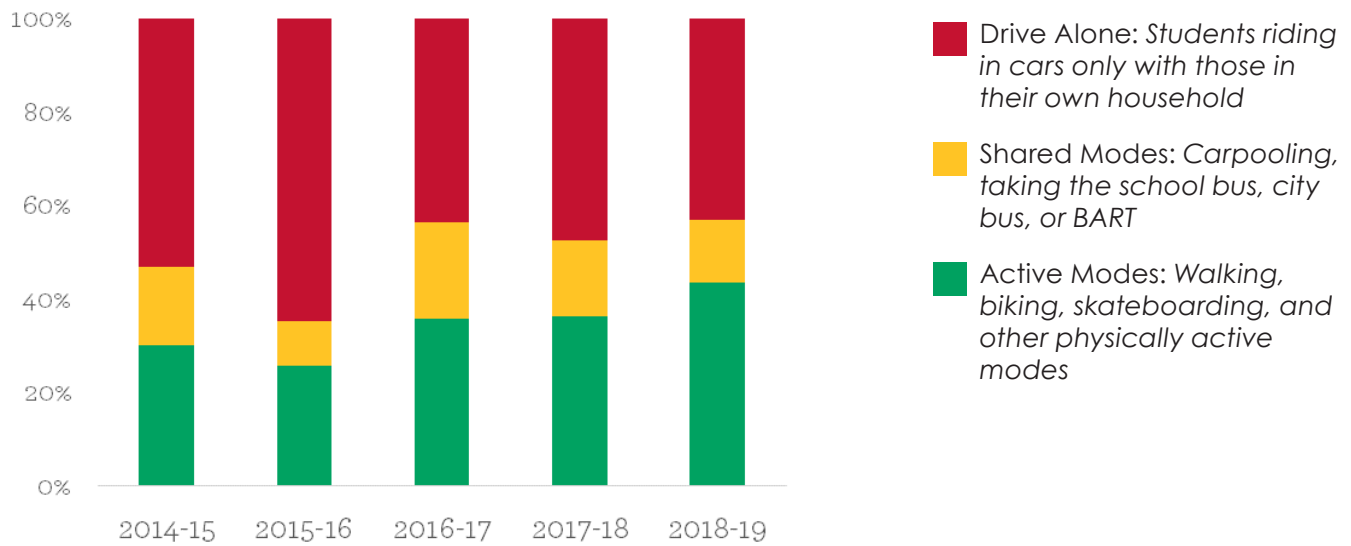


alamedacountysr2s.org info@alamedacountysr2s.org



The Alameda County Safe Routes to Schools Program is a program of the Alameda County Transportation Commission (alamedactc.org) and is funded with Alameda County's local sales tax Measure B, regional, state and federal funds.

Historic Mode Split



Changes in Travel Behavior

From 2014-15 to 2017-18

13% active transportation trips

-3% shared trips

-10% drive-alone trips

Top Parent/Caregiver Concerns

(2018-19)

- Insufficient data available

[↑ BACK TO TOP](#)



Parkmont Elementary

Fremont Unified School District



School Profile

Type: Elementary

Enrollment: 910

Charter School: No

Enrolled in Access Safe Routes Program: Not Enrolled

Site Assessment Completed: 2018*

School Champions: 1



Demographics

Title One School: No

91% of school population identifies as non-white or Hispanic

11% of students qualify for free/reduced-price meals

2019-2020 Activities

- Alameda County BikeMobile Visit
- International Walk and Roll to School Day
- Golden Sneaker Contest
- Ongoing Walk and Roll Events

2018-2019 Activities

- Alameda County BikeMobile Visit
- Bike to School Day
- International Walk and Roll to School Day
- Golden Sneaker Contest
- Ongoing Walk and Roll Events

↑ BACK TO TOP

*To view completed Site Assessments visit
<https://alamedacountysr2s.org/our-program/school-safety-assessments>

Sources

NOTE: Due to the COVID-19 pandemic, the Alameda County SR2S Program was not able to collect student hand tallies for the 2019-2020 school year as planned.

Enrollment: California Department of Education. Enrollment by School 2019-20.

School Champions: SR2S Site Coordinator School Evaluation.

Title One: Reflects program eligibility based on the federal threshold of 40% of students who qualify for the Free and Reduced Lunch Program.

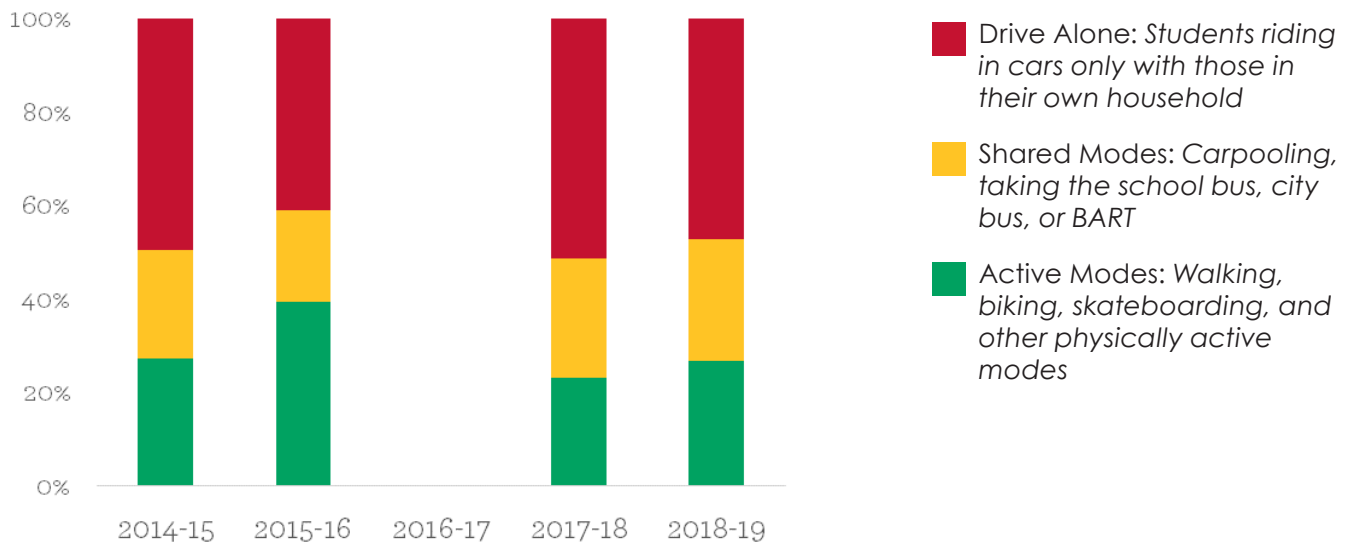
Non-white/Hispanic: California Department of Education. Enrollment by School 2019-20.

Free/Reduced-Price Meals: California Department of Education. Unduplicated Student Poverty-FRPM Data 2019-20.

Historic Mode Split and Changes in Travel Behavior: Student Hand Tallies



Historic Mode Split



Changes in Travel Behavior

From 2013-14 to 2017-18

1% active transportation trips

2% shared trips

-2% drive-alone trips

Top Parent/Caregiver Concerns

(2018-19)

- Poor driving behavior on streets near school (distracted driving, speeding, not yielding at crosswalks)
- Speeding cars
- Takes too long to walk or bike to school



Patterson Elementary

Fremont Unified School District



School Profile

Type: Elementary

Enrollment: 772

Charter School: No

Enrolled in Access Safe Routes Program: Yes

Site Assessment Completed: 2016*

School Champions: 0



Demographics

Title One School: No

91% of school population identifies as non-white or Hispanic

21% of students qualify for free/reduced-price meals

2019-2020 Activities

- International Walk and Roll to School Day
- Golden Sneaker Contest

2018-2019 Activities

- Not Enrolled in 2018-2019 School Year

↑ BACK TO TOP

*To view completed Site Assessments visit
<https://alamedacountysr2s.org/our-program/school-safety-assessments>

Sources

NOTE: Due to the COVID-19 pandemic, the Alameda County SR2S Program was not able to collect student hand tallies for the 2019-2020 school year as planned.

Enrollment: California Department of Education. Enrollment by School 2019-20.

School Champions: SR2S Site Coordinator School Evaluation.

Title One: Reflects program eligibility based on the federal threshold of 40% of students who qualify for the Free and Reduced Lunch Program.

Non-white/Hispanic: California Department of Education. Enrollment by School 2019-20.

Free/Reduced-Price Meals: California Department of Education. Unduplicated Student Poverty-FRPM Data 2019-20.

Historic Mode Split and Changes in Travel Behavior: Student Hand Tallies



alamedacountysr2s.org info@alamedacountysr2s.org



The Alameda County Safe Routes to Schools Program is a program of the Alameda County Transportation Commission (alamedactc.org) and is funded with Alameda County's local sales tax Measure B, regional, state and federal funds.

Historic Mode Split



- Drive Alone: Students riding in cars only with those in their own household
- Shared Modes: Carpooling, taking the school bus, city bus, or BART
- Active Modes: Walking, biking, skateboarding, and other physically active modes

Changes in Travel Behavior

From N/A to N/A

N/A active transportation trips

N/A shared trips

N/A drive-alone trips

Top Parent/Caregiver Concerns

(2018-19)

- Insufficient data available



Thornton Junior High

Fremont Unified School District



School Profile

Type: Intermediate/Middle/Junior High

Enrollment: 1273

Charter School: No

Enrolled in Access Safe Routes Program: Not Enrolled

Site Assessment Completed: 2016*

School Champions: 1



Demographics

Title One School: No

91% of school population identifies as non-white or Hispanic

16% of students qualify for free/reduced-price meals

2019-2020 Activities

- No Reported Activities

2018-2019 Activities

- No Reported Activities

↑ BACK TO TOP

*To view completed Site Assessments visit
<https://alamedacountysr2s.org/our-program/school-safety-assessments>

Sources

NOTE: Due to the COVID-19 pandemic, the Alameda County SR2S Program was not able to collect student hand tallies for the 2019-2020 school year as planned.

Enrollment: California Department of Education. Enrollment by School 2019-20.

School Champions: SR2S Site Coordinator School Evaluation.

Title One: Reflects program eligibility based on the federal threshold of 40% of students who qualify for the Free and Reduced Lunch Program.

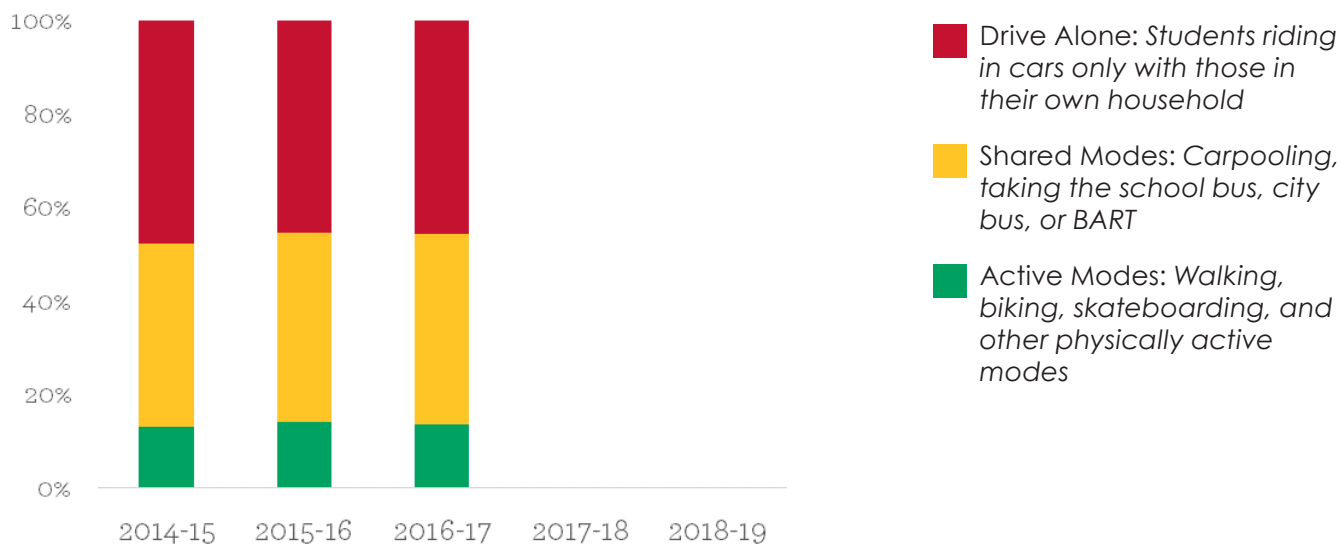
Non-white/Hispanic: California Department of Education. Enrollment by School 2019-20.

Free/Reduced-Price Meals: California Department of Education. Unduplicated Student Poverty-FRPM Data 2019-20.

Historic Mode Split and Changes in Travel Behavior: Student Hand Tallies



Historic Mode Split



Changes in Travel Behavior

From 2014-15 to 2016-17

0% active transportation trips

2% shared trips

-2% drive-alone trips

Top Parent/Caregiver Concerns

(2018-19)

- Insufficient data available



Tom Maloney Elementary

Fremont Unified School District



School Profile

Type: Elementary

Enrollment: 604

Charter School: No

Enrolled in Access Safe Routes Program: Not Enrolled

Site Assessment Completed: 2018*

School Champions: 2



Demographics

Title One School: No

93% of school population identifies as non-white or Hispanic

19% of students qualify for free/reduced-price meals

2019-2020 Activities

- Bike Train
- International Walk and Roll to School Day
- Golden Sneaker Contest

2018-2019 Activities

- Rock the Block Assembly
- Alameda County BikeMobile Visit
- Bike to School Day
- International Walk and Roll to School Day

↑ BACK TO TOP

*To view completed Site Assessments visit
<https://alamedacountysr2s.org/our-program/school-safety-assessments>

Sources

NOTE: Due to the COVID-19 pandemic, the Alameda County SR2S Program was not able to collect student hand tallies for the 2019-2020 school year as planned.

Enrollment: California Department of Education. Enrollment by School 2019-20.

School Champions: SR2S Site Coordinator School Evaluation.

Title One: Reflects program eligibility based on the federal threshold of 40% of students who qualify for the Free and Reduced Lunch Program.

Non-white/Hispanic: California Department of Education. Enrollment by School 2019-20.

Free/Reduced-Price Meals: California Department of Education. Unduplicated Student Poverty-FRPM Data 2019-20.

Historic Mode Split and Changes in Travel Behavior: Student Hand Tallies

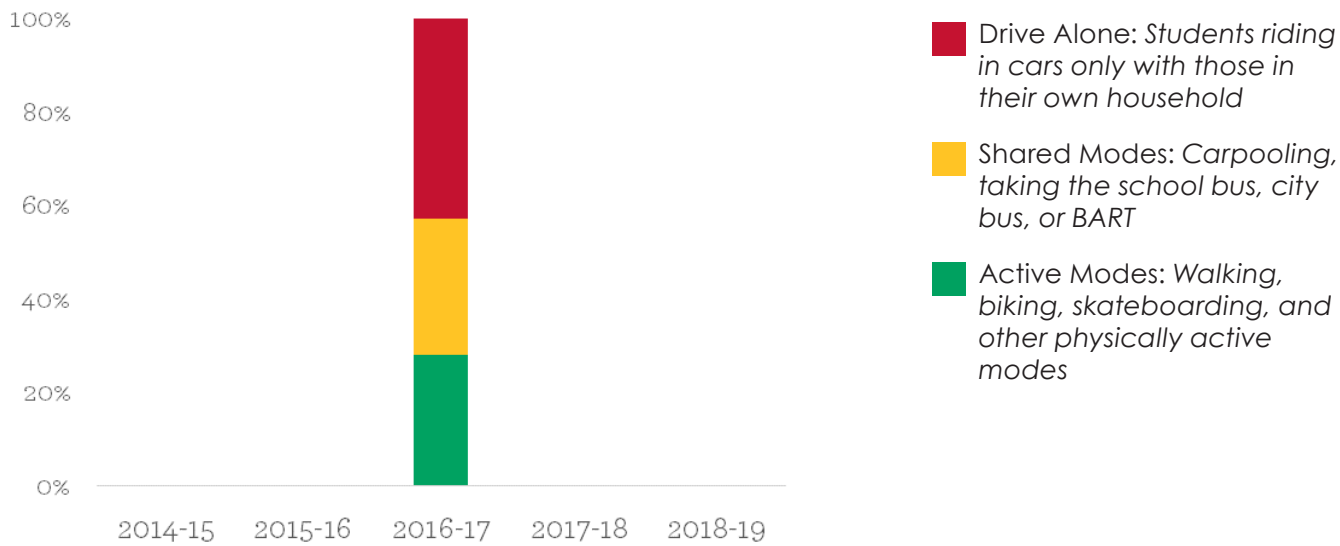


alamedacountysr2s.org info@alamedacountysr2s.org



The Alameda County Safe Routes to Schools Program is a program of the Alameda County Transportation Commission (alamedactc.org) and is funded with Alameda County's local sales tax Measure B, regional, state and federal funds.

Historic Mode Split



Changes in Travel Behavior

From 2016-17 to 2016-17

- N/A active transportation trips
- N/A shared trips
- N/A drive-alone trips

Top Parent/Caregiver Concerns

(2018-19)

- Insufficient data available



Warwick Elementary

Fremont Unified School District



School Profile

Type: Elementary

Enrollment: 955

Charter School: No

Enrolled in Access Safe Routes Program: Not Enrolled

Site Assessment Completed: 2016*

School Champions: 0



Demographics

Title One School: No

93% of school population identifies as non-white or Hispanic

13% of students qualify for free/reduced-price meals

2019-2020 Activities

- Golden Sneaker Contest
- Ongoing Walk and Roll Events

2018-2019 Activities

- International Walk and Roll to School Day
- Golden Sneaker Contest
- Ongoing Walk and Roll Events

↑ BACK TO TOP

*To view completed Site Assessments visit
<https://alamedacountysr2s.org/our-program/school-safety-assessments>

Sources

NOTE: Due to the COVID-19 pandemic, the Alameda County SR2S Program was not able to collect student hand tallies for the 2019-2020 school year as planned.

Enrollment: California Department of Education. Enrollment by School 2019-20.

School Champions: SR2S Site Coordinator School Evaluation.

Title One: Reflects program eligibility based on the federal threshold of 40% of students who qualify for the Free and Reduced Lunch Program.

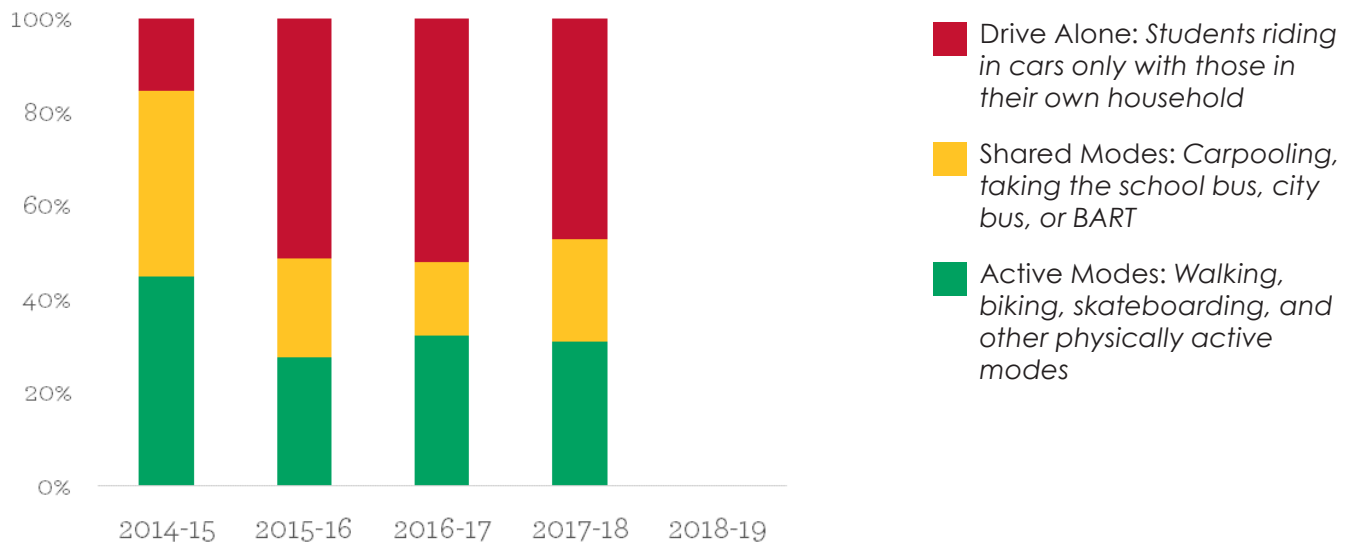
Non-white/Hispanic: California Department of Education. Enrollment by School 2019-20.

Free/Reduced-Price Meals: California Department of Education. Unduplicated Student Poverty-FRPM Data 2019-20.

Historic Mode Split and Changes in Travel Behavior: Student Hand Tallies



Historic Mode Split



Changes in Travel Behavior

From 2014-15 to 2017-18

- 14% active transportation trips
- 18% shared trips
- 32% drive-alone trips

Top Parent/Caregiver Concerns

(2018-19)

- Insufficient data available



Washington High

Fremont Unified School District



School Profile

Type: High School

Enrollment: 1930

Charter School: No

Enrolled in Access Safe Routes Program: Not Enrolled

Site Assessment Completed: 2017*

School Champions: 0



Demographics

Title One School: No

80% of school population identifies as non-white or Hispanic

27% of students qualify for free/reduced-price meals

2019-2020 Activities

- No Reported Activities

2018-2019 Activities

- No Reported Activities

↑ BACK TO TOP

*To view completed Site Assessments visit
<https://alamedacountysr2s.org/our-program/school-safety-assessments>

Sources

NOTE: Due to the COVID-19 pandemic, the Alameda County SR2S Program was not able to collect student hand tallies for the 2019-2020 school year as planned.

Enrollment: California Department of Education. Enrollment by School 2019-20.

School Champions: SR2S Site Coordinator School Evaluation.

Title One: Reflects program eligibility based on the federal threshold of 40% of students who qualify for the Free and Reduced Lunch Program.

Non-white/Hispanic: California Department of Education. Enrollment by School 2019-20.

Free/Reduced-Price Meals: California Department of Education. Unduplicated Student Poverty-FRPM Data 2019-20.

Historic Mode Split and Changes in Travel Behavior: Student Hand Tallies



alamedacountysr2s.org info@alamedacountysr2s.org



The Alameda County Safe Routes to Schools Program is a program of the Alameda County Transportation Commission (alamedactc.org) and is funded with Alameda County's local sales tax Measure B, regional, state and federal funds.

Historic Mode Split



- Drive Alone: Students riding in cars only with those in their own household
- Shared Modes: Carpooling, taking the school bus, city bus, or BART
- Active Modes: Walking, biking, skateboarding, and other physically active modes

Changes in Travel Behavior

From N/A to N/A

N/A active transportation trips

N/A shared trips

N/A drive-alone trips

Top Parent/Caregiver Concerns

(2018-19)

- Insufficient data available



Hayward Unified School District

[↑ BACK TO TOP](#)



alamedacountysr2s.org info@alamedacountysr2s.org

The Alameda County Safe Routes to Schools Program is a program of the Alameda County Transportation Commission (alamedactc.org) and is funded with Alameda County's local sales tax Measure B, regional, state and federal funds.

Anthony W. Ochoa Middle

Hayward Unified School District



School Profile

Type: Intermediate/Middle/Junior High

Enrollment: 538

Charter School: No

Enrolled in Access Safe Routes Program: Yes

Site Assessment Completed: Not Completed*

School Champions: 0

Participating in Free + Means-Tested Transit Pass Program

21% of eligible students received Clipper Cards



Demographics

Title One School: Yes

97% of school population identifies as non-white or Hispanic

68% of students qualify for free/reduced-price meals

2019-2020 Activities

- Drive Your Bike

2018-2019 Activities

- Not Enrolled in 2018-2019 School Year

↑ BACK TO TOP

*To view completed Site Assessments visit
<https://alamedacountysr2s.org/our-program/school-safety-assessments>

Sources

NOTE: Due to the COVID-19 pandemic, the Alameda County SR2S Program was not able to collect student hand tallies for the 2019-2020 school year as planned.

Enrollment: California Department of Education. Enrollment by School 2019-20.

School Champions: SR2S Site Coordinator School Evaluation.

Title One: Reflects program eligibility based on the federal threshold of 40% of students who qualify for the Free and Reduced Lunch Program.

Non-white/Hispanic: California Department of Education. Enrollment by School 2019-20.

Free/Reduced-Price Meals: California Department of Education. Unduplicated Student Poverty-FRPM Data 2019-20.

Historic Mode Split and Changes in Travel Behavior: Student Hand Tallies



Historic Mode Split



- Drive Alone: Students riding in cars only with those in their own household
- Shared Modes: Carpooling, taking the school bus, city bus, or BART
- Active Modes: Walking, biking, skateboarding, and other physically active modes

Changes in Travel Behavior

From N/A to N/A

N/A active transportation trips

N/A shared trips

N/A drive-alone trips

Top Parent/Caregiver Concerns

(2018-19)

- Insufficient data available

[↑ BACK TO TOP](#)



Bowman Elementary

Hayward Unified School District

BOWMAN ELEMENTARY SCHOOL



School Profile

Type: Elementary

Enrollment: 316

Charter School: No

Enrolled in Access Safe Routes Program: Not Enrolled

Site Assessment Completed: 2015*

School Champions: 0



Demographics

Title One School: Yes

97% of school population identifies as non-white or Hispanic

76% of students qualify for free/reduced-price meals

↑ BACK TO TOP

*To view completed Site Assessments visit
<https://alamedacountysr2s.org/our-program/school-safety-assessments>

Sources

NOTE: Due to the COVID-19 pandemic, the Alameda County SR2S Program was not able to collect student hand tallies for the 2019-2020 school year as planned.

Enrollment: California Department of Education. Enrollment by School 2019-20.

School Champions: SR2S Site Coordinator School Evaluation.

Title One: Reflects program eligibility based on the federal threshold of 40% of students who qualify for the Free and Reduced Lunch Program.

Non-white/Hispanic: California Department of Education. Enrollment by School 2019-20.

Free/Reduced-Price Meals: California Department of Education. Unduplicated Student Poverty-FRPM Data 2019-20.

Historic Mode Split and Changes in Travel Behavior: Student Hand Tallies



alamedacountysr2s.org info@alamedacountysr2s.org

2019-2020 Activities

- International Walk and Roll to School Day

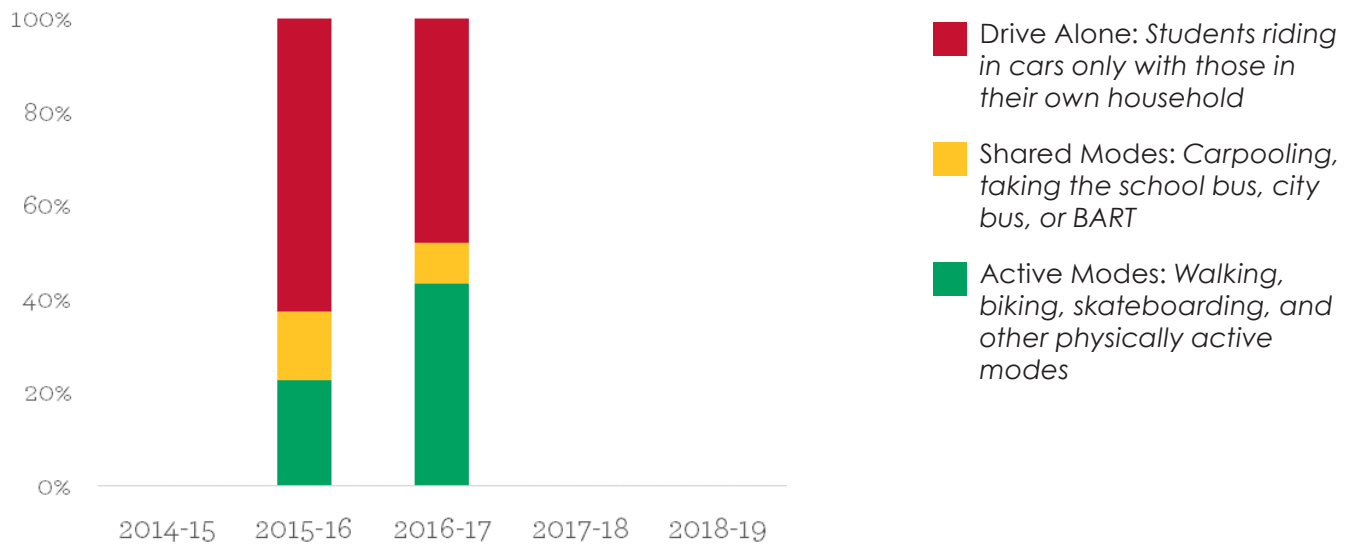
2018-2019 Activities

- No Reported Activities
- Pedestrian Rodeo
- Bike Rodeo



The Alameda County Safe Routes to Schools Program is a program of the Alameda County Transportation Commission (alamedactc.org) and is funded with Alameda County's local sales tax Measure B, regional, state and federal funds.

Historic Mode Split



Changes in Travel Behavior

From 2015-16 to 2016-17

21% active transportation trips

-6% shared trips

-15% drive-alone trips

Top Parent/Caregiver Concerns

(2018-19)

- Insufficient data available

Bret Harte Middle (Hayward)

Hayward Unified School District



School Profile

Type: Intermediate/Middle/Junior High

Enrollment: 632

Charter School: No

Enrolled in Access Safe Routes Program: Not Enrolled

Site Assessment Completed: 2017*

School Champions: 1

Participating in Free + Means-Tested Transit Pass Program

78% of eligible students received Clipper Cards



Demographics

Title One School: Yes

93% of school population identifies as non-white or Hispanic

68% of students qualify for free/reduced-price meals

↑ BACK TO TOP

*To view completed Site Assessments visit
<https://alamedacountysr2s.org/our-program/school-safety-assessments>

Sources

NOTE: Due to the COVID-19 pandemic, the Alameda County SR2S Program was not able to collect student hand tallies for the 2019-2020 school year as planned.

Enrollment: California Department of Education. Enrollment by School 2019-20.

School Champions: SR2S Site Coordinator School Evaluation.

Title One: Reflects program eligibility based on the federal threshold of 40% of students who qualify for the Free and Reduced Lunch Program.

Non-white/Hispanic: California Department of Education. Enrollment by School 2019-20.

Free/Reduced-Price Meals: California Department of Education. Unduplicated Student Poverty-FRPM Data 2019-20.

Historic Mode Split and Changes in Travel Behavior: Student Hand Tallies



alamedacountysr2s.org info@alamedacountysr2s.org

2019-2020 Activities

- Alameda County BikeMobile Visit

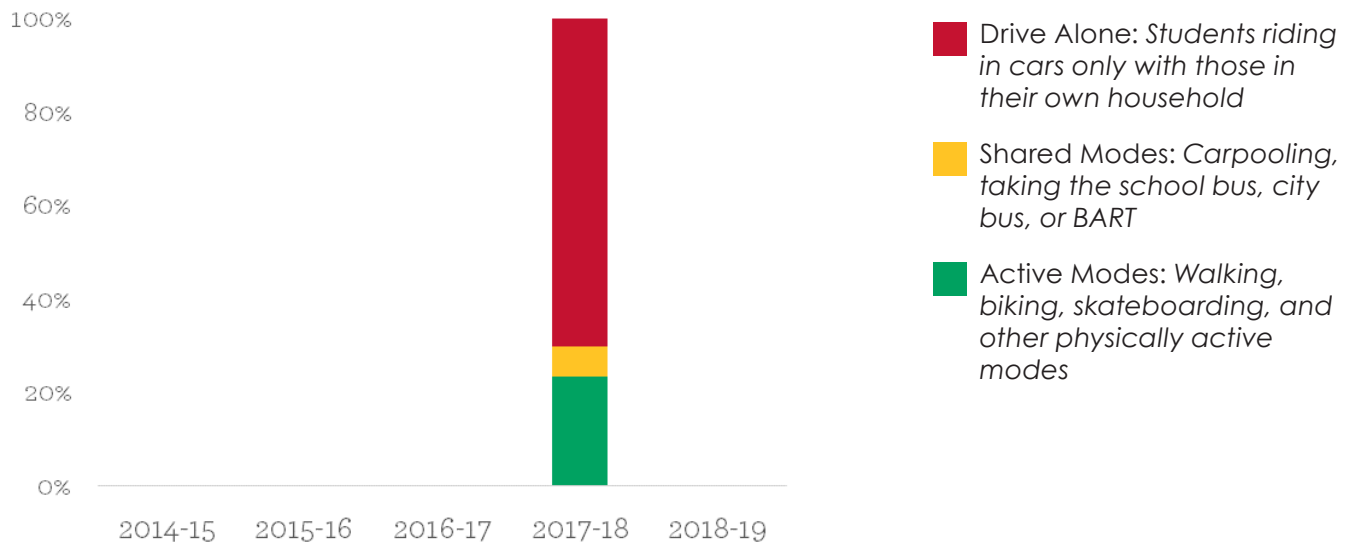
2018-2019 Activities

- Drive Your Bike
- Alameda County BikeMobile Visit



The Alameda County Safe Routes to Schools Program is a program of the Alameda County Transportation Commission (alamedactc.org) and is funded with Alameda County's local sales tax Measure B, regional, state and federal funds.

Historic Mode Split



Changes in Travel Behavior

From 2013-14 to 2017-18

- 5% active transportation trips
- 7% shared trips
- 12% drive-alone trips

Top Parent/Caregiver Concerns

(2018-19)

- Insufficient data available



Burbank Elementary

Hayward Unified School District



HAYWARD UNIFIED
SCHOOL DISTRICT
Building A Culture Of Learning. All Means All.



School Profile

Type: Elementary

Enrollment: 869

Charter School: No

Enrolled in Access Safe Routes Program: Not Enrolled

Site Assessment Completed: 2016*

School Champions: 1



Demographics

Title One School: Yes

98% of school population identifies as non-white or Hispanic

72% of students qualify for free/reduced-price meals

2019-2020 Activities

- Golden Sneaker Contest

2018-2019 Activities

- Alameda County BikeMobile Visit

↑ BACK TO TOP

*To view completed Site Assessments visit

<https://alamedacountysr2s.org/our-program/school-safety-assessments>

Sources

NOTE: Due to the COVID-19 pandemic, the Alameda County SR2S Program was not able to collect student hand tallies for the 2019-2020 school year as planned.

Enrollment: California Department of Education. Enrollment by School 2019-20.

School Champions: SR2S Site Coordinator School Evaluation.

Title One: Reflects program eligibility based on the federal threshold of 40% of students who qualify for the Free and Reduced Lunch Program.

Non-white/Hispanic: California Department of Education. Enrollment by School 2019-20.

Free/Reduced-Price Meals: California Department of Education. Unduplicated Student Poverty-FRPM Data 2019-20.

Historic Mode Split and Changes in Travel Behavior: Student Hand Tallies

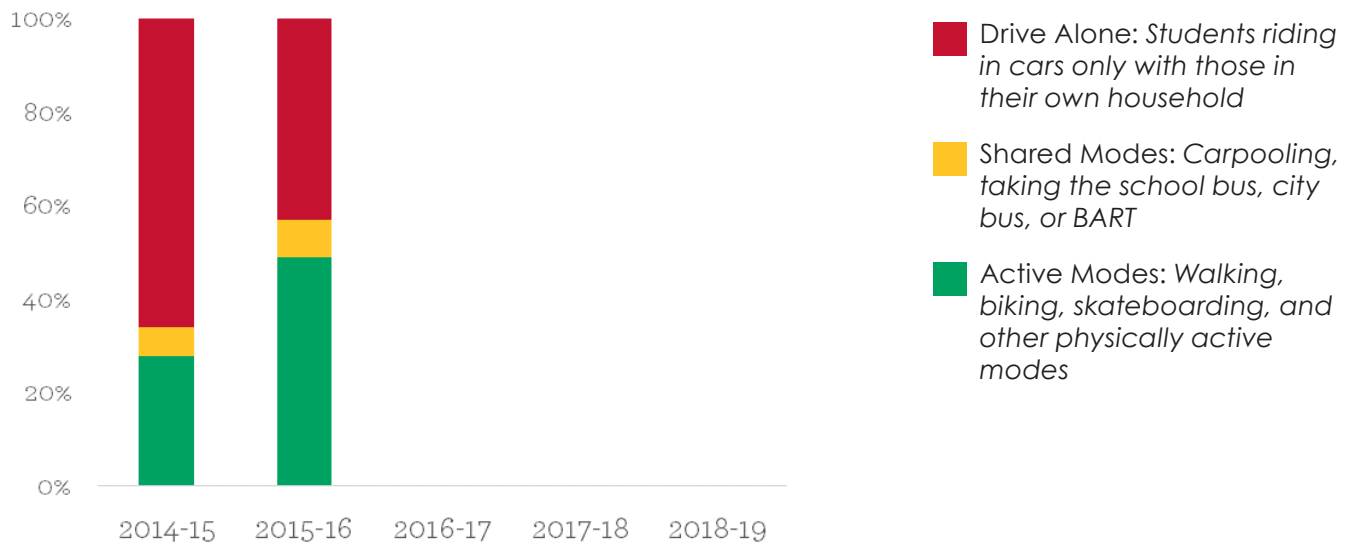


alamedacountysr2s.org info@alamedacountysr2s.org



The Alameda County Safe Routes to Schools Program is a program of the Alameda County Transportation Commission (alamedactc.org) and is funded with Alameda County's local sales tax Measure B, regional, state and federal funds.

Historic Mode Split



Changes in Travel Behavior

From 2014-15 to 2015-16

21% active transportation trips

2% shared trips

-23% drive-alone trips

Top Parent/Caregiver Concerns

(2018-19)

- Insufficient data available



Cesar Chavez Middle (Hayward)

Hayward Unified School District



HAYWARD UNIFIED
SCHOOL DISTRICT
Building A Culture Of Learning. All Means All.



School Profile

Type: Intermediate/Middle/Junior High

Enrollment: 537

Charter School: No

Enrolled in Access Safe Routes Program: Not Enrolled

Site Assessment Completed: 2018*

School Champions: 1

Participating in Free + Means-Tested Transit Pass Program

64% of eligible students received Clipper Cards



Demographics

Title One School: Yes

98% of school population identifies as non-white or Hispanic

75% of students qualify for free/reduced-price meals

↑ BACK TO TOP

*To view completed Site Assessments visit
<https://alamedacountysr2s.org/our-program/school-safety-assessments>

Sources

NOTE: Due to the COVID-19 pandemic, the Alameda County SR2S Program was not able to collect student hand tallies for the 2019-2020 school year as planned.

Enrollment: California Department of Education. Enrollment by School 2019-20.

School Champions: SR2S Site Coordinator School Evaluation.

Title One: Reflects program eligibility based on the federal threshold of 40% of students who qualify for the Free and Reduced Lunch Program.

Non-white/Hispanic: California Department of Education. Enrollment by School 2019-20.

Free/Reduced-Price Meals: California Department of Education. Unduplicated Student Poverty-FRPM Data 2019-20.

Historic Mode Split and Changes in Travel Behavior: Student Hand Tallies



alamedacountysr2s.org info@alamedacountysr2s.org

2019-2020 Activities

- Drive Your Bike
- International Walk and Roll to School Day

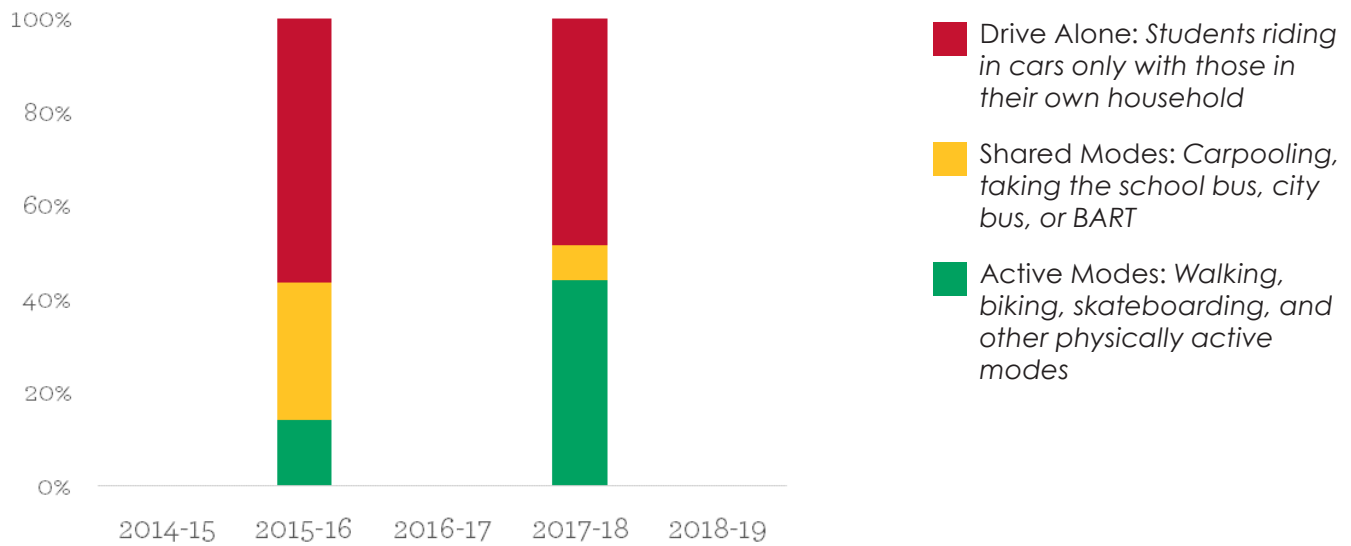
2018-2019 Activities

- Drive Your Bike



The Alameda County Safe Routes to Schools Program is a program of the Alameda County Transportation Commission (alamedactc.org) and is funded with Alameda County's local sales tax Measure B, regional, state and federal funds.

Historic Mode Split



Changes in Travel Behavior

From 2015-16 to 2017-18

30% active transportation trips

-22% shared trips

-8% drive-alone trips

Top Parent/Caregiver Concerns

(2018-19)

- Insufficient data available



Cherryland Elementary

Hayward Unified School District



School Profile

Type: Elementary

Enrollment: 791

Charter School: No

Enrolled in Access Safe Routes Program: Not Enrolled

Site Assessment Completed: 2017*

School Champions: 1



Demographics

Title One School: Yes

98% of school population identifies as non-white or Hispanic

73% of students qualify for free/reduced-price meals

2019-2020 Activities

- Walking School Bus
- Golden Sneaker Contest

2018-2019 Activities

- Alameda County BikeMobile Visit
- Bike to School Day
- International Walk and Roll to School Day
- Golden Sneaker Contest

↑ BACK TO TOP

*To view completed Site Assessments visit
<https://alamedacountysr2s.org/our-program/school-safety-assessments>

Sources

NOTE: Due to the COVID-19 pandemic, the Alameda County SR2S Program was not able to collect student hand tallies for the 2019-2020 school year as planned.

Enrollment: California Department of Education. Enrollment by School 2019-20.

School Champions: SR2S Site Coordinator School Evaluation.

Title One: Reflects program eligibility based on the federal threshold of 40% of students who qualify for the Free and Reduced Lunch Program.

Non-white/Hispanic: California Department of Education. Enrollment by School 2019-20.

Free/Reduced-Price Meals: California Department of Education. Unduplicated Student Poverty-FRPM Data 2019-20.

Historic Mode Split and Changes in Travel Behavior: Student Hand Tallies

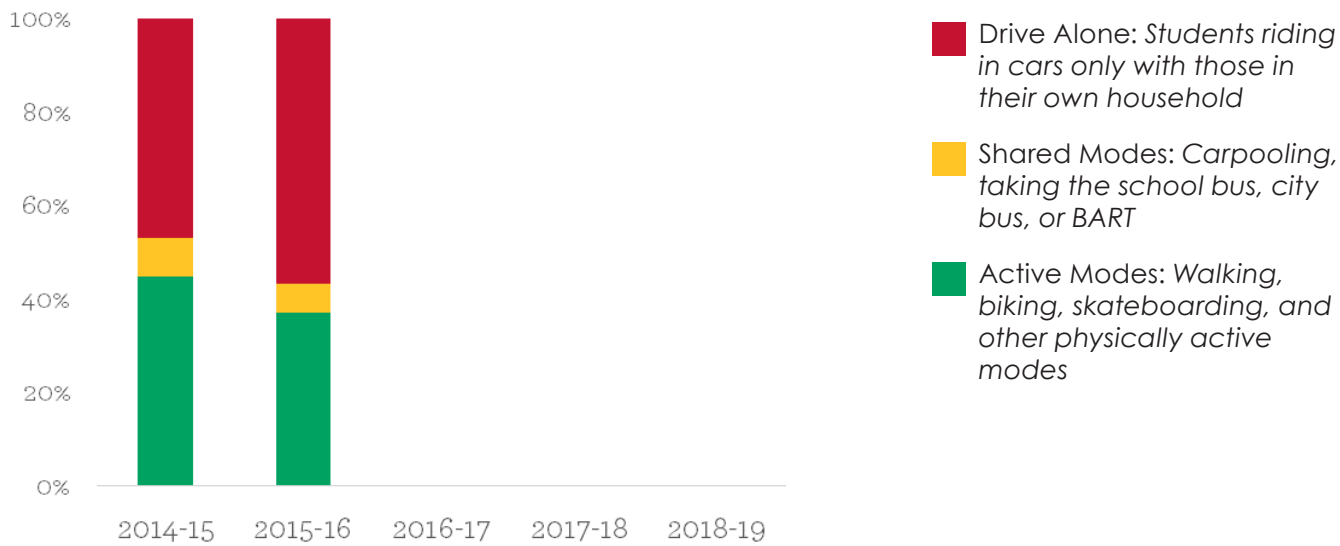


alamedacountysr2s.org info@alamedacountysr2s.org



The Alameda County Safe Routes to Schools Program is a program of the Alameda County Transportation Commission (alamedactc.org) and is funded with Alameda County's local sales tax Measure B, regional, state and federal funds.

Historic Mode Split



Changes in Travel Behavior

From 2014-15 to 2015-16

- 8% active transportation trips
- 2% shared trips
- 10% drive-alone trips

Top Parent/Caregiver Concerns

(2018-19)

- Insufficient data available



East Avenue Elementary

Hayward Unified School District



School Profile

Type: Elementary

Enrollment: 561

Charter School: No

Enrolled in Access Safe Routes Program: Not Enrolled

Site Assessment Completed: 2017*

School Champions: 1



Demographics

Title One School: Yes

90% of school population identifies as non-white or Hispanic

67% of students qualify for free/reduced-price meals

↑ BACK TO TOP

*To view completed Site Assessments visit
<https://alamedacountysr2s.org/our-program/school-safety-assessments>

Sources

NOTE: Due to the COVID-19 pandemic, the Alameda County SR2S Program was not able to collect student hand tallies for the 2019-2020 school year as planned.

Enrollment: California Department of Education. Enrollment by School 2019-20.

School Champions: SR2S Site Coordinator School Evaluation.

Title One: Reflects program eligibility based on the federal threshold of 40% of students who qualify for the Free and Reduced Lunch Program.

Non-white/Hispanic: California Department of Education. Enrollment by School 2019-20.

Free/Reduced-Price Meals: California Department of Education. Unduplicated Student Poverty-FRPM Data 2019-20.

Historic Mode Split and Changes in Travel Behavior: Student Hand Tallies



alamedacountysr2s.org info@alamedacountysr2s.org

2019-2020 Activities

- Alameda County BikeMobile Visit
- International Walk and Roll to School Day

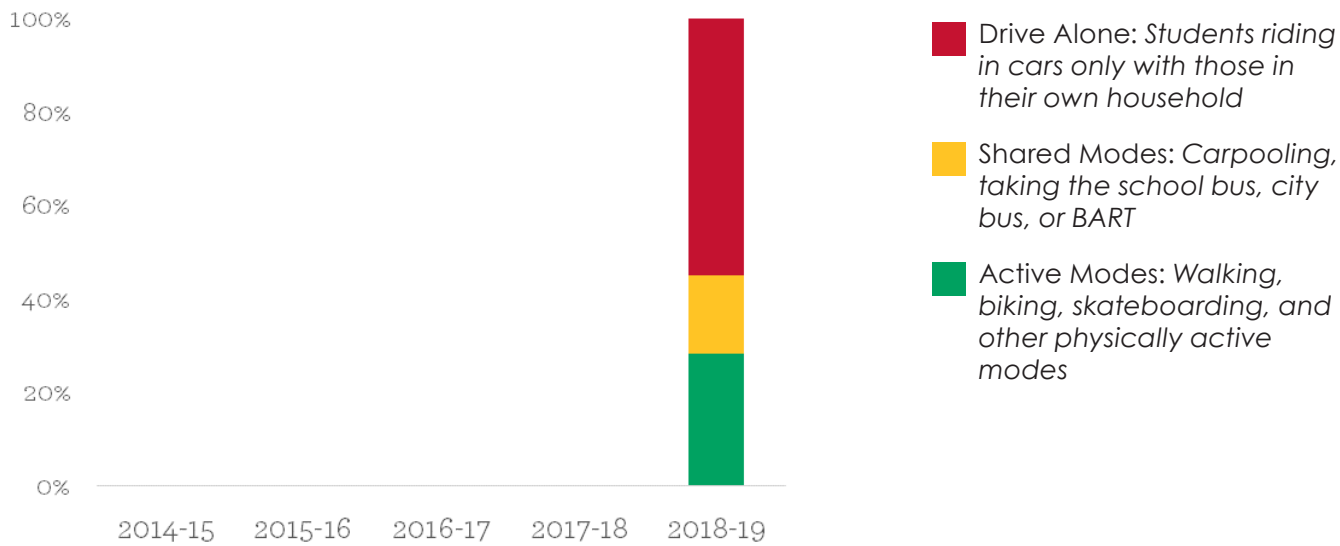
2018-2019 Activities

- Alameda County BikeMobile Visit
- International Walk and Roll to School Day



The Alameda County Safe Routes to Schools Program is a program of the Alameda County Transportation Commission (alamedactc.org) and is funded with Alameda County's local sales tax Measure B, regional, state and federal funds.

Historic Mode Split



Changes in Travel Behavior

From N/A to N/A

N/A active transportation trips

N/A shared trips

N/A drive-alone trips

Top Parent/Caregiver Concerns

(2018-19)

- Insufficient data available



Fairview Elementary

Hayward Unified School District



School Profile

Type: Elementary

Enrollment: 516

Charter School: No

Enrolled in Access Safe Routes Program: Not Enrolled

Site Assessment Completed: 2017*

School Champions: 1



Demographics

Title One School: Yes

95% of school population identifies as non-white or Hispanic

71% of students qualify for free/reduced-price meals

↑ BACK TO TOP

*To view completed Site Assessments visit
<https://alamedacountysr2s.org/our-program/school-safety-assessments>

Sources

NOTE: Due to the COVID-19 pandemic, the Alameda County SR2S Program was not able to collect student hand tallies for the 2019-2020 school year as planned.

Enrollment: California Department of Education. Enrollment by School 2019-20.

School Champions: SR2S Site Coordinator School Evaluation.

Title One: Reflects program eligibility based on the federal threshold of 40% of students who qualify for the Free and Reduced Lunch Program.

Non-white/Hispanic: California Department of Education. Enrollment by School 2019-20.

Free/Reduced-Price Meals: California Department of Education. Unduplicated Student Poverty-FRPM Data 2019-20.

Historic Mode Split and Changes in Travel Behavior: Student Hand Tallies



alamedacountysr2s.org info@alamedacountysr2s.org

2019-2020 Activities

- Pedestrian Rodeo
- Alameda County BikeMobile Visit
- International Walk and Roll to School Day
- Golden Sneaker Contest

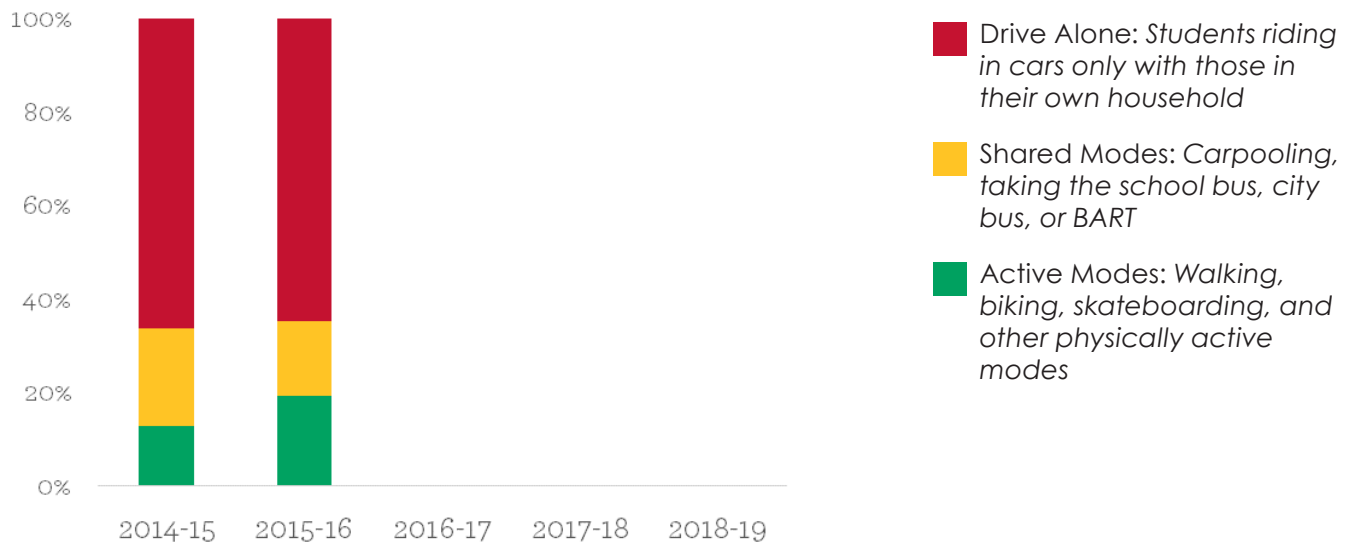
2018-2019 Activities

- Pedestrian Rodeo
- Bike Rodeo



The Alameda County Safe Routes to Schools Program is a program of the Alameda County Transportation Commission (alamedactc.org) and is funded with Alameda County's local sales tax Measure B, regional, state and federal funds.

Historic Mode Split



Changes in Travel Behavior

From 2013-14 to 2015-16

- 8% active transportation trips
- 10% shared trips
- 18% drive-alone trips

Top Parent/Caregiver Concerns

(2018-19)

- Insufficient data available



Faith Ringgold School of Arts and Science

Hayward Unified School District



HAYWARD UNIFIED
SCHOOL DISTRICT
Building A Culture Of Learning. All At Once. All.



School Profile

Type: Elementary

Enrollment: 138

Charter School: No

Enrolled in Access Safe Routes Program: Not Enrolled

Site Assessment Completed: 2017*

School Champions: 2



Demographics

Title One School: Yes

95% of school population identifies as non-white or Hispanic

80% of students qualify for free/reduced-price meals

↑ BACK TO TOP

*To view completed Site Assessments visit
<https://alamedacountysr2s.org/our-program/school-safety-assessments>

Sources

NOTE: Due to the COVID-19 pandemic, the Alameda County SR2S Program was not able to collect student hand tallies for the 2019-2020 school year as planned.

Enrollment: California Department of Education. Enrollment by School 2019-20.

School Champions: SR2S Site Coordinator School Evaluation.

Title One: Reflects program eligibility based on the federal threshold of 40% of students who qualify for the Free and Reduced Lunch Program.

Non-white/Hispanic: California Department of Education. Enrollment by School 2019-20.

Free/Reduced-Price Meals: California Department of Education. Unduplicated Student Poverty-FRPM Data 2019-20.

Historic Mode Split and Changes in Travel Behavior: Student Hand Tallies



alamedacountysr2s.org info@alamedacountysr2s.org

2019-2020 Activities

- Pedestrian Rodeo
- Alameda County BikeMobile Visit
- International Walk and Roll to School Day

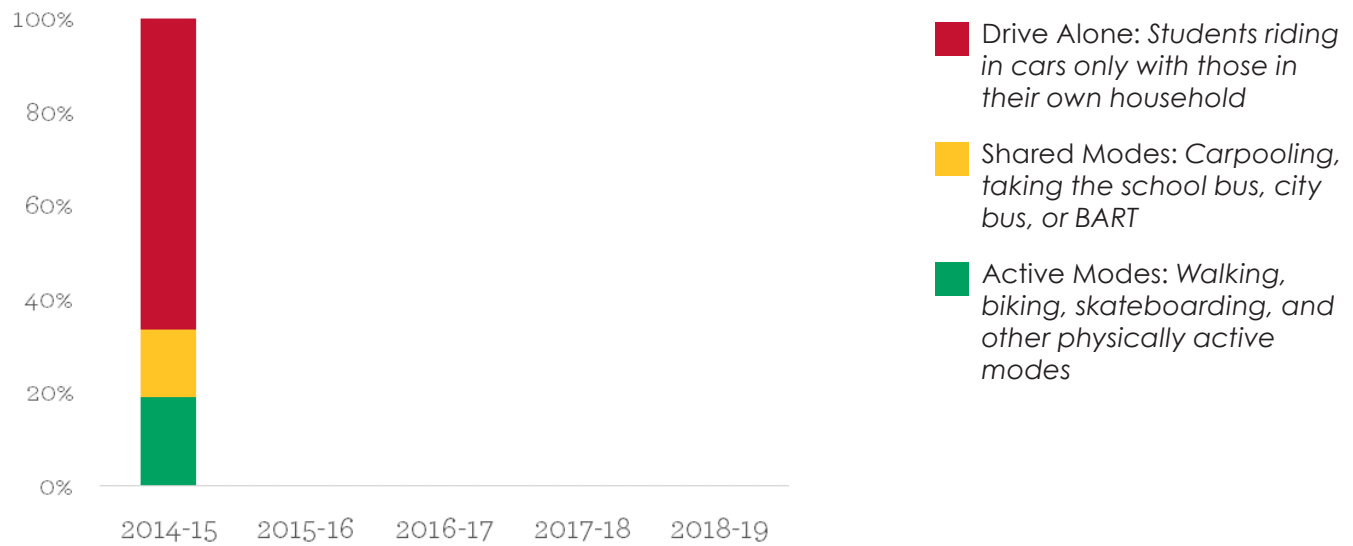
2018-2019 Activities

- Alameda County BikeMobile Visit
- Golden Sneaker Contest



The Alameda County Safe Routes to Schools Program is a program of the Alameda County Transportation Commission (alamedactc.org) and is funded with Alameda County's local sales tax Measure B, regional, state and federal funds.

Historic Mode Split



Changes in Travel Behavior

From 2014-15 to 2014-15

N/A active transportation trips

N/A shared trips

N/A drive-alone trips

Top Parent/Caregiver Concerns

(2018-19)

- Insufficient data available



Golden Oak Montessori of Hayward

Hayward Unified School District



School Profile

Type: Elementary

Enrollment: 274

Charter School: Yes

Enrolled in Access Safe Routes Program: Not Enrolled

Site Assessment Completed: 2017*

School Champions: 1



Demographics

Title One School: No

75% of school population identifies as non-white or Hispanic

21% of students qualify for free/reduced-price meals

↑ BACK TO TOP

*To view completed Site Assessments visit
<https://alamedacountysr2s.org/our-program/school-safety-assessments>

Sources

NOTE: Due to the COVID-19 pandemic, the Alameda County SR2S Program was not able to collect student hand tallies for the 2019-2020 school year as planned.

Enrollment: California Department of Education. Enrollment by School 2019-20.

School Champions: SR2S Site Coordinator School Evaluation.

Title One: Reflects program eligibility based on the federal threshold of 40% of students who qualify for the Free and Reduced Lunch Program.

Non-white/Hispanic: California Department of Education. Enrollment by School 2019-20.

Free/Reduced-Price Meals: California Department of Education. Unduplicated Student Poverty-FRPM Data 2019-20.

Historic Mode Split and Changes in Travel Behavior: Student Hand Tallies



alamedacountysr2s.org info@alamedacountysr2s.org

2019-2020 Activities

- Bike Train
- Alameda County BikeMobile Visit
- International Walk and Roll to School Day
- Golden Sneaker Contest

2018-2019 Activities

- Alameda County BikeMobile Visit
- Bike to School Day
- Golden Sneaker Contest



The Alameda County Safe Routes to Schools Program is a program of the Alameda County Transportation Commission (alamedactc.org) and is funded with Alameda County's local sales tax Measure B, regional, state and federal funds.

Historic Mode Split



- Drive Alone: Students riding in cars only with those in their own household
- Shared Modes: Carpooling, taking the school bus, city bus, or BART
- Active Modes: Walking, biking, skateboarding, and other physically active modes

Changes in Travel Behavior

From N/A to N/A

N/A active transportation trips

N/A shared trips

N/A drive-alone trips

Top Parent/Caregiver Concerns

(2018-19)

- Insufficient data available

[↑ BACK TO TOP](#)



Harder Elementary

Hayward Unified School District



School Profile

Type: Elementary

Enrollment: 466

Charter School: No

Enrolled in Access Safe Routes Program: Not Enrolled

Site Assessment Completed: Not Completed*

School Champions: 1



Demographics

Title One School: Yes

98% of school population identifies as non-white or Hispanic

74% of students qualify for free/reduced-price meals

2019-2020 Activities

- Pedestrian Rodeo

2018-2019 Activities

- Pedestrian Rodeo
- Bike Rodeo

↑ BACK TO TOP

*To view completed Site Assessments visit
<https://alamedacountysr2s.org/our-program/school-safety-assessments>

Sources

NOTE: Due to the COVID-19 pandemic, the Alameda County SR2S Program was not able to collect student hand tallies for the 2019-2020 school year as planned.

Enrollment: California Department of Education. Enrollment by School 2019-20.

School Champions: SR2S Site Coordinator School Evaluation.

Title One: Reflects program eligibility based on the federal threshold of 40% of students who qualify for the Free and Reduced Lunch Program.

Non-white/Hispanic: California Department of Education. Enrollment by School 2019-20.

Free/Reduced-Price Meals: California Department of Education. Unduplicated Student Poverty-FRPM Data 2019-20.

Historic Mode Split and Changes in Travel Behavior: Student Hand Tallies

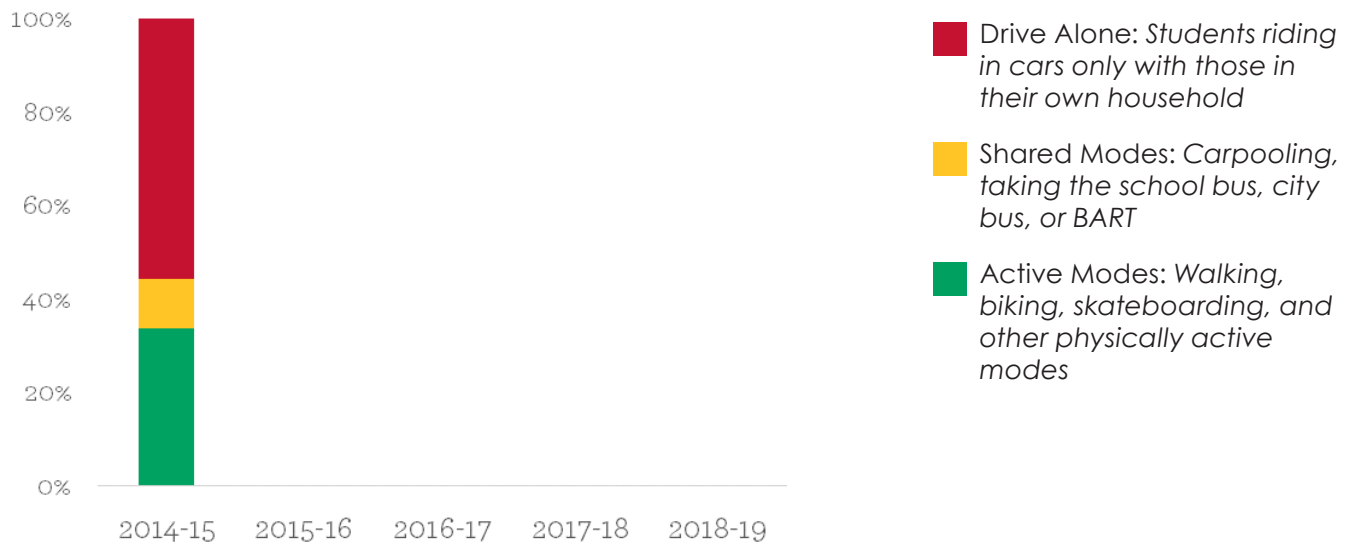


alamedacountysr2s.org info@alamedacountysr2s.org



The Alameda County Safe Routes to Schools Program is a program of the Alameda County Transportation Commission (alamedactc.org) and is funded with Alameda County's local sales tax Measure B, regional, state and federal funds.

Historic Mode Split



Changes in Travel Behavior

From 2013-14 to 2014-15

- 1% active transportation trips
- 1% shared trips
- 0% drive-alone trips

Top Parent/Caregiver Concerns

(2018-19)

- Insufficient data available



Impact Academy of Arts & Technology

Hayward Unified School District



School Profile

Type: High School

Enrollment: 844

Charter School: Yes

Enrolled in Access Safe Routes Program: Yes

Site Assessment Completed: 2020*

School Champions: 1



Demographics

Title One School: Yes

96% of school population identifies as non-white or Hispanic

60% of students qualify for free/reduced-price meals

2019-2020 Activities

- Alameda County BikeMobile Visit

2018-2019 Activities

- Not Enrolled in 2018-2019 School Year

↑ BACK TO TOP

*To view completed Site Assessments visit
<https://alamedacountysr2s.org/our-program/school-safety-assessments>

Sources

NOTE: Due to the COVID-19 pandemic, the Alameda County SR2S Program was not able to collect student hand tallies for the 2019-2020 school year as planned.

Enrollment: California Department of Education. Enrollment by School 2019-20.

School Champions: SR2S Site Coordinator School Evaluation.

Title One: Reflects program eligibility based on the federal threshold of 40% of students who qualify for the Free and Reduced Lunch Program.

Non-white/Hispanic: California Department of Education. Enrollment by School 2019-20.

Free/Reduced-Price Meals: California Department of Education. Unduplicated Student Poverty-FRPM Data 2019-20.

Historic Mode Split and Changes in Travel Behavior: Student Hand Tallies



Historic Mode Split



- Drive Alone: Students riding in cars only with those in their own household
- Shared Modes: Carpooling, taking the school bus, city bus, or BART
- Active Modes: Walking, biking, skateboarding, and other physically active modes

Changes in Travel Behavior

From N/A to N/A

N/A active transportation trips

N/A shared trips

N/A drive-alone trips

Top Parent/Caregiver Concerns

(2018-19)

- Insufficient data available

[↑ BACK TO TOP](#)



Lorin A. Eden Elementary

Hayward Unified School District



LORIN EDEN
ELEMENTARY SCHOOL



School Profile

Type: Elementary

Enrollment: 370

Charter School: No

Enrolled in Access Safe Routes Program: Yes

Site Assessment Completed: Not Completed*

School Champions: 1



Demographics

Title One School: Yes

98% of school population identifies as non-white or Hispanic

58% of students qualify for free/reduced-price meals

2019-2020 Activities

- International Walk and Roll to School Day
- Golden Sneaker Contest
- Ongoing Walk and Roll Events

2018-2019 Activities

- Not Enrolled in 2018-2019 School Year

↑ BACK TO TOP

*To view completed Site Assessments visit
<https://alamedacountysr2s.org/our-program/school-safety-assessments>

Sources

NOTE: Due to the COVID-19 pandemic, the Alameda County SR2S Program was not able to collect student hand tallies for the 2019-2020 school year as planned.

Enrollment: California Department of Education. Enrollment by School 2019-20.

School Champions: SR2S Site Coordinator School Evaluation.

Title One: Reflects program eligibility based on the federal threshold of 40% of students who qualify for the Free and Reduced Lunch Program.

Non-white/Hispanic: California Department of Education. Enrollment by School 2019-20.

Free/Reduced-Price Meals: California Department of Education. Unduplicated Student Poverty-FRPM Data 2019-20.

Historic Mode Split and Changes in Travel Behavior: Student Hand Tallies



alamedacountysr2s.org info@alamedacountysr2s.org



The Alameda County Safe Routes to Schools Program is a program of the Alameda County Transportation Commission (alamedactc.org) and is funded with Alameda County's local sales tax Measure B, regional, state and federal funds.

Historic Mode Split



- Drive Alone: Students riding in cars only with those in their own household
- Shared Modes: Carpooling, taking the school bus, city bus, or BART
- Active Modes: Walking, biking, skateboarding, and other physically active modes

Changes in Travel Behavior

From N/A to N/A

N/A active transportation trips

N/A shared trips

N/A drive-alone trips

Top Parent/Caregiver Concerns

(2018-19)

- Insufficient data available



Martin Luther King, Jr. Middle (Hayward)

Hayward Unified School District



School Profile

Type: Intermediate/Middle/Junior High

Enrollment: 747

Charter School: No

Enrolled in Access Safe Routes Program: Not Enrolled

Site Assessment Completed: 2017*

School Champions: 0

Participating in Free + Means-Tested Transit Pass Program

7% of eligible students received Clipper Cards



Demographics

Title One School: Yes

96% of school population identifies as non-white or Hispanic

71% of students qualify for free/reduced-price meals

2019-2020 Activities

- No Reported Activities

2018-2019 Activities

- No Reported Activities

↑ BACK TO TOP

*To view completed Site Assessments visit
<https://alamedacountysr2s.org/our-program/school-safety-assessments>

Sources

NOTE: Due to the COVID-19 pandemic, the Alameda County SR2S Program was not able to collect student hand tallies for the 2019-2020 school year as planned.

Enrollment: California Department of Education. Enrollment by School 2019-20.

School Champions: SR2S Site Coordinator School Evaluation.

Title One: Reflects program eligibility based on the federal threshold of 40% of students who qualify for the Free and Reduced Lunch Program.

Non-white/Hispanic: California Department of Education. Enrollment by School 2019-20.

Free/Reduced-Price Meals: California Department of Education. Unduplicated Student Poverty-FRPM Data 2019-20.

Historic Mode Split and Changes in Travel Behavior: Student Hand Tallies



Historic Mode Split



- Drive Alone: Students riding in cars only with those in their own household
- Shared Modes: Carpooling, taking the school bus, city bus, or BART
- Active Modes: Walking, biking, skateboarding, and other physically active modes

Changes in Travel Behavior

From N/A to N/A

N/A active transportation trips

N/A shared trips

N/A drive-alone trips

Top Parent/Caregiver Concerns

(2018-19)

- Insufficient data available

[↑ BACK TO TOP](#)



Park Elementary

Hayward Unified School District



HAYWARD UNIFIED
SCHOOL DISTRICT
Building A Culture Of Learning. All Means All.



School Profile

Type: Elementary

Enrollment: 510

Charter School: No

Enrolled in Access Safe Routes Program: Not Enrolled

Site Assessment Completed: 2017*

School Champions: 1



Demographics

Title One School: Yes

97% of school population identifies as non-white or Hispanic

81% of students qualify for free/reduced-price meals

↑ BACK TO TOP

*To view completed Site Assessments visit
<https://alamedacountysr2s.org/our-program/school-safety-assessments>

Sources

NOTE: Due to the COVID-19 pandemic, the Alameda County SR2S Program was not able to collect student hand tallies for the 2019-2020 school year as planned.

Enrollment: California Department of Education. Enrollment by School 2019-20.

School Champions: SR2S Site Coordinator School Evaluation.

Title One: Reflects program eligibility based on the federal threshold of 40% of students who qualify for the Free and Reduced Lunch Program.

Non-white/Hispanic: California Department of Education. Enrollment by School 2019-20.

Free/Reduced-Price Meals: California Department of Education. Unduplicated Student Poverty-FRPM Data 2019-20.

Historic Mode Split and Changes in Travel Behavior: Student Hand Tallies



alamedacountysr2s.org info@alamedacountysr2s.org

2019-2020 Activities

- Alameda County BikeMobile Visit
- International Walk and Roll to School Day

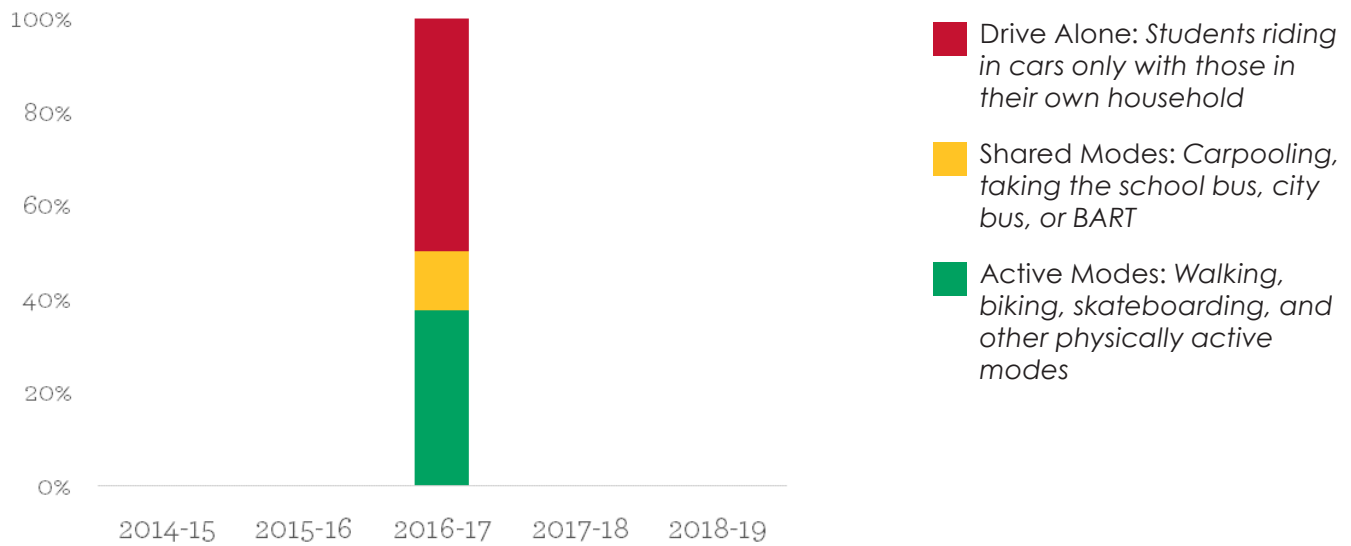
2018-2019 Activities

- Alameda County BikeMobile Visit



The Alameda County Safe Routes to Schools Program is a program of the Alameda County Transportation Commission (alamedactc.org) and is funded with Alameda County's local sales tax Measure B, regional, state and federal funds.

Historic Mode Split



Changes in Travel Behavior

From 2016-17 to 2016-17

N/A active transportation trips

N/A shared trips

N/A drive-alone trips

Top Parent/Caregiver Concerns

(2018-19)

- Insufficient data available



Schafer Park Elementary

Hayward Unified School District



School Profile

Type: Elementary

Enrollment: 786

Charter School: No

Enrolled in Access Safe Routes Program: Not Enrolled

Site Assessment Completed: 2017*

School Champions: 1



Demographics

Title One School: Yes

99% of school population identifies as non-white or Hispanic

71% of students qualify for free/reduced-price meals

2019-2020 Activities

- Alameda County BikeMobile Visit
- International Walk and Roll to School Day
- Golden Sneaker Contest

2018-2019 Activities

- Pedestrian Rodeo
- Alameda County BikeMobile Visit
- Bike to School Day
- International Walk and Roll to School Day
- Golden Sneaker Contest

↑ BACK TO TOP

*To view completed Site Assessments visit
<https://alamedacountysr2s.org/our-program/school-safety-assessments>

Sources

NOTE: Due to the COVID-19 pandemic, the Alameda County SR2S Program was not able to collect student hand tallies for the 2019-2020 school year as planned.

Enrollment: California Department of Education. Enrollment by School 2019-20.

School Champions: SR2S Site Coordinator School Evaluation.

Title One: Reflects program eligibility based on the federal threshold of 40% of students who qualify for the Free and Reduced Lunch Program.

Non-white/Hispanic: California Department of Education. Enrollment by School 2019-20.

Free/Reduced-Price Meals: California Department of Education. Unduplicated Student Poverty-FRPM Data 2019-20.

Historic Mode Split and Changes in Travel Behavior: Student Hand Tallies



alamedacountysr2s.org info@alamedacountysr2s.org



The Alameda County Safe Routes to Schools Program is a program of the Alameda County Transportation Commission (alamedactc.org) and is funded with Alameda County's local sales tax Measure B, regional, state and federal funds.

Historic Mode Split



- Drive Alone: Students riding in cars only with those in their own household
- Shared Modes: Carpooling, taking the school bus, city bus, or BART
- Active Modes: Walking, biking, skateboarding, and other physically active modes

Changes in Travel Behavior

From N/A to N/A

N/A active transportation trips

N/A shared trips

N/A drive-alone trips

Top Parent/Caregiver Concerns

(2018-19)

- Insufficient data available



Southgate Elementary

Hayward Unified School District



HAYWARD UNIFIED
SCHOOL DISTRICT
Building A Culture Of Learning. All. Always. Still.



School Profile

Type: Elementary

Enrollment: 678

Charter School: No

Enrolled in Access Safe Routes Program: Not Enrolled

Site Assessment Completed: 2018*

School Champions: 1



Demographics

Title One School: Yes

96% of school population identifies as non-white or Hispanic

61% of students qualify for free/reduced-price meals

2019-2020 Activities

- Pedestrian Rodeo
- Alameda County BikeMobile Visit

2018-2019 Activities

- Pedestrian Rodeo
- Walking School Bus
- Rock the Block Assembly
- Bike Rodeo
- Alameda County BikeMobile Visit
- Bike to School Day
- International Walk and Roll to School Day
- Golden Sneaker Contest

↑ BACK TO TOP

*To view completed Site Assessments visit

<https://alamedacountysr2s.org/our-program/school-safety-assessments>

Sources

NOTE: Due to the COVID-19 pandemic, the Alameda County SR2S Program was not able to collect student hand tallies for the 2019-2020 school year as planned.

Enrollment: California Department of Education. Enrollment by School 2019-20.

School Champions: SR2S Site Coordinator School Evaluation.

Title One: Reflects program eligibility based on the federal threshold of 40% of students who qualify for the Free and Reduced Lunch Program.

Non-white/Hispanic: California Department of Education. Enrollment by School 2019-20.

Free/Reduced-Price Meals: California Department of Education. Unduplicated Student Poverty-FRPM Data 2019-20.

Historic Mode Split and Changes in Travel Behavior: Student Hand Tallies

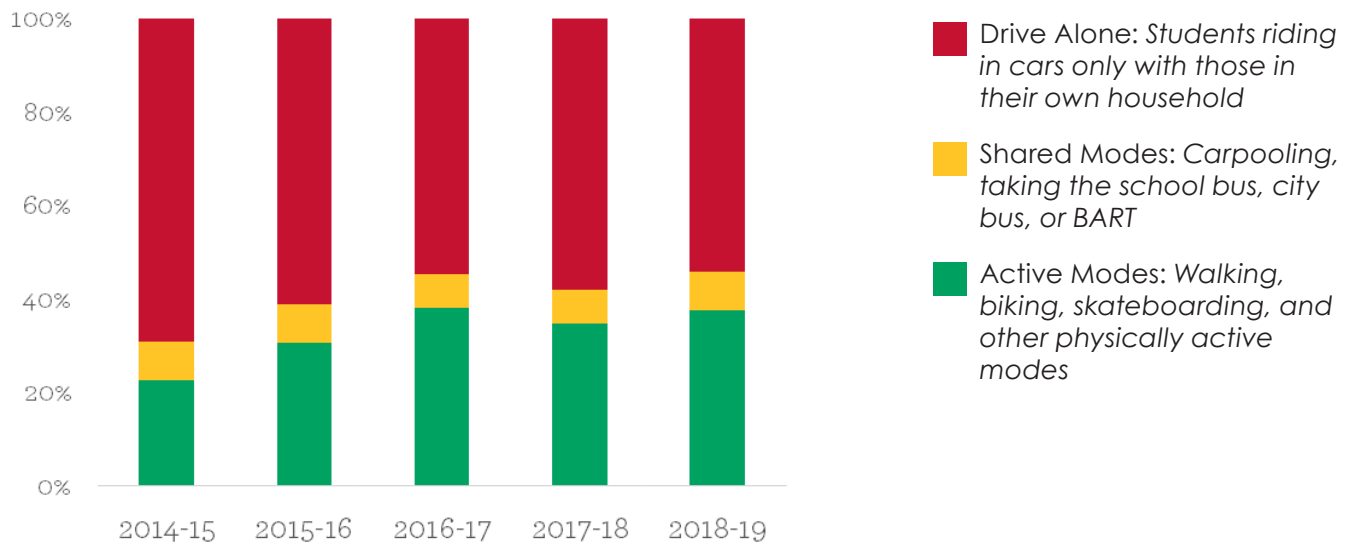


alamedacountysr2s.org info@alamedacountysr2s.org

The Alameda County Safe Routes to Schools Program is a program of the Alameda County Transportation Commission (alamedactc.org) and is funded with Alameda County's local sales tax Measure B, regional, state and federal funds.



Historic Mode Split



Changes in Travel Behavior

From 2014-15 to 2017-18

15% active transportation trips

0% shared trips

-15% drive-alone trips

Top Parent/Caregiver Concerns

(2018-19)

- Speeding cars
- Concerns about criminal activity (stranger danger, gangs, violence, or dogs)
- Poor driving behavior on streets near school (distracted driving, speeding, not yielding at crosswalks)

[↑ BACK TO TOP](#)



Strobridge Elementary

Hayward Unified School District



HAYWARD UNIFIED
SCHOOL DISTRICT
Building A Culture Of Learning. All At Once. All.



School Profile

Type: Elementary

Enrollment: 465

Charter School: No

Enrolled in Access Safe Routes Program: Not Enrolled

Site Assessment Completed: 2017*

School Champions: 1



Demographics

Title One School: Yes

95% of school population identifies as non-white or Hispanic

67% of students qualify for free/reduced-price meals

2019-2020 Activities

- Bicycle Rodeo
- Alameda County BikeMobile Visit
- International Walk and Roll to School Day

2018-2019 Activities

- Alameda County BikeMobile Visit
- Bike to School Day
- International Walk and Roll to School Day
- Golden Sneaker Contest

↑ BACK TO TOP

*To view completed Site Assessments visit

<https://alamedacountysr2s.org/our-program/school-safety-assessments>

Sources

NOTE: Due to the COVID-19 pandemic, the Alameda County SR2S Program was not able to collect student hand tallies for the 2019-2020 school year as planned.

Enrollment: California Department of Education. Enrollment by School 2019-20.

School Champions: SR2S Site Coordinator School Evaluation.

Title One: Reflects program eligibility based on the federal threshold of 40% of students who qualify for the Free and Reduced Lunch Program.

Non-white/Hispanic: California Department of Education. Enrollment by School 2019-20.

Free/Reduced-Price Meals: California Department of Education. Unduplicated Student Poverty-FRPM Data 2019-20.

Historic Mode Split and Changes in Travel Behavior: Student Hand Tallies

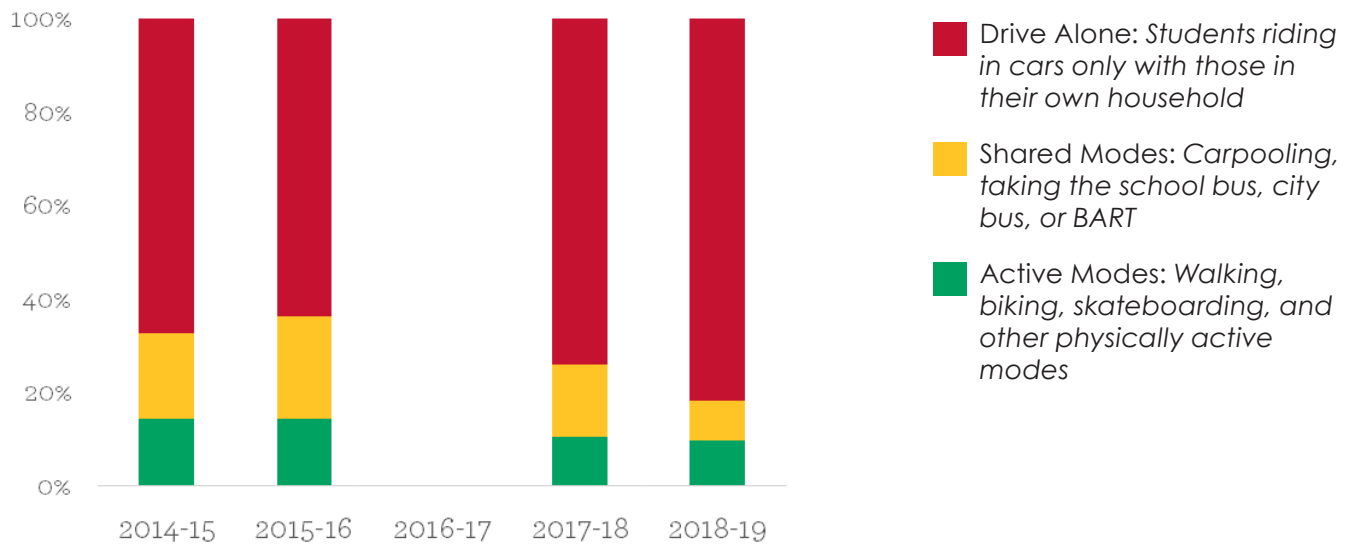


alamedacountysr2s.org info@alamedacountysr2s.org

The Alameda County Safe Routes to Schools Program is a program of the Alameda County Transportation Commission (alamedactc.org) and is funded with Alameda County's local sales tax Measure B, regional, state and federal funds.



Historic Mode Split



Changes in Travel Behavior

From 2014-15 to 2017-18

- 5% active transportation trips
- 10% shared trips
- 14% drive-alone trips

Top Parent/Caregiver Concerns

(2018-19)

- Insufficient data available



Tennyson High

Hayward Unified School District



School Profile

Type: High School

Enrollment: 1518

Charter School: No

Enrolled in Access Safe Routes Program: Yes

Site Assessment Completed: 2019*

School Champions: 2

Participating in Free + Means-Tested Transit Pass Program

25% of eligible students received Clipper Cards



Demographics

Title One School: Yes

97% of school population identifies as non-white or Hispanic

77% of students qualify for free/reduced-price meals

2019-2020 Activities

- Alameda County BikeMobile Visit
- Cocoa for Carpools
- International Walk and Roll to School Day

2018-2019 Activities

- Alameda County BikeMobile Visit
- Cocoa for Carpools
- Golden Sneaker Contest

↑ BACK TO TOP

*To view completed Site Assessments visit
<https://alamedacountysr2s.org/our-program/school-safety-assessments>

Sources

NOTE: Due to the COVID-19 pandemic, the Alameda County SR2S Program was not able to collect student hand tallies for the 2019-2020 school year as planned.

Enrollment: California Department of Education. Enrollment by School 2019-20.

School Champions: SR2S Site Coordinator School Evaluation.

Title One: Reflects program eligibility based on the federal threshold of 40% of students who qualify for the Free and Reduced Lunch Program.

Non-white/Hispanic: California Department of Education. Enrollment by School 2019-20.

Free/Reduced-Price Meals: California Department of Education. Unduplicated Student Poverty-FRPM Data 2019-20.

Historic Mode Split and Changes in Travel Behavior: Student Hand Tallies



alamedacountysr2s.org info@alamedacountysr2s.org



The Alameda County Safe Routes to Schools Program is a program of the Alameda County Transportation Commission (alamedactc.org) and is funded with Alameda County's local sales tax Measure B, regional, state and federal funds.

Historic Mode Split



- Drive Alone: Students riding in cars only with those in their own household
- Shared Modes: Carpooling, taking the school bus, city bus, or BART
- Active Modes: Walking, biking, skateboarding, and other physically active modes

Changes in Travel Behavior

From N/A to N/A

N/A active transportation trips

N/A shared trips

N/A drive-alone trips

Top Parent/Caregiver Concerns

(2018-19)

- Insufficient data available



Treeview Elementary

Hayward Unified School District



School Profile

Type: Elementary

Enrollment: 443

Charter School: No

Enrolled in Access Safe Routes Program: Yes

Site Assessment Completed: Not Completed*

School Champions: 0



Demographics

Title One School: Yes

94% of school population identifies as non-white or Hispanic

75% of students qualify for free/reduced-price meals

2019-2020 Activities

- Golden Sneaker Contest

2018-2019 Activities

- No Reported Activities

↑ BACK TO TOP

*To view completed Site Assessments visit
<https://alamedacountysr2s.org/our-program/school-safety-assessments>

Sources

NOTE: Due to the COVID-19 pandemic, the Alameda County SR2S Program was not able to collect student hand tallies for the 2019-2020 school year as planned.

Enrollment: California Department of Education. Enrollment by School 2019-20.

School Champions: SR2S Site Coordinator School Evaluation.

Title One: Reflects program eligibility based on the federal threshold of 40% of students who qualify for the Free and Reduced Lunch Program.

Non-white/Hispanic: California Department of Education. Enrollment by School 2019-20.

Free/Reduced-Price Meals: California Department of Education. Unduplicated Student Poverty-FRPM Data 2019-20.

Historic Mode Split and Changes in Travel Behavior: Student Hand Tallies



alamedacountysr2s.org info@alamedacountysr2s.org



The Alameda County Safe Routes to Schools Program is a program of the Alameda County Transportation Commission (alamedactc.org) and is funded with Alameda County's local sales tax Measure B, regional, state and federal funds.

Historic Mode Split



- Drive Alone: Students riding in cars only with those in their own household
- Shared Modes: Carpooling, taking the school bus, city bus, or BART
- Active Modes: Walking, biking, skateboarding, and other physically active modes

Changes in Travel Behavior

From N/A to N/A

N/A active transportation trips

N/A shared trips

N/A drive-alone trips

Top Parent/Caregiver Concerns

(2018-19)

- Insufficient data available

[↑ BACK TO TOP](#)



Tyrrell Elementary

Hayward Unified School District



School Profile

Type: Elementary

Enrollment: 640

Charter School: No

Enrolled in Access Safe Routes Program: Not Enrolled

Site Assessment Completed: 2017*

School Champions: 5



Demographics

Title One School: Yes

99% of school population identifies as non-white or Hispanic

79% of students qualify for free/reduced-price meals

2019-2020 Activities

- International Walk and Roll to School Day
- Golden Sneaker Contest
- Ongoing Walk and Roll Events

2018-2019 Activities

- Rock the Block Assembly
- Bike Rodeo
- Alameda County BikeMobile Visit
- Bike to School Day
- International Walk and Roll to School Day
- Golden Sneaker Contest
- Ongoing Walk and Roll Events

↑ BACK TO TOP

*To view completed Site Assessments visit
<https://alamedacountysr2s.org/our-program/school-safety-assessments>

Sources

NOTE: Due to the COVID-19 pandemic, the Alameda County SR2S Program was not able to collect student hand tallies for the 2019-2020 school year as planned.

Enrollment: California Department of Education. Enrollment by School 2019-20.

School Champions: SR2S Site Coordinator School Evaluation.

Title One: Reflects program eligibility based on the federal threshold of 40% of students who qualify for the Free and Reduced Lunch Program.

Non-white/Hispanic: California Department of Education. Enrollment by School 2019-20.

Free/Reduced-Price Meals: California Department of Education. Unduplicated Student Poverty-FRPM Data 2019-20.

Historic Mode Split and Changes in Travel Behavior: Student Hand Tallies

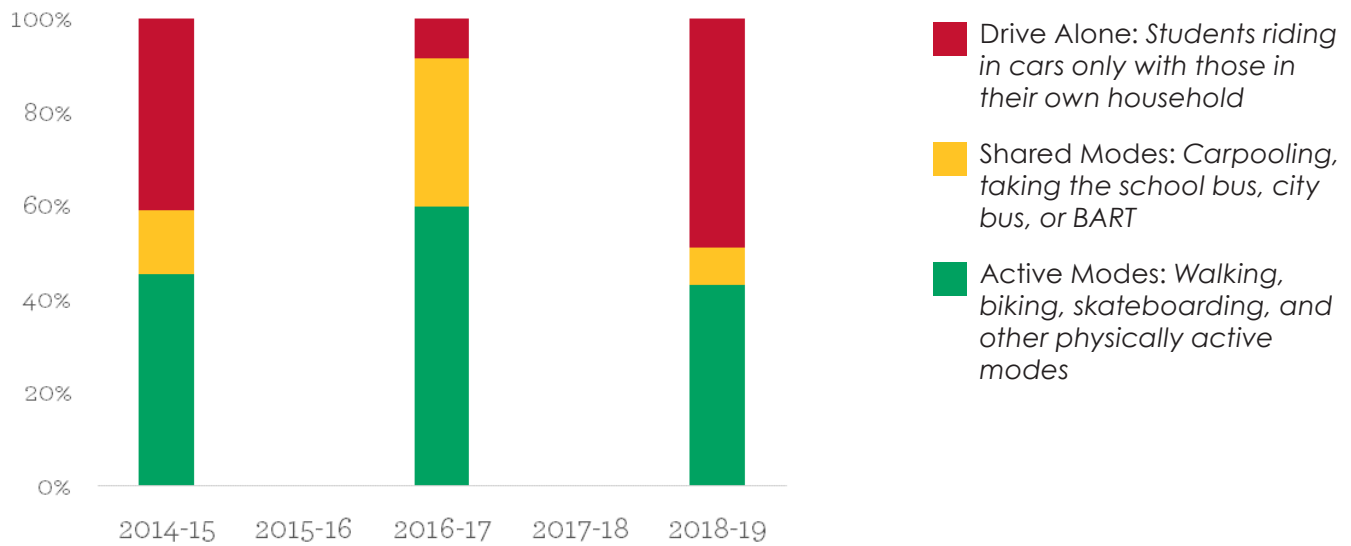


alamedacountysr2s.org info@alamedacountysr2s.org



The Alameda County Safe Routes to Schools Program is a program of the Alameda County Transportation Commission (alamedactc.org) and is funded with Alameda County's local sales tax Measure B, regional, state and federal funds.

Historic Mode Split



Changes in Travel Behavior

From 2013-14 to 2016-17

#N/A active transportation trips

#N/A shared trips

#N/A drive-alone trips

Top Parent/Caregiver Concerns

(2018-19)

- Insufficient data available



Winton Middle

Hayward Unified School District



School Profile

Type: Intermediate/Middle/Junior High

Enrollment: 534

Charter School: No

Enrolled in Access Safe Routes Program: Yes

Site Assessment Completed: 2019*

School Champions: 1

Participating in Free + Means-Tested Transit Pass Program

3% of eligible students received Clipper Cards



Demographics

Title One School: Yes

98% of school population identifies as non-white or Hispanic

79% of students qualify for free/reduced-price meals

↑ BACK TO TOP

*To view completed Site Assessments visit
<https://alamedacountysr2s.org/our-program/school-safety-assessments>

Sources

NOTE: Due to the COVID-19 pandemic, the Alameda County SR2S Program was not able to collect student hand tallies for the 2019-2020 school year as planned.

Enrollment: California Department of Education. Enrollment by School 2019-20.

School Champions: SR2S Site Coordinator School Evaluation.

Title One: Reflects program eligibility based on the federal threshold of 40% of students who qualify for the Free and Reduced Lunch Program.

Non-white/Hispanic: California Department of Education. Enrollment by School 2019-20.

Free/Reduced-Price Meals: California Department of Education. Unduplicated Student Poverty-FRPM Data 2019-20.

Historic Mode Split and Changes in Travel Behavior: Student Hand Tallies



alamedacountysr2s.org info@alamedacountysr2s.org

2019-2020 Activities

- Bike Train
- Drive Your Bike
- Alameda County BikeMobile Visit
- Ongoing Walk and Roll Events

2018-2019 Activities

- Drive Your Bike
- Alameda County BikeMobile Visit



The Alameda County Safe Routes to Schools Program is a program of the Alameda County Transportation Commission (alamedactc.org) and is funded with Alameda County's local sales tax Measure B, regional, state and federal funds.

Historic Mode Split



- Drive Alone: Students riding in cars only with those in their own household
- Shared Modes: Carpooling, taking the school bus, city bus, or BART
- Active Modes: Walking, biking, skateboarding, and other physically active modes

Changes in Travel Behavior

From N/A to N/A

N/A active transportation trips

N/A shared trips

N/A drive-alone trips

Top Parent/Caregiver Concerns

(2018-19)

- Insufficient data available

[↑ BACK TO TOP](#)



Livermore Valley Joint Unified School District

↑ BACK TO TOP



alamedacountysr2s.org info@alamedacountysr2s.org

The Alameda County Safe Routes to Schools Program is a program of the Alameda County Transportation Commission (alamedactc.org) and is funded with Alameda County's local sales tax Measure B, regional, state and federal funds.

Altamont Creek Elementary

Livermore Valley Joint Unified School District



School Profile

Type: Elementary

Enrollment: 613

Charter School: No

Enrolled in Access Safe Routes Program: Not Enrolled

Site Assessment Completed: Not Completed*

School Champions: 0



Demographics

Title One School: No

57% of school population identifies as non-white or Hispanic

13% of students qualify for free/reduced-price meals

2019-2020 Activities

- International Walk and Roll to School Day
- Golden Sneaker Contest

2018-2019 Activities

- Rock the Block Assembly
- Alameda County BikeMobile Visit
- Bike to School Day
- International Walk and Roll to School Day

↑ BACK TO TOP

*To view completed Site Assessments visit
<https://alamedacountysr2s.org/our-program/school-safety-assessments>

Sources

NOTE: Due to the COVID-19 pandemic, the Alameda County SR2S Program was not able to collect student hand tallies for the 2019-2020 school year as planned.

Enrollment: California Department of Education. Enrollment by School 2019-20.

School Champions: SR2S Site Coordinator School Evaluation.

Title One: Reflects program eligibility based on the federal threshold of 40% of students who qualify for the Free and Reduced Lunch Program.

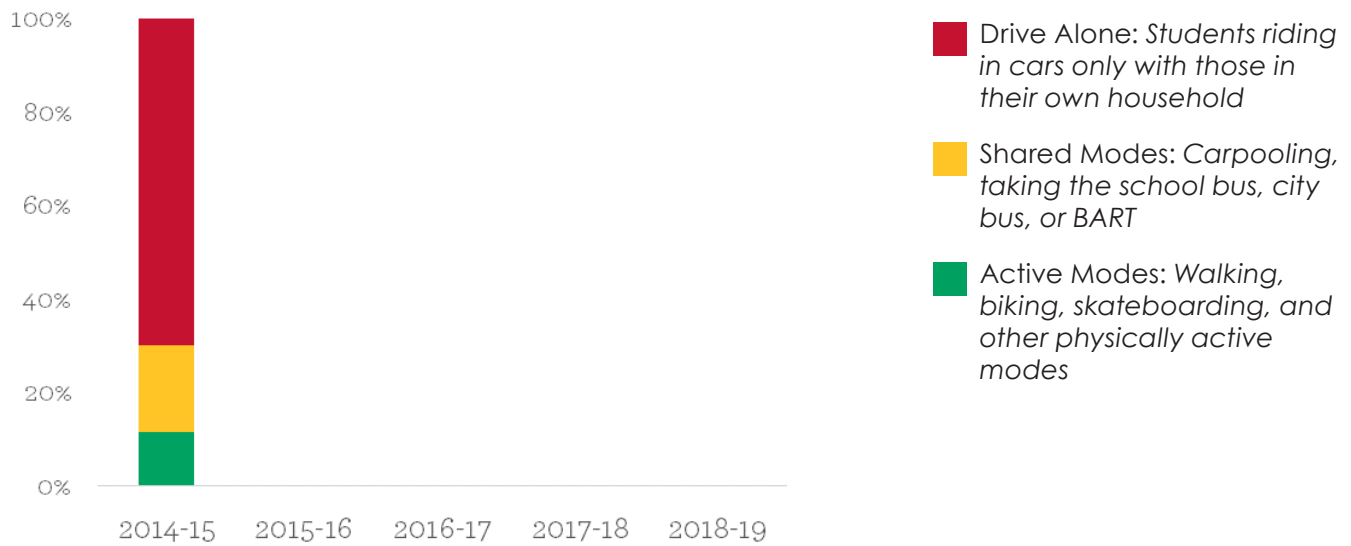
Non-white/Hispanic: California Department of Education. Enrollment by School 2019-20.

Free/Reduced-Price Meals: California Department of Education. Unduplicated Student Poverty-FRPM Data 2019-20.

Historic Mode Split and Changes in Travel Behavior: Student Hand Tallies



Historic Mode Split



Changes in Travel Behavior

From 2013-14 to 2014-15

- 9% active transportation trips
- 10% shared trips
- 1% drive-alone trips

Top Parent/Caregiver Concerns

(2018-19)

- Insufficient data available



Andrew N. Christensen Middle

Livermore Valley Joint Unified School District



School Profile

Type: Intermediate/Middle/Junior High

Enrollment: 690

Charter School: No

Enrolled in Access Safe Routes Program: Not Enrolled

Site Assessment Completed: Not Completed*

School Champions: 1

Participating in Free + Universal Transit Pass Program

18% of eligible students received Clipper Cards



Demographics

Title One School: No

55% of school population identifies as non-white or Hispanic

21% of students qualify for free/reduced-price meals

2019-2020 Activities

- Pedestrian Rodeo
- Alameda County BikeMobile Visit
- International Walk and Roll to School Day
- Golden Sneaker Contest

2018-2019 Activities

- Pedestrian Rodeo
- Alameda County BikeMobile Visit
- Bike to School Day
- International Walk and Roll to School Day
- Golden Sneaker Contest

↑ BACK TO TOP

*To view completed Site Assessments visit
<https://alamedacountysr2s.org/our-program/school-safety-assessments>

Sources

NOTE: Due to the COVID-19 pandemic, the Alameda County SR2S Program was not able to collect student hand tallies for the 2019-2020 school year as planned.

Enrollment: California Department of Education. Enrollment by School 2019-20.

School Champions: SR2S Site Coordinator School Evaluation.

Title One: Reflects program eligibility based on the federal threshold of 40% of students who qualify for the Free and Reduced Lunch Program.

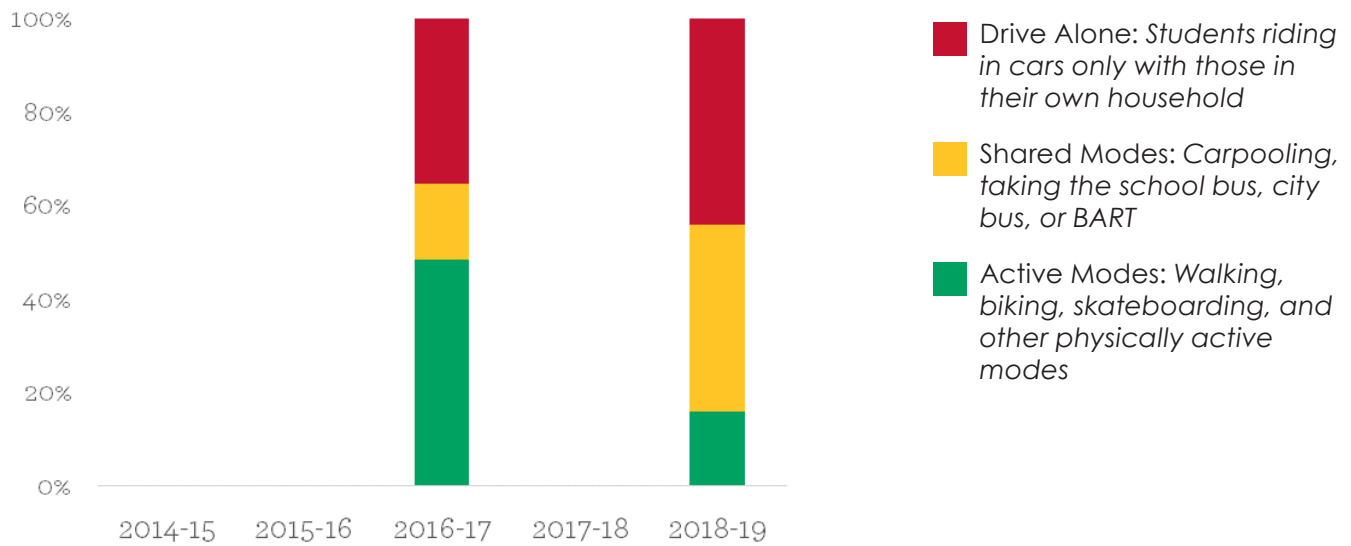
Non-white/Hispanic: California Department of Education. Enrollment by School 2019-20.

Free/Reduced-Price Meals: California Department of Education. Unduplicated Student Poverty-FRPM Data 2019-20.

Historic Mode Split and Changes in Travel Behavior: Student Hand Tallies



Historic Mode Split



Changes in Travel Behavior

From 2016-17 to 2018-19

-33% active transportation trips

24% shared trips

9% drive-alone trips

Top Parent/Caregiver Concerns

(2018-19)

- Insufficient data available



Arroyo Seco Elementary

Livermore Valley Joint Unified School District



School Profile

Type: Elementary

Enrollment: 665

Charter School: No

Enrolled in Access Safe Routes Program: Not Enrolled

Site Assessment Completed: Not Completed*

School Champions: 2



Demographics

Title One School: No

54% of school population identifies as non-white or Hispanic

22% of students qualify for free/reduced-price meals

2019-2020 Activities

- Walking School Bus
- International Walk and Roll to School Day
- Golden Sneaker Contest

2018-2019 Activities

- Alameda County BikeMobile Visit
- Bike to School Day
- International Walk and Roll to School Day
- Golden Sneaker Contest

↑ BACK TO TOP

*To view completed Site Assessments visit
<https://alamedacountysr2s.org/our-program/school-safety-assessments>

Sources

NOTE: Due to the COVID-19 pandemic, the Alameda County SR2S Program was not able to collect student hand tallies for the 2019-2020 school year as planned.

Enrollment: California Department of Education. Enrollment by School 2019-20.

School Champions: SR2S Site Coordinator School Evaluation.

Title One: Reflects program eligibility based on the federal threshold of 40% of students who qualify for the Free and Reduced Lunch Program.

Non-white/Hispanic: California Department of Education. Enrollment by School 2019-20.

Free/Reduced-Price Meals: California Department of Education. Unduplicated Student Poverty-FRPM Data 2019-20.

Historic Mode Split and Changes in Travel Behavior: Student Hand Tallies

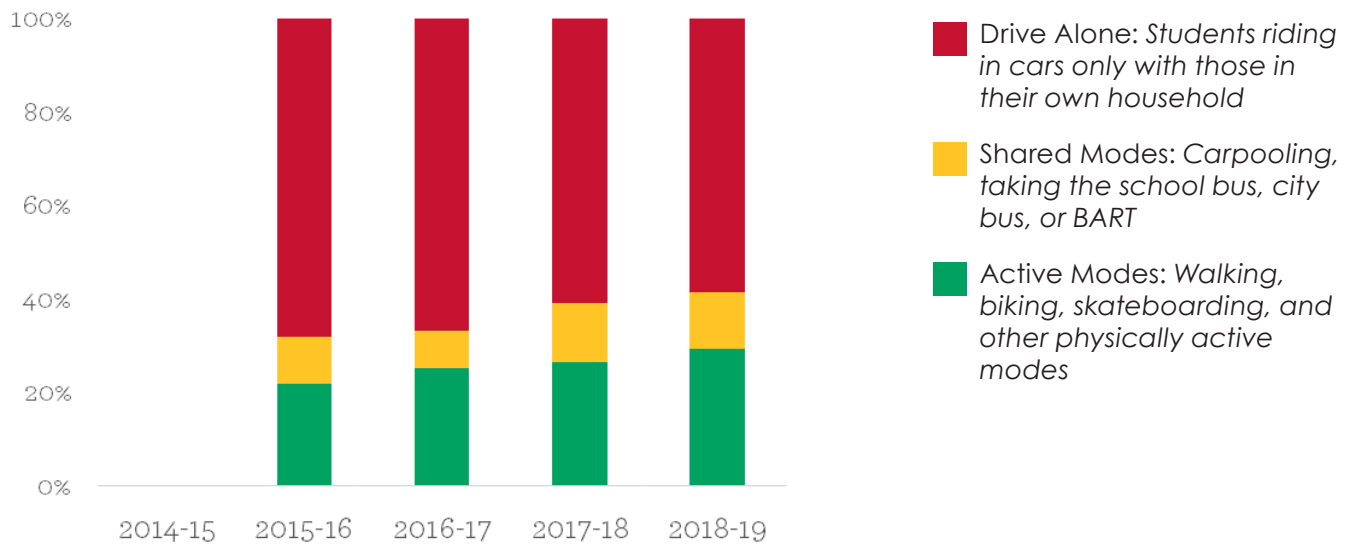


alamedacountysr2s.org info@alamedacountysr2s.org



The Alameda County Safe Routes to Schools Program is a program of the Alameda County Transportation Commission (alamedactc.org) and is funded with Alameda County's local sales tax Measure B, regional, state and federal funds.

Historic Mode Split



Changes in Travel Behavior

From 2015-16 to 2017-18

8% active transportation trips

2% shared trips

-9% drive-alone trips

Top Parent/Caregiver Concerns

(2018-19)

- Insufficient data available

[↑ BACK TO TOP](#)



Del Valle Continuation High

Livermore Valley Joint Unified School District



School Profile

Type: High School

Enrollment: 135

Charter School: No

Enrolled in Access Safe Routes Program: Not Enrolled

Site Assessment Completed: 2017*

School Champions: 0

Participating in Free + Universal Transit Pass Program

92% of eligible students received Clipper Cards



Demographics

Title One School: Yes

59% of school population identifies as non-white or Hispanic

53% of students qualify for free/reduced-price meals

↑ BACK TO TOP

*To view completed Site Assessments visit
<https://alamedacountysr2s.org/our-program/school-safety-assessments>

Sources

NOTE: Due to the COVID-19 pandemic, the Alameda County SR2S Program was not able to collect student hand tallies for the 2019-2020 school year as planned.

Enrollment: California Department of Education. Enrollment by School 2019-20.

School Champions: SR2S Site Coordinator School Evaluation.

Title One: Reflects program eligibility based on the federal threshold of 40% of students who qualify for the Free and Reduced Lunch Program.

Non-white/Hispanic: California Department of Education. Enrollment by School 2019-20.

Free/Reduced-Price Meals: California Department of Education. Unduplicated Student Poverty-FRPM Data 2019-20.

Historic Mode Split and Changes in Travel Behavior: Student Hand Tallies



2019-2020 Activities

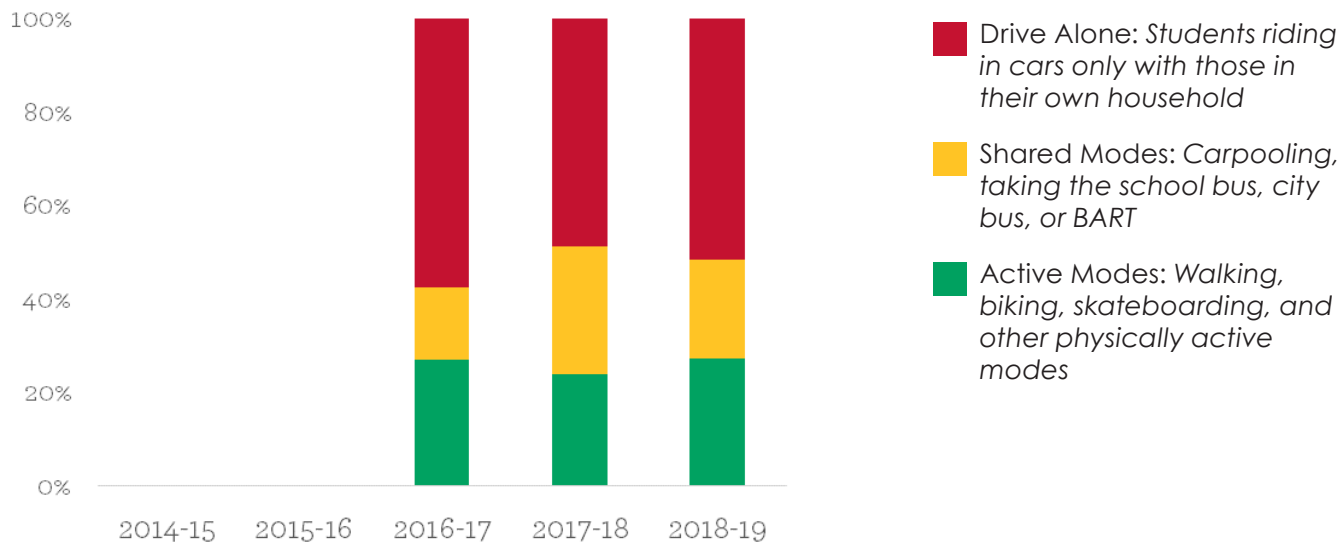
- No Reported Activities

2018-2019 Activities

- No Reported Activities



Historic Mode Split



Changes in Travel Behavior

From 2016-17 to 2017-18

0% active transportation trips

5% shared trips

-6% drive-alone trips

Top Parent/Caregiver Concerns

(2018-19)

- Insufficient data available



East Avenue Middle

Livermore Valley Joint Unified School District



School Profile

Type: Intermediate/Middle/Junior High

Enrollment: 648

Charter School: No

Enrolled in Access Safe Routes Program: Not Enrolled

Site Assessment Completed: 2013*

School Champions: 1

Participating in Free + Universal Transit Pass Program

47% of eligible students received Clipper Cards



Demographics

Title One School: No

53% of school population identifies as non-white or Hispanic

30% of students qualify for free/reduced-price meals

↑ BACK TO TOP

*To view completed Site Assessments visit
<https://alamedacountysr2s.org/our-program/school-safety-assessments>

Sources

NOTE: Due to the COVID-19 pandemic, the Alameda County SR2S Program was not able to collect student hand tallies for the 2019-2020 school year as planned.

Enrollment: California Department of Education. Enrollment by School 2019-20.

School Champions: SR2S Site Coordinator School Evaluation.

Title One: Reflects program eligibility based on the federal threshold of 40% of students who qualify for the Free and Reduced Lunch Program.

Non-white/Hispanic: California Department of Education. Enrollment by School 2019-20.

Free/Reduced-Price Meals: California Department of Education. Unduplicated Student Poverty-FRPM Data 2019-20.

Historic Mode Split and Changes in Travel Behavior: Student Hand Tallies



alamedacountysr2s.org info@alamedacountysr2s.org

2019-2020 Activities

- Alameda County BikeMobile Visit
- International Walk and Roll to School Day

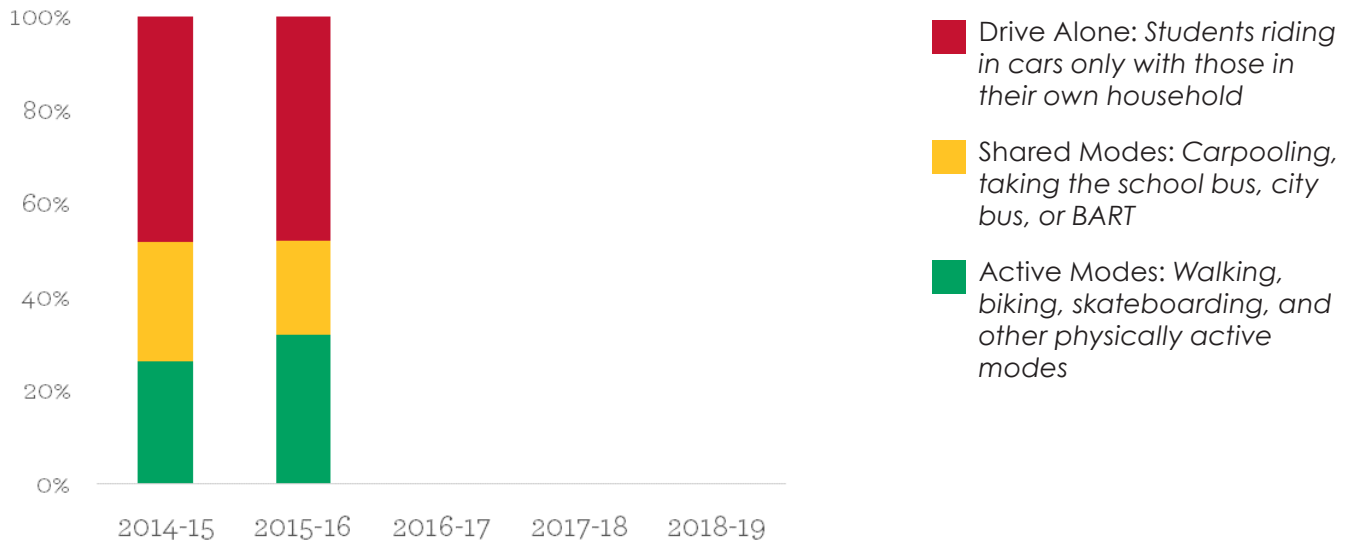
2018-2019 Activities

- Drive Your Bike
- Transit Education



The Alameda County Safe Routes to Schools Program is a program of the Alameda County Transportation Commission (alamedactc.org) and is funded with Alameda County's local sales tax Measure B, regional, state and federal funds.

Historic Mode Split



Changes in Travel Behavior

From 2013-14 to 2015-16

-4% active transportation trips

2% shared trips

2% drive-alone trips

Top Parent/Caregiver Concerns

(2018-19)

- Speeding cars
- Poor driving behavior on streets near school (distracted driving, speeding, not yielding at crosswalks)
- Concerns about criminal activity (stranger danger, gangs, violence, or dogs)



Emma C. Smith Elementary

Livermore Valley Joint Unified School District



School Profile

Type: Elementary

Enrollment: 712

Charter School: No

Enrolled in Access Safe Routes Program: Not Enrolled

Site Assessment Completed: 2020*

School Champions: 1



Demographics

Title One School: No

52% of school population identifies as non-white or Hispanic

7% of students qualify for free/reduced-price meals

2019-2020 Activities

- International Walk and Roll to School Day
- Ongoing Walk and Roll Events

2018-2019 Activities

- Bike to School Day

↑ BACK TO TOP

*To view completed Site Assessments visit
<https://alamedacountysr2s.org/our-program/school-safety-assessments>

Sources

NOTE: Due to the COVID-19 pandemic, the Alameda County SR2S Program was not able to collect student hand tallies for the 2019-2020 school year as planned.

Enrollment: California Department of Education. Enrollment by School 2019-20.

School Champions: SR2S Site Coordinator School Evaluation.

Title One: Reflects program eligibility based on the federal threshold of 40% of students who qualify for the Free and Reduced Lunch Program.

Non-white/Hispanic: California Department of Education. Enrollment by School 2019-20.

Free/Reduced-Price Meals: California Department of Education. Unduplicated Student Poverty-FRPM Data 2019-20.

Historic Mode Split and Changes in Travel Behavior: Student Hand Tallies

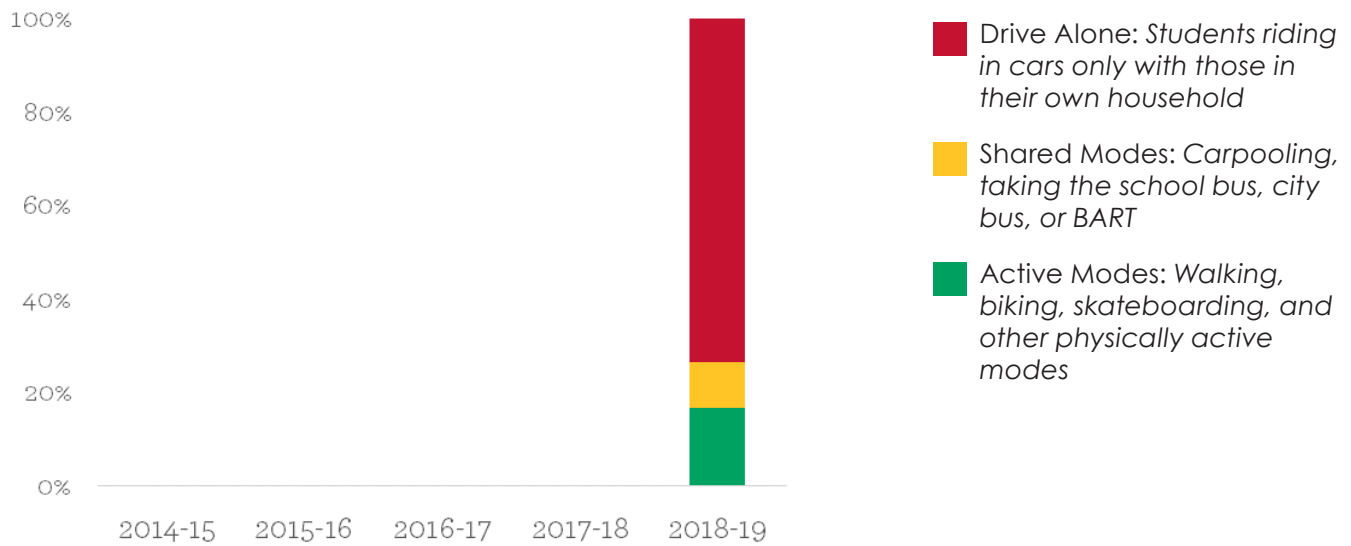


alamedacountysr2s.org info@alamedacountysr2s.org



The Alameda County Safe Routes to Schools Program is a program of the Alameda County Transportation Commission (alamedactc.org) and is funded with Alameda County's local sales tax Measure B, regional, state and federal funds.

Historic Mode Split



Changes in Travel Behavior

From N/A to N/A

N/A active transportation trips

N/A shared trips

N/A drive-alone trips

Top Parent/Caregiver Concerns

(2018-19)

- Poor driving behavior on streets near school (distracted driving, speeding, not yielding at crosswalks)
- Speeding cars
- Driving is more convenient

[↑ BACK TO TOP](#)



Granada High

Livermore Valley Joint Unified School District



School Profile

Type: High School

Enrollment: 2292

Charter School: No

Enrolled in Access Safe Routes Program: Not Enrolled

Site Assessment Completed: 2016*

School Champions: 2

Participating in Free + Universal Transit Pass Program

4% of eligible students received Clipper Cards



Demographics

Title One School: No

50% of school population identifies as non-white or Hispanic

19% of students qualify for free/reduced-price meals

2019-2020 Activities

- Drive Your Bike
- Ongoing Walk and Roll Events

2018-2019 Activities

- Drive Your Bike
- Cocoa for Carpools

↑ BACK TO TOP

*To view completed Site Assessments visit
<https://alamedacountysr2s.org/our-program/school-safety-assessments>

Sources

NOTE: Due to the COVID-19 pandemic, the Alameda County SR2S Program was not able to collect student hand tallies for the 2019-2020 school year as planned.

Enrollment: California Department of Education. Enrollment by School 2019-20.

School Champions: SR2S Site Coordinator School Evaluation.

Title One: Reflects program eligibility based on the federal threshold of 40% of students who qualify for the Free and Reduced Lunch Program.

Non-white/Hispanic: California Department of Education. Enrollment by School 2019-20.

Free/Reduced-Price Meals: California Department of Education. Unduplicated Student Poverty-FRPM Data 2019-20.

Historic Mode Split and Changes in Travel Behavior: Student Hand Tallies



alamedacountysr2s.org info@alamedacountysr2s.org



The Alameda County Safe Routes to Schools Program is a program of the Alameda County Transportation Commission (alamedactc.org) and is funded with Alameda County's local sales tax Measure B, regional, state and federal funds.

Historic Mode Split



- Drive Alone: Students riding in cars only with those in their own household
- Shared Modes: Carpooling, taking the school bus, city bus, or BART
- Active Modes: Walking, biking, skateboarding, and other physically active modes

Changes in Travel Behavior

From N/A to N/A

N/A active transportation trips

N/A shared trips

N/A drive-alone trips

Top Parent/Caregiver Concerns

(2018-19)

- Insufficient data available



Jackson Avenue Elementary

Livermore Valley Joint Unified School District



School Profile

Type: Elementary

Enrollment: 549

Charter School: No

Enrolled in Access Safe Routes Program: Not Enrolled

Site Assessment Completed: 2014*

School Champions: 1



Demographics

Title One School: No

59% of school population identifies as non-white or Hispanic

39% of students qualify for free/reduced-price meals

2019-2020 Activities

- International Walk and Roll to School Day
- Golden Sneaker Contest

2018-2019 Activities

- Bike to School Day
- International Walk and Roll to School Day
- Golden Sneaker Contest

↑ BACK TO TOP

*To view completed Site Assessments visit
<https://alamedacountysr2s.org/our-program/school-safety-assessments>

Sources

NOTE: Due to the COVID-19 pandemic, the Alameda County SR2S Program was not able to collect student hand tallies for the 2019-2020 school year as planned.

Enrollment: California Department of Education. Enrollment by School 2019-20.

School Champions: SR2S Site Coordinator School Evaluation.

Title One: Reflects program eligibility based on the federal threshold of 40% of students who qualify for the Free and Reduced Lunch Program.

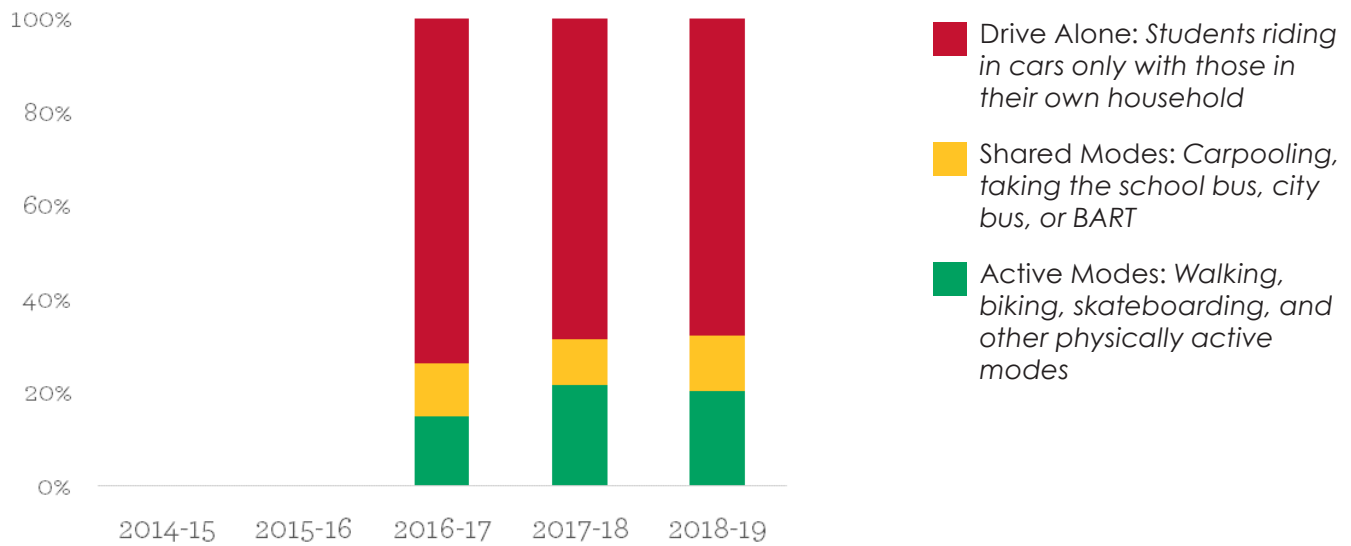
Non-white/Hispanic: California Department of Education. Enrollment by School 2019-20.

Free/Reduced-Price Meals: California Department of Education. Unduplicated Student Poverty-FRPM Data 2019-20.

Historic Mode Split and Changes in Travel Behavior: Student Hand Tallies



Historic Mode Split



Changes in Travel Behavior

From 2013-14 to 2017-18

- 6% active transportation trips
- 4% shared trips
- 10% drive-alone trips

Top Parent/Caregiver Concerns

(2018-19)

- Insufficient data available



Joe Michell

Livermore Valley Joint Unified School District



School Profile

Type: Elementary

Enrollment: 783

Charter School: No

Enrolled in Access Safe Routes Program: Not Enrolled

Site Assessment Completed: 2017*

School Champions: 1

Participating in Free + Universal Transit Pass Program

1% of eligible students received Clipper Cards



Demographics

Title One School: No

52% of school population identifies as non-white or Hispanic

18% of students qualify for free/reduced-price meals

2019-2020 Activities

- No Reported Activities

2018-2019 Activities

- Alameda County BikeMobile Visit
- Bike to School Day

↑ BACK TO TOP

*To view completed Site Assessments visit
<https://alamedacountysr2s.org/our-program/school-safety-assessments>

Sources

NOTE: Due to the COVID-19 pandemic, the Alameda County SR2S Program was not able to collect student hand tallies for the 2019-2020 school year as planned.

Enrollment: California Department of Education. Enrollment by School 2019-20.

School Champions: SR2S Site Coordinator School Evaluation.

Title One: Reflects program eligibility based on the federal threshold of 40% of students who qualify for the Free and Reduced Lunch Program.

Non-white/Hispanic: California Department of Education. Enrollment by School 2019-20.

Free/Reduced-Price Meals: California Department of Education. Unduplicated Student Poverty-FRPM Data 2019-20.

Historic Mode Split and Changes in Travel Behavior: Student Hand Tallies

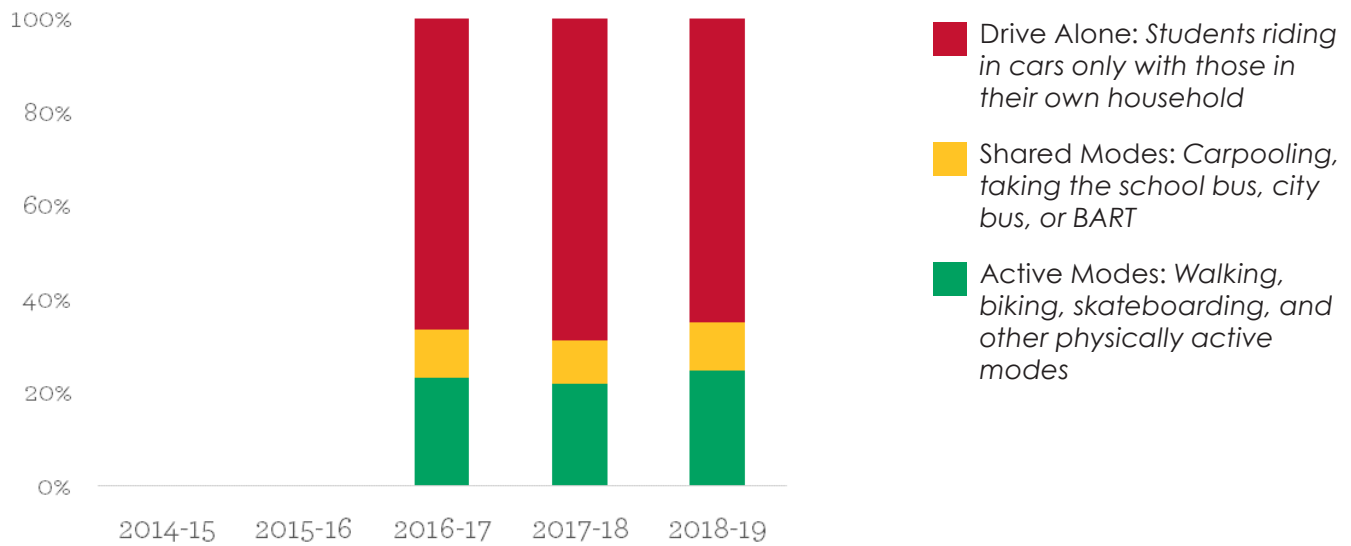


alamedacountysr2s.org info@alamedacountysr2s.org



The Alameda County Safe Routes to Schools Program is a program of the Alameda County Transportation Commission (alamedactc.org) and is funded with Alameda County's local sales tax Measure B, regional, state and federal funds.

Historic Mode Split



Changes in Travel Behavior

From 2016-17 to 2017-18

2% active transportation trips

0% shared trips

-2% drive-alone trips

Top Parent/Caregiver Concerns

(2018-19)

- Insufficient data available

[↑ BACK TO TOP](#)



Junction K-8

Livermore Valley Joint Unified School District



School Profile

Type: Elementary

Enrollment: 992

Charter School: No

Enrolled in Access Safe Routes Program: Not Enrolled

Site Assessment Completed: 2010*

School Champions: 1

Participating in Free + Universal Transit Pass Program

2% of eligible students received Clipper Cards



Demographics

Title One School: Yes

79% of school population identifies as non-white or Hispanic

59% of students qualify for free/reduced-price meals

2019-2020 Activities

- No Reported Activities

2018-2019 Activities

- No Reported Activities

↑ BACK TO TOP

*To view completed Site Assessments visit
<https://alamedacountysr2s.org/our-program/school-safety-assessments>

Sources

NOTE: Due to the COVID-19 pandemic, the Alameda County SR2S Program was not able to collect student hand tallies for the 2019-2020 school year as planned.

Enrollment: California Department of Education. Enrollment by School 2019-20.

School Champions: SR2S Site Coordinator School Evaluation.

Title One: Reflects program eligibility based on the federal threshold of 40% of students who qualify for the Free and Reduced Lunch Program.

Non-white/Hispanic: California Department of Education. Enrollment by School 2019-20.

Free/Reduced-Price Meals: California Department of Education. Unduplicated Student Poverty-FRPM Data 2019-20.

Historic Mode Split and Changes in Travel Behavior: Student Hand Tallies

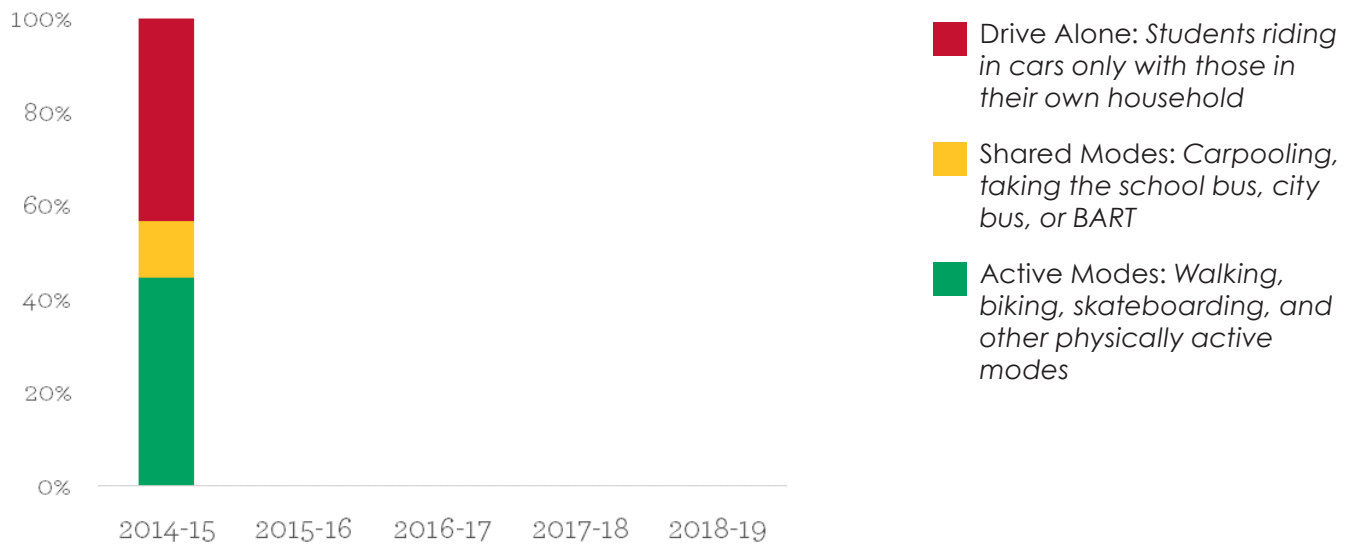


alamedacountysr2s.org info@alamedacountysr2s.org



The Alameda County Safe Routes to Schools Program is a program of the Alameda County Transportation Commission (alamedactc.org) and is funded with Alameda County's local sales tax Measure B, regional, state and federal funds.

Historic Mode Split



Changes in Travel Behavior

From 2014-15 to 2014-15

N/A active transportation trips

N/A shared trips

N/A drive-alone trips

Top Parent/Caregiver Concerns

(2018-19)

- Insufficient data available



Lawrence Elementary

Livermore Valley Joint Unified School District



School Profile

Type: Elementary

Enrollment: 368

Charter School: No

Enrolled in Access Safe Routes Program: Yes

Site Assessment Completed: 2019*

School Champions: 0



Demographics

Title One School: No

51% of school population identifies as non-white or Hispanic

15% of students qualify for free/reduced-price meals

↑ BACK TO TOP

*To view completed Site Assessments visit
<https://alamedacountysr2s.org/our-program/school-safety-assessments>

Sources

NOTE: Due to the COVID-19 pandemic, the Alameda County SR2S Program was not able to collect student hand tallies for the 2019-2020 school year as planned.

Enrollment: California Department of Education. Enrollment by School 2019-20.

School Champions: SR2S Site Coordinator School Evaluation.

Title One: Reflects program eligibility based on the federal threshold of 40% of students who qualify for the Free and Reduced Lunch Program.

Non-white/Hispanic: California Department of Education. Enrollment by School 2019-20.

Free/Reduced-Price Meals: California Department of Education. Unduplicated Student Poverty-FRPM Data 2019-20.

Historic Mode Split and Changes in Travel Behavior: Student Hand Tallies



2019-2020 Activities

- No Reported Activities

2018-2019 Activities

- Not Enrolled in 2018-2019 School Year



Historic Mode Split



- Drive Alone: Students riding in cars only with those in their own household
- Shared Modes: Carpooling, taking the school bus, city bus, or BART
- Active Modes: Walking, biking, skateboarding, and other physically active modes

Changes in Travel Behavior

From N/A to N/A

N/A active transportation trips

N/A shared trips

N/A drive-alone trips

Top Parent/Caregiver Concerns

(2018-19)

- Insufficient data available



Livermore High

Livermore Valley Joint Unified School District



School Profile

Type: High School

Enrollment: 1856

Charter School: No

Enrolled in Access Safe Routes Program: Not Enrolled

Site Assessment Completed: Not Completed*

School Champions: 1

Participating in Free + Universal Transit Pass Program

27% of eligible students received Clipper Cards



Demographics

Title One School: No

52% of school population identifies as non-white or Hispanic

24% of students qualify for free/reduced-price meals

↑ BACK TO TOP

*To view completed Site Assessments visit
<https://alamedacountysr2s.org/our-program/school-safety-assessments>

Sources

NOTE: Due to the COVID-19 pandemic, the Alameda County SR2S Program was not able to collect student hand tallies for the 2019-2020 school year as planned.

Enrollment: California Department of Education. Enrollment by School 2019-20.

School Champions: SR2S Site Coordinator School Evaluation.

Title One: Reflects program eligibility based on the federal threshold of 40% of students who qualify for the Free and Reduced Lunch Program.

Non-white/Hispanic: California Department of Education. Enrollment by School 2019-20.

Free/Reduced-Price Meals: California Department of Education. Unduplicated Student Poverty-FRPM Data 2019-20.

Historic Mode Split and Changes in Travel Behavior: Student Hand Tallies



alamedacountysr2s.org info@alamedacountysr2s.org

2019-2020 Activities

- International Walk and Roll to School Day

2018-2019 Activities

- No Reported Activities



The Alameda County Safe Routes to Schools Program is a program of the Alameda County Transportation Commission (alamedactc.org) and is funded with Alameda County's local sales tax Measure B, regional, state and federal funds.

Historic Mode Split



- Drive Alone: Students riding in cars only with those in their own household
- Shared Modes: Carpooling, taking the school bus, city bus, or BART
- Active Modes: Walking, biking, skateboarding, and other physically active modes

Changes in Travel Behavior

From N/A to N/A

N/A active transportation trips

N/A shared trips

N/A drive-alone trips

Top Parent/Caregiver Concerns

(2018-19)

- Insufficient data available



Marylin Avenue Elementary

Livermore Valley Joint Unified School District



School Profile

Type: Elementary

Enrollment: 379

Charter School: No

Enrolled in Access Safe Routes Program: Not Enrolled

Site Assessment Completed: 2011*

School Champions: 1



Demographics

Title One School: Yes

88% of school population identifies as non-white or Hispanic

73% of students qualify for free/reduced-price meals

2019-2020 Activities

- Pedestrian Rodeo
- Alameda County BikeMobile Visit
- International Walk and Roll to School Day
- Golden Sneaker Contest

2018-2019 Activities

- Pedestrian Rodeo
- Bike Rodeo
- Bike to School Day
- International Walk and Roll to School Day
- Golden Sneaker Contest

↑ BACK TO TOP

*To view completed Site Assessments visit
<https://alamedacountysr2s.org/our-program/school-safety-assessments>

Sources

NOTE: Due to the COVID-19 pandemic, the Alameda County SR2S Program was not able to collect student hand tallies for the 2019-2020 school year as planned.

Enrollment: California Department of Education. Enrollment by School 2019-20.

School Champions: SR2S Site Coordinator School Evaluation.

Title One: Reflects program eligibility based on the federal threshold of 40% of students who qualify for the Free and Reduced Lunch Program.

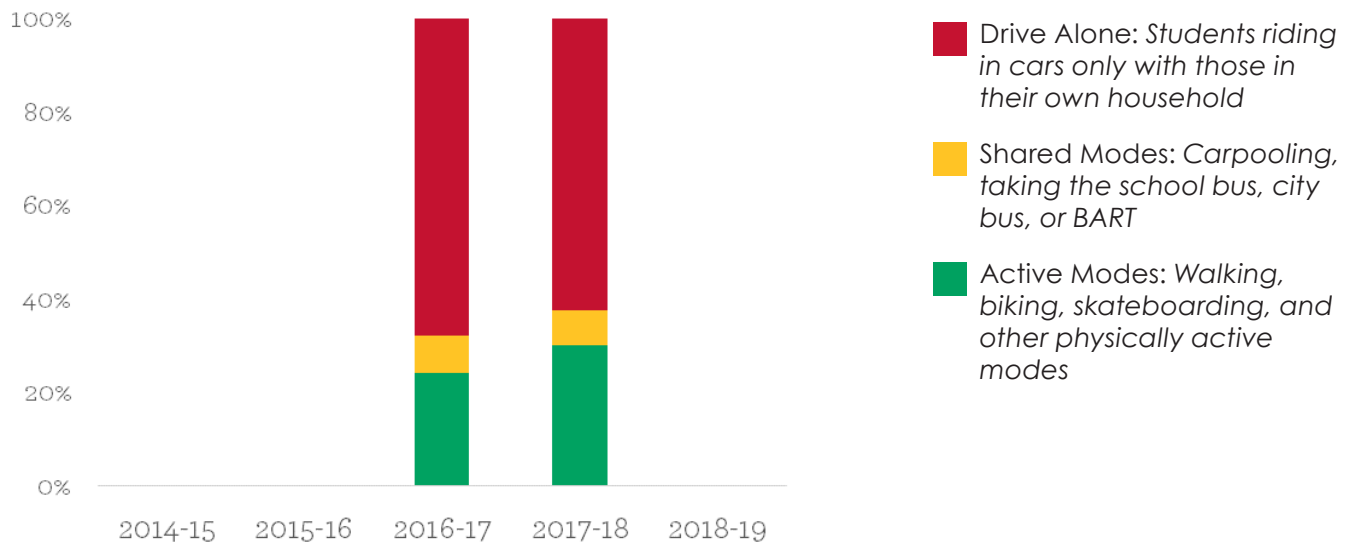
Non-white/Hispanic: California Department of Education. Enrollment by School 2019-20.

Free/Reduced-Price Meals: California Department of Education. Unduplicated Student Poverty-FRPM Data 2019-20.

Historic Mode Split and Changes in Travel Behavior: Student Hand Tallies



Historic Mode Split



Changes in Travel Behavior

From 2016-17 to 2017-18

6% active transportation trips

-1% shared trips

-5% drive-alone trips

Top Parent/Caregiver Concerns

(2018-19)

- Driving is more convenient
- Bad weather
- Concerns about criminal activity (stranger danger, gangs, violence, or dogs)



Rancho Las Positas Elementary

Livermore Valley Joint Unified School District



School Profile

Type: Elementary

Enrollment: 597

Charter School: No

Enrolled in Access Safe Routes Program: Not Enrolled

Site Assessment Completed: Not Completed*

School Champions: 1



Demographics

Title One School: No

55% of school population identifies as non-white or Hispanic

20% of students qualify for free/reduced-price meals

↑ BACK TO TOP

*To view completed Site Assessments visit
<https://alamedacountysr2s.org/our-program/school-safety-assessments>

Sources

NOTE: Due to the COVID-19 pandemic, the Alameda County SR2S Program was not able to collect student hand tallies for the 2019-2020 school year as planned.

Enrollment: California Department of Education. Enrollment by School 2019-20.

School Champions: SR2S Site Coordinator School Evaluation.

Title One: Reflects program eligibility based on the federal threshold of 40% of students who qualify for the Free and Reduced Lunch Program.

Non-white/Hispanic: California Department of Education. Enrollment by School 2019-20.

Free/Reduced-Price Meals: California Department of Education. Unduplicated Student Poverty-FRPM Data 2019-20.

Historic Mode Split and Changes in Travel Behavior: Student Hand Tallies



alamedacountysr2s.org info@alamedacountysr2s.org

2019-2020 Activities

- International Walk and Roll to School Day
- Ongoing Walk and Roll Events

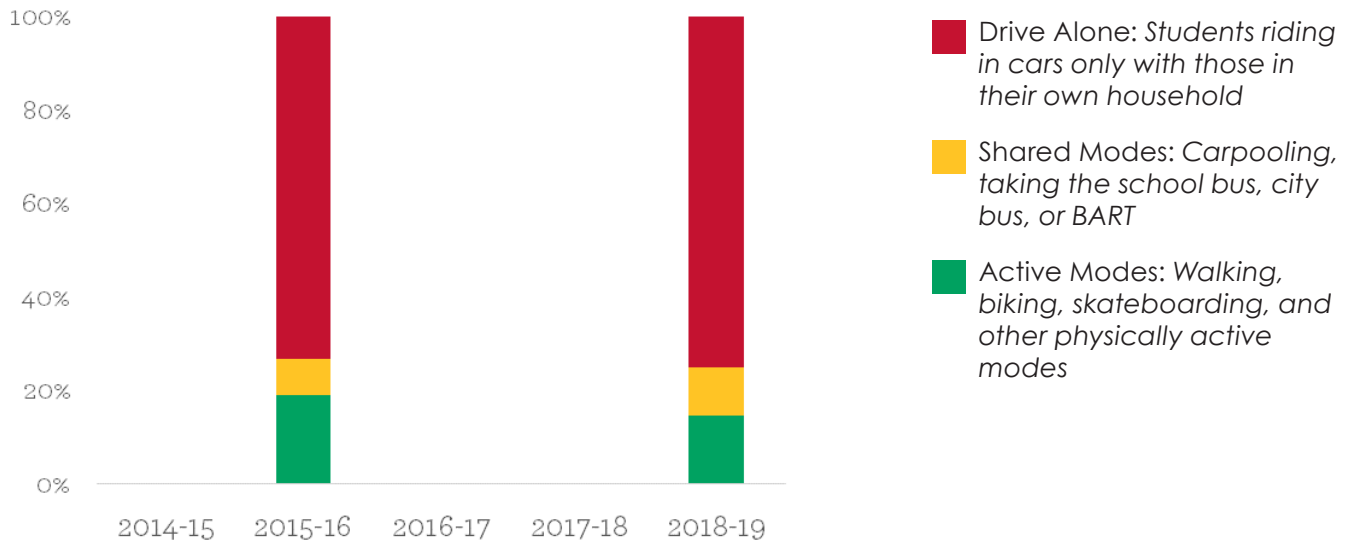
2018-2019 Activities

- Alameda County BikeMobile Visit
- Bike to School Day
- International Walk and Roll to School Day



The Alameda County Safe Routes to Schools Program is a program of the Alameda County Transportation Commission (alamedactc.org) and is funded with Alameda County's local sales tax Measure B, regional, state and federal funds.

Historic Mode Split



Changes in Travel Behavior

From 2015-16 to 2015-16

- 4% active transportation trips
- 3% shared trips
- 2% drive-alone trips

Top Parent/Caregiver Concerns

(2018-19)

- Speeding cars
- Poor driving behavior on streets near school (distracted driving, speeding, not yielding at crosswalks)
- Driving is more convenient



Sunset Elementary

Livermore Valley Joint Unified School District



School Profile

Type: Elementary

Enrollment: 761

Charter School: No

Enrolled in Access Safe Routes Program: Yes

Site Assessment Completed: 2019*

School Champions: 2



Demographics

Title One School: No

42% of school population identifies as non-white or Hispanic

8% of students qualify for free/reduced-price meals

2019-2020 Activities

- Bicycle Rodeo
- Alameda County BikeMobile Visit
- International Walk and Roll to School Day
- Golden Sneaker Contest

2018-2019 Activities

- Bike to School Day
- International Walk and Roll to School Day

↑ BACK TO TOP

*To view completed Site Assessments visit
<https://alamedacountysr2s.org/our-program/school-safety-assessments>

Sources

NOTE: Due to the COVID-19 pandemic, the Alameda County SR2S Program was not able to collect student hand tallies for the 2019-2020 school year as planned.

Enrollment: California Department of Education. Enrollment by School 2019-20.

School Champions: SR2S Site Coordinator School Evaluation.

Title One: Reflects program eligibility based on the federal threshold of 40% of students who qualify for the Free and Reduced Lunch Program.

Non-white/Hispanic: California Department of Education. Enrollment by School 2019-20.

Free/Reduced-Price Meals: California Department of Education. Unduplicated Student Poverty-FRPM Data 2019-20.

Historic Mode Split and Changes in Travel Behavior: Student Hand Tallies

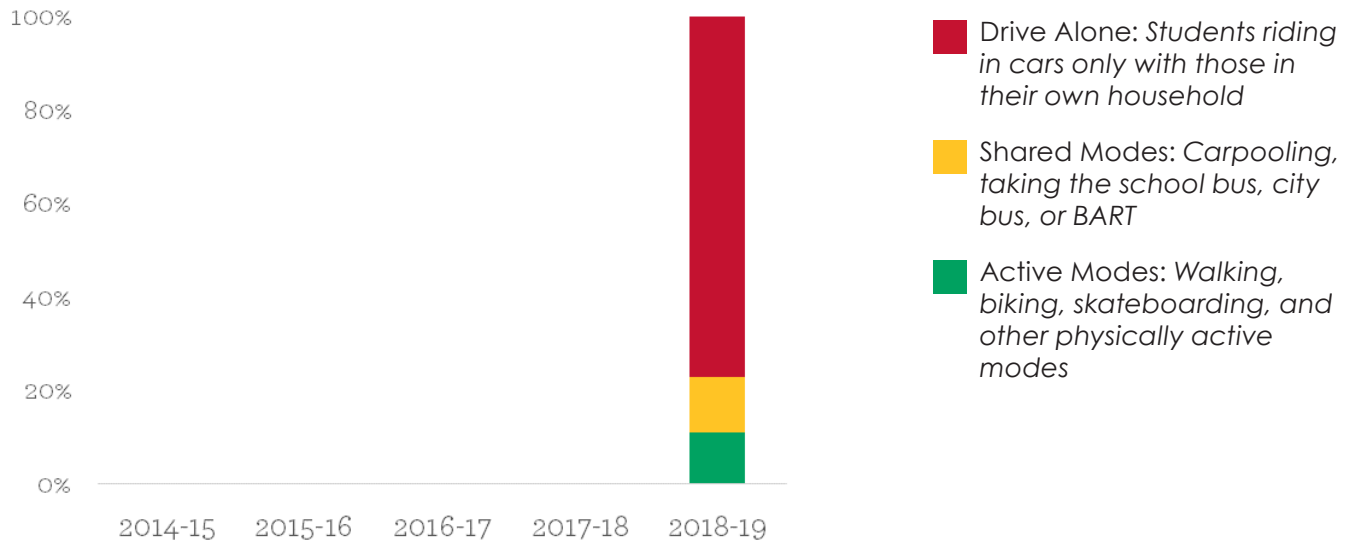


alamedacountysr2s.org info@alamedacountysr2s.org



The Alameda County Safe Routes to Schools Program is a program of the Alameda County Transportation Commission (alamedactc.org) and is funded with Alameda County's local sales tax Measure B, regional, state and federal funds.

Historic Mode Split



Changes in Travel Behavior

From N/A to N/A

N/A active transportation trips

N/A shared trips

N/A drive-alone trips

Top Parent/Caregiver Concerns

(2018-19)

- Insufficient data available



William Mendenhall Middle

Livermore Valley Joint Unified School District



School Profile

Type: Intermediate/Middle/Junior High

Enrollment: 961

Charter School: No

Enrolled in Access Safe Routes Program: Not Enrolled

Site Assessment Completed: Not Completed*

School Champions: 1

Participating in Free + Universal Transit Pass Program

1% of eligible students received Clipper Cards



Demographics

Title One School: No

43% of school population identifies as non-white or Hispanic

7% of students qualify for free/reduced-price meals

2019-2020 Activities

- No Reported Activities

2018-2019 Activities

- No Reported Activities

↑ BACK TO TOP

*To view completed Site Assessments visit
<https://alamedacountysr2s.org/our-program/school-safety-assessments>

Sources

NOTE: Due to the COVID-19 pandemic, the Alameda County SR2S Program was not able to collect student hand tallies for the 2019-2020 school year as planned.

Enrollment: California Department of Education. Enrollment by School 2019-20.

School Champions: SR2S Site Coordinator School Evaluation.

Title One: Reflects program eligibility based on the federal threshold of 40% of students who qualify for the Free and Reduced Lunch Program.

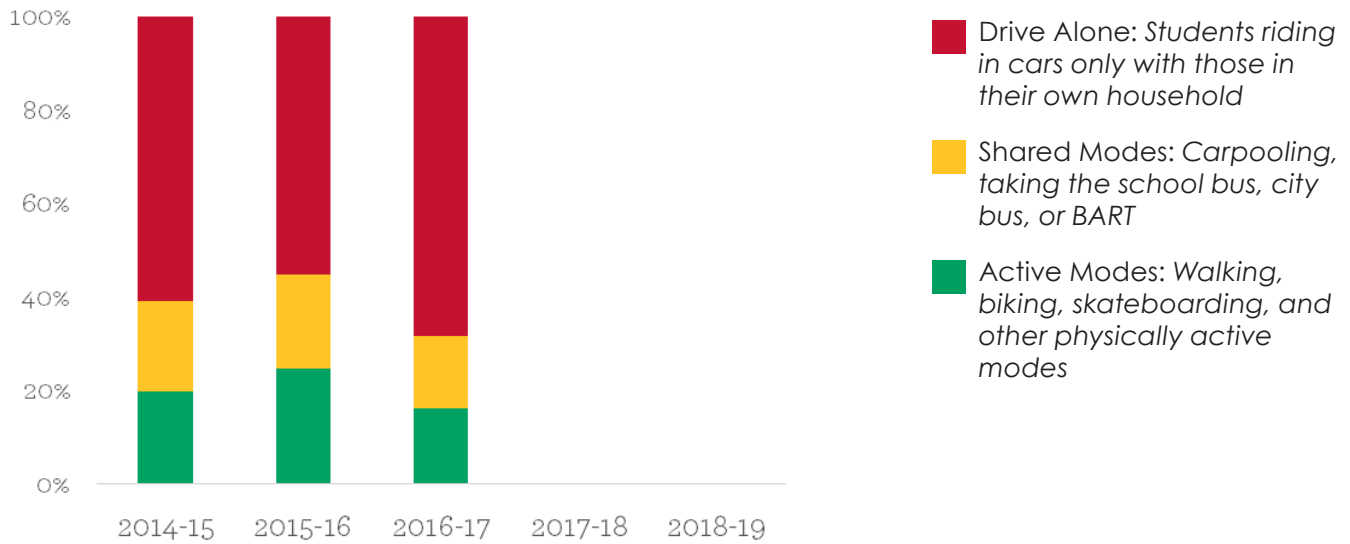
Non-white/Hispanic: California Department of Education. Enrollment by School 2019-20.

Free/Reduced-Price Meals: California Department of Education. Unduplicated Student Poverty-FRPM Data 2019-20.

Historic Mode Split and Changes in Travel Behavior: Student Hand Tallies



Historic Mode Split



Changes in Travel Behavior

From 2014-15 to 2016-17

- 3% active transportation trips
- 4% shared trips
- 7% drive-alone trips

Top Parent/Caregiver Concerns

(2018-19)

- Insufficient data available



New Haven Unified School District

[↑ BACK TO TOP](#)



alamedacountysr2s.org info@alamedacountysr2s.org

The Alameda County Safe Routes to Schools Program is a program of the Alameda County Transportation Commission (alamedactc.org) and is funded with Alameda County's local sales tax Measure B, regional, state and federal funds.

Alvarado Elementary

New Haven Unified School District



School Profile

Type: Elementary

Enrollment: 709

Charter School: No

Enrolled in Access Safe Routes Program: Not Enrolled

Site Assessment Completed: 2014*

School Champions: 1



Demographics

Title One School: Yes

93% of school population identifies as non-white or Hispanic

47% of students qualify for free/reduced-price meals

2019-2020 Activities

- International Walk and Roll to School Day

2018-2019 Activities

- Walking School Bus
- International Walk and Roll to School Day
- Ongoing Walk and Roll Events

↑ BACK TO TOP

*To view completed Site Assessments visit
<https://alamedacountysr2s.org/our-program/school-safety-assessments>

Sources

NOTE: Due to the COVID-19 pandemic, the Alameda County SR2S Program was not able to collect student hand tallies for the 2019-2020 school year as planned.

Enrollment: California Department of Education. Enrollment by School 2019-20.

School Champions: SR2S Site Coordinator School Evaluation.

Title One: Reflects program eligibility based on the federal threshold of 40% of students who qualify for the Free and Reduced Lunch Program.

Non-white/Hispanic: California Department of Education. Enrollment by School 2019-20.

Free/Reduced-Price Meals: California Department of Education. Unduplicated Student Poverty-FRPM Data 2019-20.

Historic Mode Split and Changes in Travel Behavior: Student Hand Tallies



Historic Mode Split



- Drive Alone: Students riding in cars only with those in their own household
- Shared Modes: Carpooling, taking the school bus, city bus, or BART
- Active Modes: Walking, biking, skateboarding, and other physically active modes

Changes in Travel Behavior

From N/A to N/A

N/A active transportation trips

N/A shared trips

N/A drive-alone trips

Top Parent/Caregiver Concerns

(2018-19)

- Insufficient data available

[↑ BACK TO TOP](#)



Cesar Chavez Middle (Union City)

New Haven Unified School District



School Profile

Type: Intermediate/Middle/Junior High

Enrollment: 1110

Charter School: No

Enrolled in Access Safe Routes Program: Not Enrolled

Site Assessment Completed: 2016*

School Champions: 1

Participating in Free + Means-Tested Transit Pass Program

33% of eligible students received Clipper Cards



Demographics

Title One School: Yes

95% of school population identifies as non-white or Hispanic

60% of students qualify for free/reduced-price meals

↑ BACK TO TOP

*To view completed Site Assessments visit
<https://alamedacountysr2s.org/our-program/school-safety-assessments>

Sources

NOTE: Due to the COVID-19 pandemic, the Alameda County SR2S Program was not able to collect student hand tallies for the 2019-2020 school year as planned.

Enrollment: California Department of Education. Enrollment by School 2019-20.

School Champions: SR2S Site Coordinator School Evaluation.

Title One: Reflects program eligibility based on the federal threshold of 40% of students who qualify for the Free and Reduced Lunch Program.

Non-white/Hispanic: California Department of Education. Enrollment by School 2019-20.

Free/Reduced-Price Meals: California Department of Education. Unduplicated Student Poverty-FRPM Data 2019-20.

Historic Mode Split and Changes in Travel Behavior: Student Hand Tallies



alamedacountysr2s.org info@alamedacountysr2s.org

2019-2020 Activities

- No Reported Activities

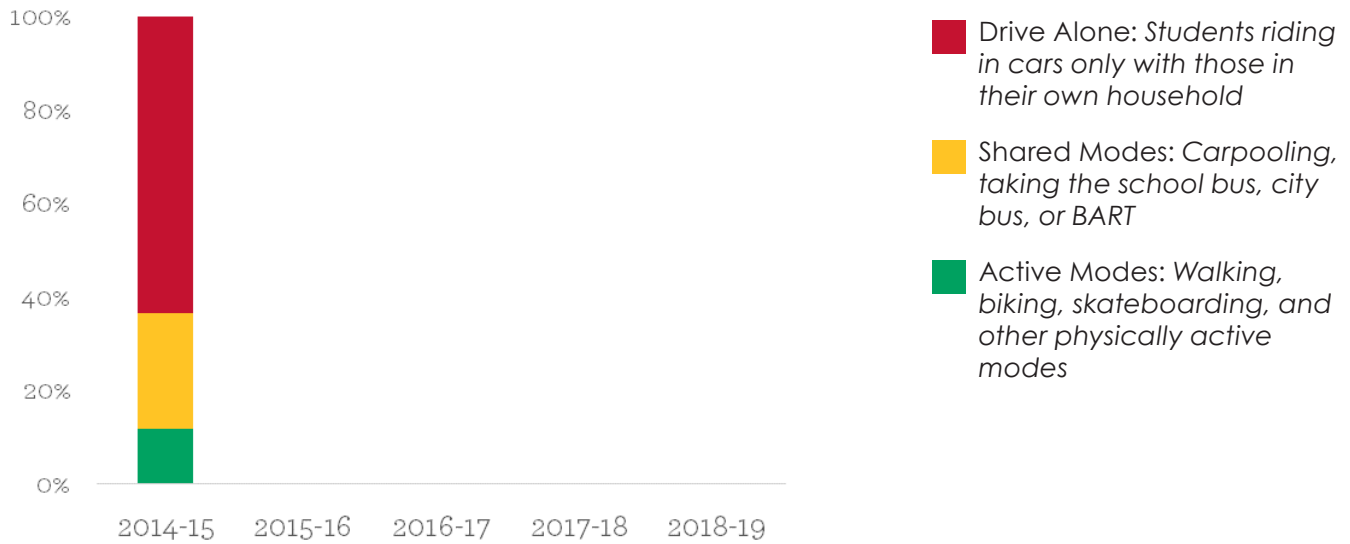
2018-2019 Activities

- Drive Your Bike
- Alameda County BikeMobile Visit
- Transit Education
- Golden Sneaker Contest



The Alameda County Safe Routes to Schools Program is a program of the Alameda County Transportation Commission (alamedactc.org) and is funded with Alameda County's local sales tax Measure B, regional, state and federal funds.

Historic Mode Split



Changes in Travel Behavior

From 2014-15 to 2014-15

N/A active transportation trips

N/A shared trips

N/A drive-alone trips

Top Parent/Caregiver Concerns

(2018-19)

- Insufficient data available



Conley-Caraballo High

New Haven Unified School District



School Profile

Type: High School

Enrollment: 9

Charter School: No

Enrolled in Access Safe Routes Program: Not Enrolled

Site Assessment Completed: Not Completed*

School Champions: 1

Participating in Free + Means-Tested Transit Pass Program

100% of eligible students received Clipper Cards



Demographics

Title One School: Yes

100% of school population identifies as non-white or Hispanic

67% of students qualify for free/reduced-price meals

↑ BACK TO TOP

*To view completed Site Assessments visit
<https://alamedacountysr2s.org/our-program/school-safety-assessments>

Sources

NOTE: Due to the COVID-19 pandemic, the Alameda County SR2S Program was not able to collect student hand tallies for the 2019-2020 school year as planned.

Enrollment: California Department of Education. Enrollment by School 2019-20.

School Champions: SR2S Site Coordinator School Evaluation.

Title One: Reflects program eligibility based on the federal threshold of 40% of students who qualify for the Free and Reduced Lunch Program.

Non-white/Hispanic: California Department of Education. Enrollment by School 2019-20.

Free/Reduced-Price Meals: California Department of Education. Unduplicated Student Poverty-FRPM Data 2019-20.

Historic Mode Split and Changes in Travel Behavior: Student Hand Tallies



alamedacountysr2s.org info@alamedacountysr2s.org

2019-2020 Activities

- No Reported Activities

2018-2019 Activities

- Drive Your Bike



The Alameda County Safe Routes to Schools Program is a program of the Alameda County Transportation Commission (alamedactc.org) and is funded with Alameda County's local sales tax Measure B, regional, state and federal funds.

Historic Mode Split



- Drive Alone: Students riding in cars only with those in their own household
- Shared Modes: Carpooling, taking the school bus, city bus, or BART
- Active Modes: Walking, biking, skateboarding, and other physically active modes

Changes in Travel Behavior

From N/A to N/A

N/A active transportation trips

N/A shared trips

N/A drive-alone trips

Top Parent/Caregiver Concerns

(2018-19)

- Insufficient data available

[↑ BACK TO TOP](#)



Delaine Eastin Elementary

New Haven Unified School District



NEW HAVEN UNIFIED
SCHOOL DISTRICT



School Profile

Type: Elementary

Enrollment: 731

Charter School: No

Enrolled in Access Safe Routes Program: Not Enrolled

Site Assessment Completed: 2013*

School Champions: 3



Demographics

Title One School: No

92% of school population identifies as non-white or Hispanic

20% of students qualify for free/reduced-price meals

↑ BACK TO TOP

*To view completed Site Assessments visit

<https://alamedacountysr2s.org/our-program/school-safety-assessments>

Sources

NOTE: Due to the COVID-19 pandemic, the Alameda County SR2S Program was not able to collect student hand tallies for the 2019-2020 school year as planned.

Enrollment: California Department of Education. Enrollment by School 2019-20.

School Champions: SR2S Site Coordinator School Evaluation.

Title One: Reflects program eligibility based on the federal threshold of 40% of students who qualify for the Free and Reduced Lunch Program.

Non-white/Hispanic: California Department of Education. Enrollment by School 2019-20.

Free/Reduced-Price Meals: California Department of Education. Unduplicated Student Poverty-FRPM Data 2019-20.

Historic Mode Split and Changes in Travel Behavior: Student Hand Tallies



alamedacountysr2s.org info@alamedacountysr2s.org

2019-2020 Activities

- International Walk and Roll to School Day
- Golden Sneaker Contest

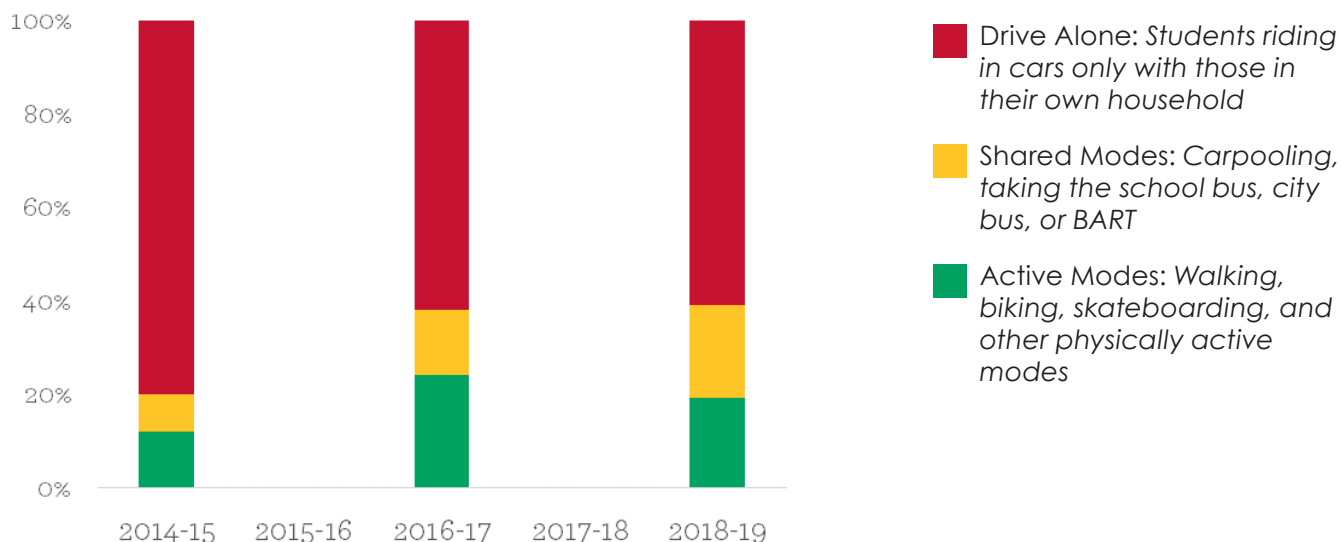
2018-2019 Activities

- Bike Rodeo
- Alameda County BikeMobile Visit
- Bike to School Day
- International Walk and Roll to School Day
- Golden Sneaker Contest



The Alameda County Safe Routes to Schools Program is a program of the Alameda County Transportation Commission (alamedactc.org) and is funded with Alameda County's local sales tax Measure B, regional, state and federal funds.

Historic Mode Split



Changes in Travel Behavior

From 2013-14 to 2016-17

2% active transportation trips

6% shared trips

-8% drive-alone trips

Top Parent/Caregiver Concerns


(2018-19)

- Takes too long to walk or bike to school
- Speeding cars
- Poor driving behavior on streets near school (distracted driving, speeding, not yielding at crosswalks)



Guy Jr. Emanuele Elementary

New Haven Unified School District



School Profile

Type: Elementary

Enrollment: 549

Charter School: No

Enrolled in Access Safe Routes Program: Not Enrolled

Site Assessment Completed: 2016*

School Champions: 2



Demographics

Title One School: Yes

93% of school population identifies as non-white or Hispanic

61% of students qualify for free/reduced-price meals

2019-2020 Activities

- Pedestrian Rodeo
- Walking School Bus
- Alameda County BikeMobile Visit
- International Walk and Roll to School Day
- Golden Sneaker Contest

2018-2019 Activities

- Pedestrian Rodeo
- Walking School Bus
- Rock the Block Assembly
- Alameda County BikeMobile Visit
- Bike to School Day
- International Walk and Roll to School Day
- Golden Sneaker Contest
- Ongoing Walk and Roll Events

↑ BACK TO TOP

*To view completed Site Assessments visit
<https://alamedacountysr2s.org/our-program/school-safety-assessments>

Sources

NOTE: Due to the COVID-19 pandemic, the Alameda County SR2S Program was not able to collect student hand tallies for the 2019-2020 school year as planned.

Enrollment: California Department of Education. Enrollment by School 2019-20.

School Champions: SR2S Site Coordinator School Evaluation.

Title One: Reflects program eligibility based on the federal threshold of 40% of students who qualify for the Free and Reduced Lunch Program.

Non-white/Hispanic: California Department of Education. Enrollment by School 2019-20.

Free/Reduced-Price Meals: California Department of Education. Unduplicated Student Poverty-FRPM Data 2019-20.

Historic Mode Split and Changes in Travel Behavior: Student Hand Tallies

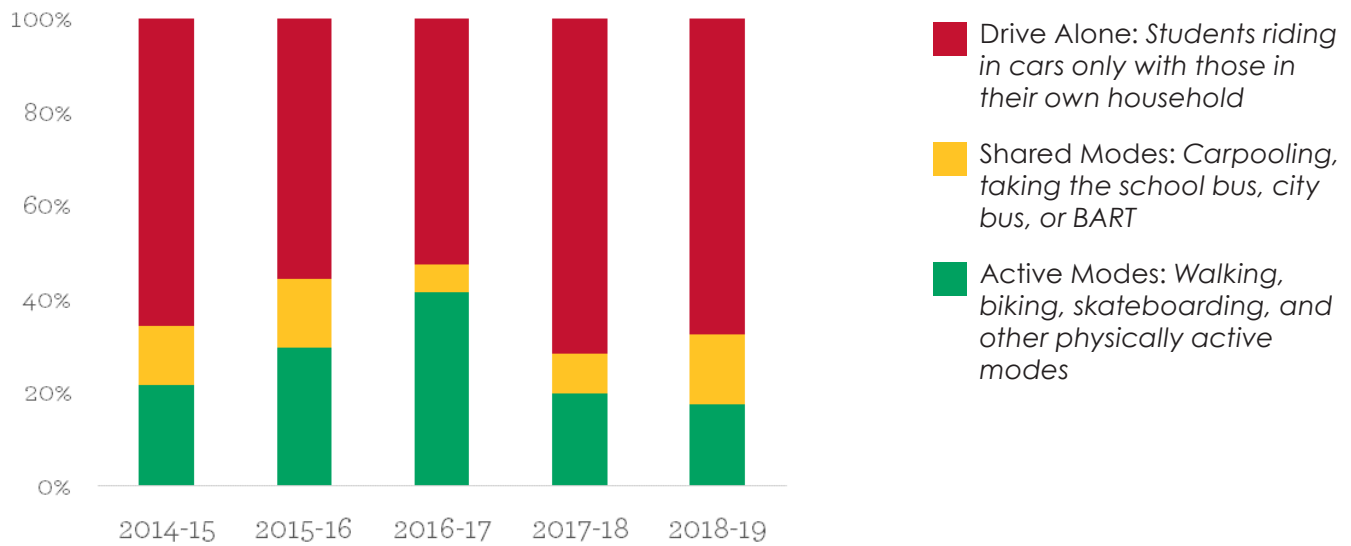


alamedacountysr2s.org info@alamedacountysr2s.org



The Alameda County Safe Routes to Schools Program is a program of the Alameda County Transportation Commission (alamedactc.org) and is funded with Alameda County's local sales tax Measure B, regional, state and federal funds.

Historic Mode Split



Changes in Travel Behavior

From 2014-15 to 2017-18

-4% active transportation trips

2% shared trips

2% drive-alone trips

Top Parent/Caregiver Concerns

(2018-19)

- Speeding cars
- Driving is more convenient
- Poor driving behavior on streets near school (distracted driving, speeding, not yielding at crosswalks)

[↑ BACK TO TOP](#)



Itliong-Vera Cruz Middle

New Haven Unified School District



School Profile

Type: Intermediate/Middle/Junior High

Enrollment: 1337

Charter School: No

Enrolled in Access Safe Routes Program: Yes

Site Assessment Completed: Not Completed*

School Champions: 1

Participating in Free + Means-Tested Transit Pass Program

10% of eligible students received Clipper Cards



Demographics

Title One School: No

93% of school population identifies as non-white or Hispanic

36% of students qualify for free/reduced-price meals

2019-2020 Activities

- Drive Your Bike
- Alameda County BikeMobile Visit

2018-2019 Activities

- Not Enrolled in 2018-2019 School Year

↑ BACK TO TOP

*To view completed Site Assessments visit
<https://alamedacountysr2s.org/our-program/school-safety-assessments>

Sources

NOTE: Due to the COVID-19 pandemic, the Alameda County SR2S Program was not able to collect student hand tallies for the 2019-2020 school year as planned.

Enrollment: California Department of Education. Enrollment by School 2019-20.

School Champions: SR2S Site Coordinator School Evaluation.

Title One: Reflects program eligibility based on the federal threshold of 40% of students who qualify for the Free and Reduced Lunch Program.

Non-white/Hispanic: California Department of Education. Enrollment by School 2019-20.

Free/Reduced-Price Meals: California Department of Education. Unduplicated Student Poverty-FRPM Data 2019-20.

Historic Mode Split and Changes in Travel Behavior: Student Hand Tallies



alamedacountysr2s.org info@alamedacountysr2s.org



The Alameda County Safe Routes to Schools Program is a program of the Alameda County Transportation Commission (alamedactc.org) and is funded with Alameda County's local sales tax Measure B, regional, state and federal funds.

Historic Mode Split



- Drive Alone: Students riding in cars only with those in their own household
- Shared Modes: Carpooling, taking the school bus, city bus, or BART
- Active Modes: Walking, biking, skateboarding, and other physically active modes

Changes in Travel Behavior

From N/A to N/A

N/A active transportation trips

N/A shared trips

N/A drive-alone trips

Top Parent/Caregiver Concerns

(2018-19)

- Insufficient data available

[↑ BACK TO TOP](#)



James Logan High

New Haven Unified School District



School Profile

Type: High School

Enrollment: 3650

Charter School: No

Enrolled in Access Safe Routes Program: Not Enrolled

Site Assessment Completed: 2018*

School Champions: 0

Participating in Free + Means-Tested Transit Pass Program

48% of eligible students received Clipper Cards



Demographics

Title One School: Yes

95% of school population identifies as non-white or Hispanic

44% of students qualify for free/reduced-price meals

2019-2020 Activities

- No Reported Activities

2018-2019 Activities

- No Reported Activities

↑ BACK TO TOP

*To view completed Site Assessments visit
<https://alamedacountysr2s.org/our-program/school-safety-assessments>

Sources

NOTE: Due to the COVID-19 pandemic, the Alameda County SR2S Program was not able to collect student hand tallies for the 2019-2020 school year as planned.

Enrollment: California Department of Education. Enrollment by School 2019-20.

School Champions: SR2S Site Coordinator School Evaluation.

Title One: Reflects program eligibility based on the federal threshold of 40% of students who qualify for the Free and Reduced Lunch Program.

Non-white/Hispanic: California Department of Education. Enrollment by School 2019-20.

Free/Reduced-Price Meals: California Department of Education. Unduplicated Student Poverty-FRPM Data 2019-20.

Historic Mode Split and Changes in Travel Behavior: Student Hand Tallies

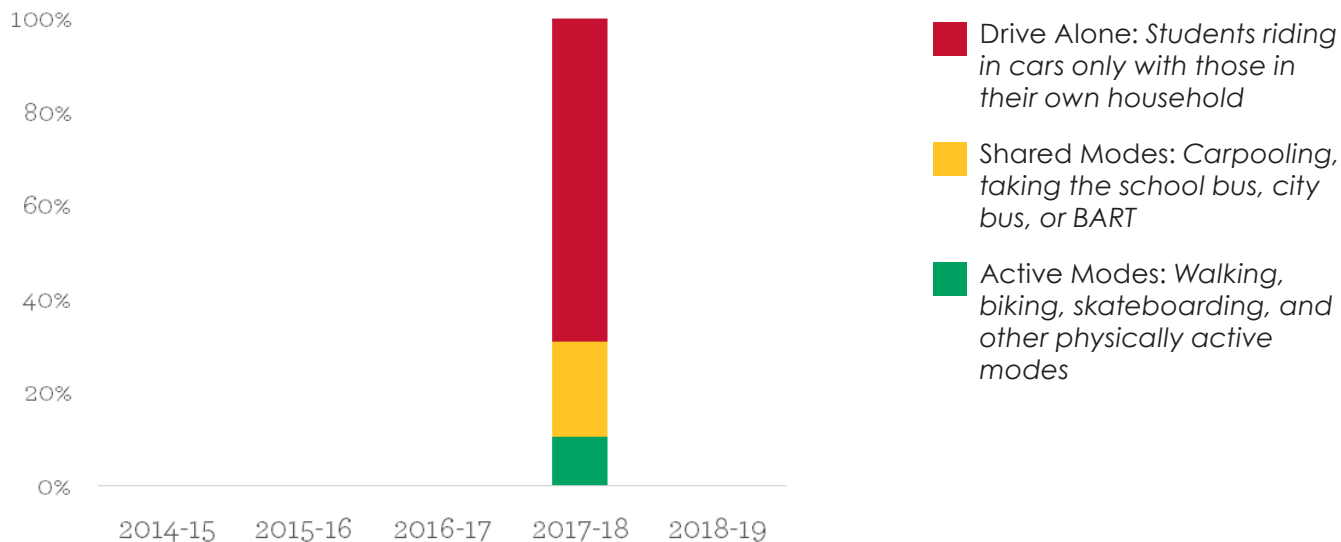


alamedacountysr2s.org info@alamedacountysr2s.org



The Alameda County Safe Routes to Schools Program is a program of the Alameda County Transportation Commission (alamedactc.org) and is funded with Alameda County's local sales tax Measure B, regional, state and federal funds.

Historic Mode Split



Changes in Travel Behavior

From 2017-18 to 2017-18

N/A active transportation trips

N/A shared trips

N/A drive-alone trips

Top Parent/Caregiver Concerns

(2018-19)

- Insufficient data available



Pioneer Elementary

New Haven Unified School District



School Profile

Type: Elementary

Enrollment: 733

Charter School: No

Enrolled in Access Safe Routes Program: Not Enrolled

Site Assessment Completed: 2016*

School Champions: 3



Demographics

Title One School: No

92% of school population identifies as non-white or Hispanic

36% of students qualify for free/reduced-price meals

2019-2020 Activities

- Alameda County BikeMobile Visit
- International Walk and Roll to School Day
- Golden Sneaker Contest
- Ongoing Walk and Roll Events

2018-2019 Activities

- Pedestrian Rodeo
- Rock the Block Assembly
- Alameda County BikeMobile Visit
- Bike to School Day
- International Walk and Roll to School Day
- Golden Sneaker Contest

↑ BACK TO TOP

*To view completed Site Assessments visit
<https://alamedacountysr2s.org/our-program/school-safety-assessments>

Sources

NOTE: Due to the COVID-19 pandemic, the Alameda County SR2S Program was not able to collect student hand tallies for the 2019-2020 school year as planned.

Enrollment: California Department of Education. Enrollment by School 2019-20.

School Champions: SR2S Site Coordinator School Evaluation.

Title One: Reflects program eligibility based on the federal threshold of 40% of students who qualify for the Free and Reduced Lunch Program.

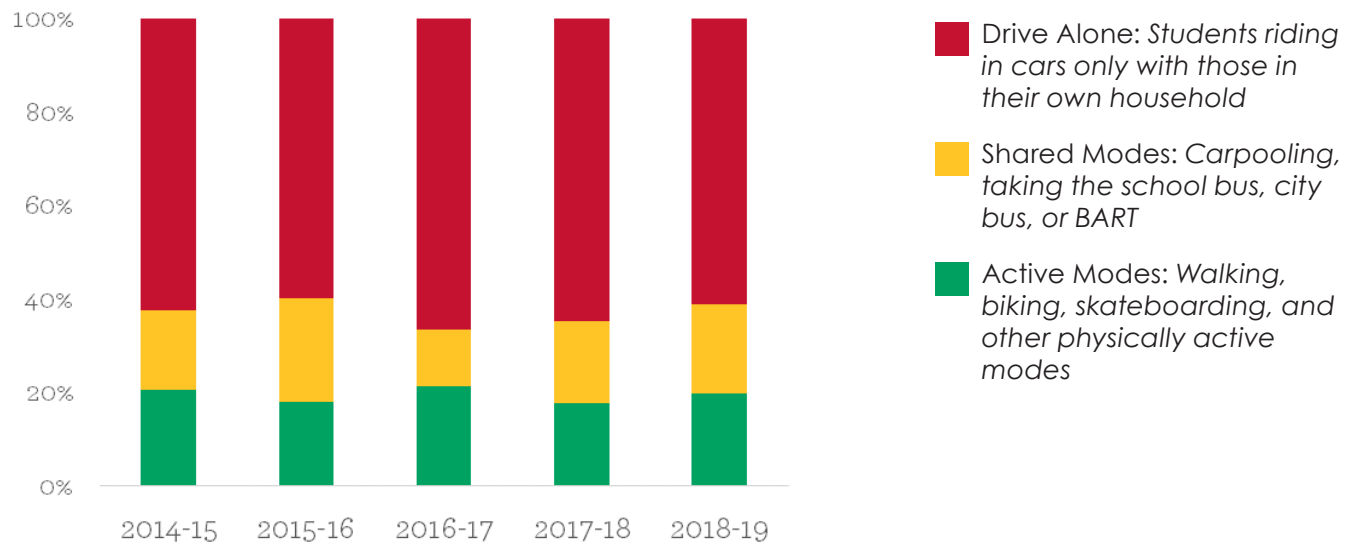
Non-white/Hispanic: California Department of Education. Enrollment by School 2019-20.

Free/Reduced-Price Meals: California Department of Education. Unduplicated Student Poverty-FRPM Data 2019-20.

Historic Mode Split and Changes in Travel Behavior: Student Hand Tallies



Historic Mode Split



Changes in Travel Behavior

From 2013-14 to 2017-18

-6% active transportation trips

10% shared trips

-5% drive-alone trips

Top Parent/Caregiver Concerns

(2018-19)

- Speeding cars
- Poor driving behavior on streets near school (distracted driving, speeding, not yielding at crosswalks)
- Takes too long to walk or bike to school

Searles Elementary

New Haven Unified School District



School Profile

Type: Elementary-High Combination

Enrollment: 717

Charter School: No

Enrolled in Access Safe Routes Program: Not Enrolled

Site Assessment Completed: 2016*

School Champions: 1



Demographics

Title One School: Yes

95% of school population identifies as non-white or Hispanic

62% of students qualify for free/reduced-price meals

2019-2020 Activities

- Pedestrian Rodeo
- Walking School Bus
- Alameda County BikeMobile Visit
- International Walk and Roll to School Day
- Golden Sneaker Contest

2018-2019 Activities

- Pedestrian Rodeo
- Rock the Block Assembly
- Bike Rodeo
- Alameda County BikeMobile Visit
- Bike to School Day
- International Walk and Roll to School Day
- Golden Sneaker Contest
- Ongoing Walk and Roll Events

↑ BACK TO TOP

*To view completed Site Assessments visit
<https://alamedacountysr2s.org/our-program/school-safety-assessments>

Sources

NOTE: Due to the COVID-19 pandemic, the Alameda County SR2S Program was not able to collect student hand tallies for the 2019-2020 school year as planned.

Enrollment: California Department of Education. Enrollment by School 2019-20.

School Champions: SR2S Site Coordinator School Evaluation.

Title One: Reflects program eligibility based on the federal threshold of 40% of students who qualify for the Free and Reduced Lunch Program.

Non-white/Hispanic: California Department of Education. Enrollment by School 2019-20.

Free/Reduced-Price Meals: California Department of Education. Unduplicated Student Poverty-FRPM Data 2019-20.

Historic Mode Split and Changes in Travel Behavior: Student Hand Tallies

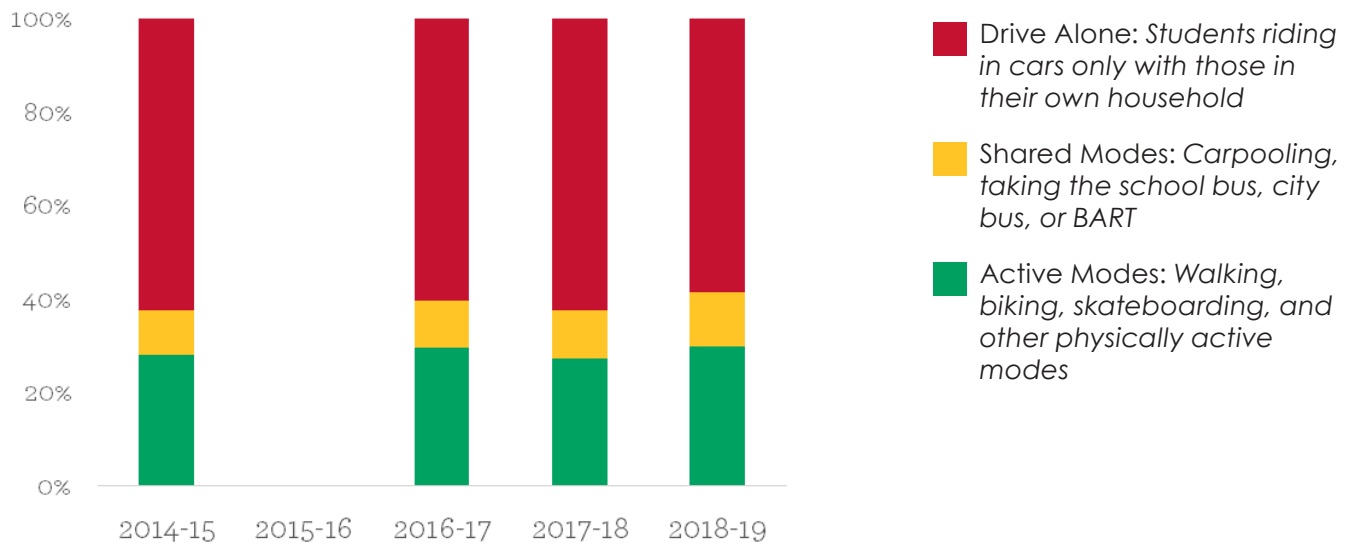


alamedacountysr2s.org info@alamedacountysr2s.org



The Alameda County Safe Routes to Schools Program is a program of the Alameda County Transportation Commission (alamedactc.org) and is funded with Alameda County's local sales tax Measure B, regional, state and federal funds.

Historic Mode Split



Changes in Travel Behavior

From 2013-14 to 2017-18

-5% active transportation trips

1% shared trips

4% drive-alone trips

Top Parent/Caregiver Concerns

(2018-19)

- Takes too long to walk or bike to school
- Bad weather
- Poor driving behavior on streets near school (distracted driving, speeding, not yielding at crosswalks)



Tom Kitayama Elementary

New Haven Unified School District



School Profile

Type: Elementary

Enrollment: 747

Charter School: No

Enrolled in Access Safe Routes Program: Not Enrolled

Site Assessment Completed: 2016*

School Champions: 1



Demographics

Title One School: No

91% of school population identifies as non-white or Hispanic

39% of students qualify for free/reduced-price meals

2019-2020 Activities

- International Walk and Roll to School Day

2018-2019 Activities

- Rock the Block Assembly
- Bike Rodeo
- Alameda County BikeMobile Visit
- Bike to School Day
- International Walk and Roll to School Day

↑ BACK TO TOP

*To view completed Site Assessments visit
<https://alamedacountysr2s.org/our-program/school-safety-assessments>

Sources

NOTE: Due to the COVID-19 pandemic, the Alameda County SR2S Program was not able to collect student hand tallies for the 2019-2020 school year as planned.

Enrollment: California Department of Education. Enrollment by School 2019-20.

School Champions: SR2S Site Coordinator School Evaluation.

Title One: Reflects program eligibility based on the federal threshold of 40% of students who qualify for the Free and Reduced Lunch Program.

Non-white/Hispanic: California Department of Education. Enrollment by School 2019-20.

Free/Reduced-Price Meals: California Department of Education. Unduplicated Student Poverty-FRPM Data 2019-20.

Historic Mode Split and Changes in Travel Behavior: Student Hand Tallies

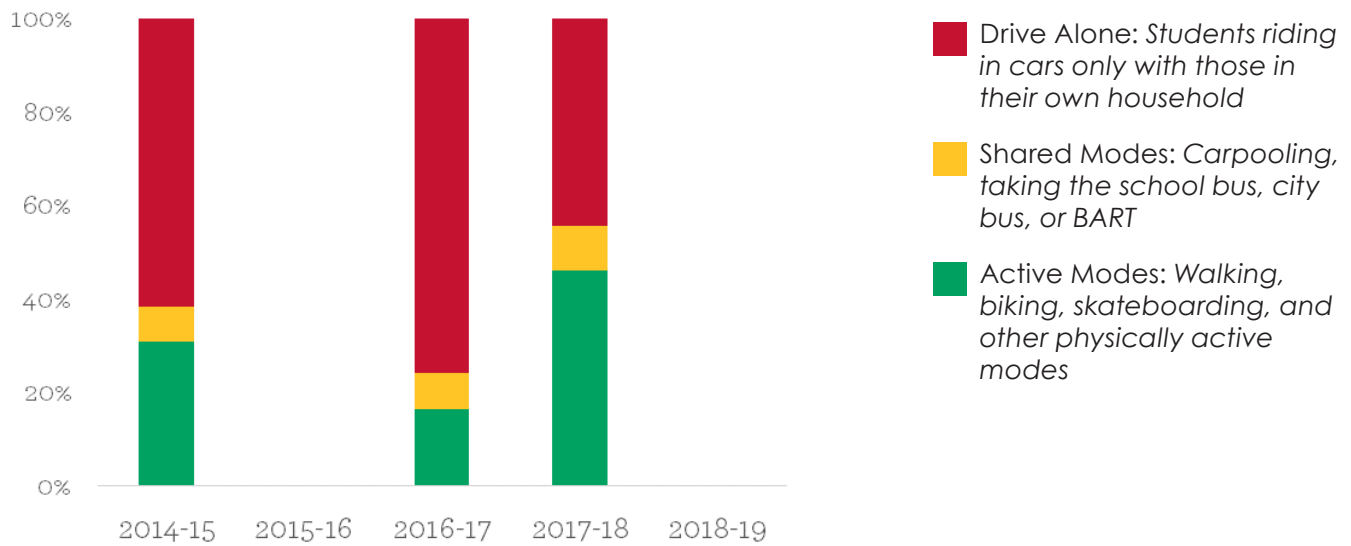


alamedacountysr2s.org info@alamedacountysr2s.org



The Alameda County Safe Routes to Schools Program is a program of the Alameda County Transportation Commission (alamedactc.org) and is funded with Alameda County's local sales tax Measure B, regional, state and federal funds.

Historic Mode Split



Changes in Travel Behavior

From 2013-14 to 2017-18

23% active transportation trips

1% shared trips

-23% drive-alone trips

Top Parent/Caregiver Concerns

(2018-19)

- Speeding cars
- Bad weather
- Concerns about criminal activity (stranger danger, gangs, violence, or dogs)



Newark Unified School District

[↑ BACK TO TOP](#)



alamedacountysr2s.org info@alamedacountysr2s.org

The Alameda County Safe Routes to Schools Program is a program of the Alameda County Transportation Commission (alamedactc.org) and is funded with Alameda County's local sales tax Measure B, regional, state and federal funds.

August Schilling Elementary

Newark Unified School District



School Profile

Type: Elementary

Enrollment: 375

Charter School: No

Enrolled in Access Safe Routes Program: Not Enrolled

Site Assessment Completed: 2018*

School Champions: 1



Demographics

Title One School: Yes

97% of school population identifies as non-white or Hispanic

70% of students qualify for free/reduced-price meals

2019-2020 Activities

- Golden Sneaker Contest

2018-2019 Activities

- Pedestrian Rodeo
- Rock the Block Assembly
- Bike Rodeo
- Alameda County BikeMobile Visit
- International Walk and Roll to School Day
- Golden Sneaker Contest

↑ BACK TO TOP

*To view completed Site Assessments visit
<https://alamedacountysr2s.org/our-program/school-safety-assessments>

Sources

NOTE: Due to the COVID-19 pandemic, the Alameda County SR2S Program was not able to collect student hand tallies for the 2019-2020 school year as planned.

Enrollment: California Department of Education. Enrollment by School 2019-20.

School Champions: SR2S Site Coordinator School Evaluation.

Title One: Reflects program eligibility based on the federal threshold of 40% of students who qualify for the Free and Reduced Lunch Program.

Non-white/Hispanic: California Department of Education. Enrollment by School 2019-20.

Free/Reduced-Price Meals: California Department of Education. Unduplicated Student Poverty-FRPM Data 2019-20.

Historic Mode Split and Changes in Travel Behavior: Student Hand Tallies

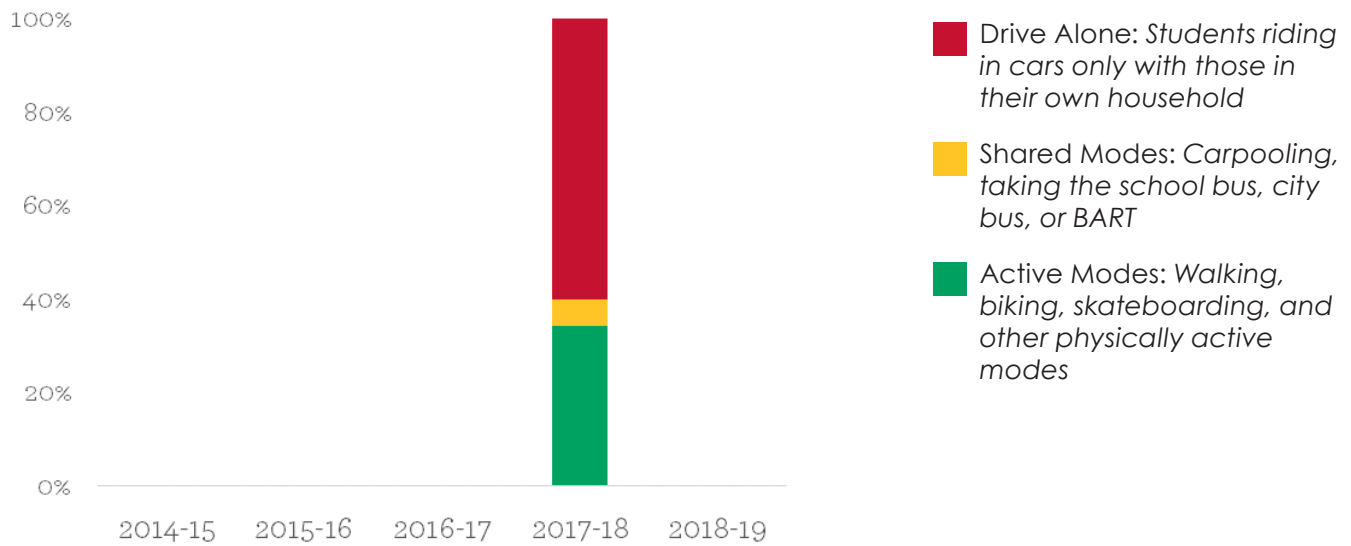


alamedacountysr2s.org info@alamedacountysr2s.org



The Alameda County Safe Routes to Schools Program is a program of the Alameda County Transportation Commission (alamedactc.org) and is funded with Alameda County's local sales tax Measure B, regional, state and federal funds.

Historic Mode Split



Changes in Travel Behavior

From 2017-18 to 2017-18

N/A active transportation trips

N/A shared trips

N/A drive-alone trips

Top Parent/Caregiver Concerns

(2018-19)

- Insufficient data available



E. L. Musick Elementary

Newark Unified School District



School Profile

Type: Elementary

Enrollment: 274

Charter School: No

Enrolled in Access Safe Routes Program: Not Enrolled

Site Assessment Completed: 2016*

School Champions: 2



Demographics

Title One School: Yes

89% of school population identifies as non-white or Hispanic

56% of students qualify for free/reduced-price meals

↑ BACK TO TOP

*To view completed Site Assessments visit
<https://alamedacountysr2s.org/our-program/school-safety-assessments>

Sources

NOTE: Due to the COVID-19 pandemic, the Alameda County SR2S Program was not able to collect student hand tallies for the 2019-2020 school year as planned.

Enrollment: California Department of Education. Enrollment by School 2019-20.

School Champions: SR2S Site Coordinator School Evaluation.

Title One: Reflects program eligibility based on the federal threshold of 40% of students who qualify for the Free and Reduced Lunch Program.

Non-white/Hispanic: California Department of Education. Enrollment by School 2019-20.

Free/Reduced-Price Meals: California Department of Education. Unduplicated Student Poverty-FRPM Data 2019-20.

Historic Mode Split and Changes in Travel Behavior: Student Hand Tallies



alamedacountysr2s.org info@alamedacountysr2s.org

2019-2020 Activities

- International Walk and Roll to School Day
- Golden Sneaker Contest

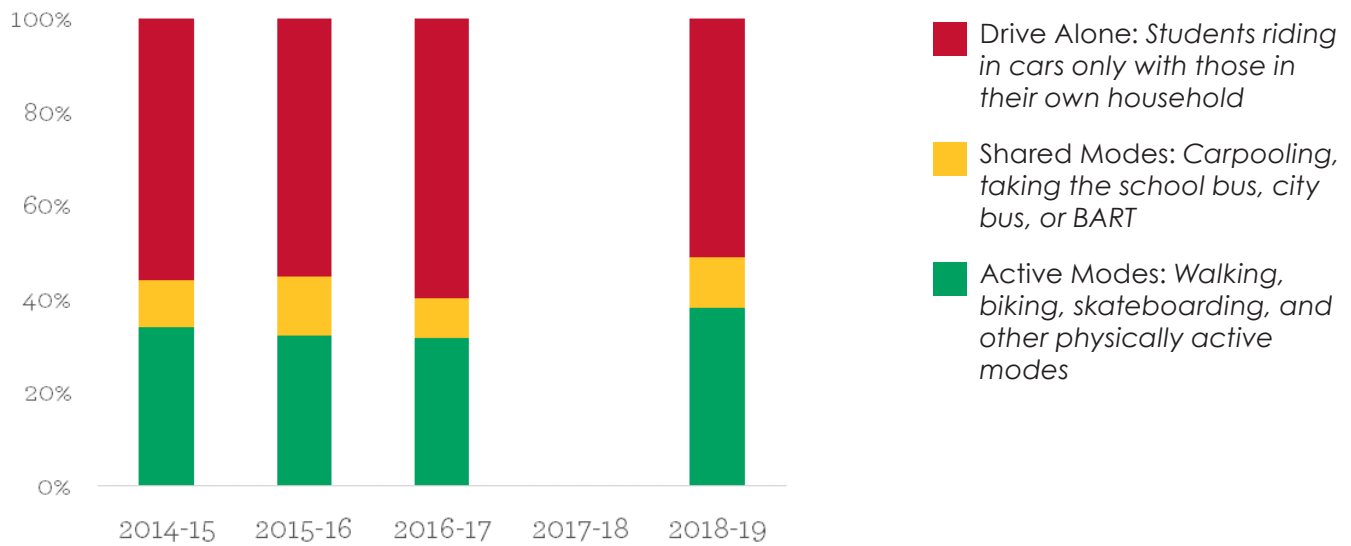
2018-2019 Activities

- Pedestrian Rodeo
- Rock the Block Assembly
- Step Up Crew Assembly
- Alameda County BikeMobile Visit
- Bike to School Day
- International Walk and Roll to School Day
- Golden Sneaker Contest



The Alameda County Safe Routes to Schools Program is a program of the Alameda County Transportation Commission (alamedactc.org) and is funded with Alameda County's local sales tax Measure B, regional, state and federal funds.

Historic Mode Split



Changes in Travel Behavior

From 2014-15 to 2016-17

4% active transportation trips

1% shared trips

-5% drive-alone trips

Top Parent/Caregiver Concerns

(2018-19)

- Insufficient data available

James A. Graham Elementary

Newark Unified School District



School Profile

Type: Elementary

Enrollment: 363

Charter School: No

Enrolled in Access Safe Routes Program: Yes

Site Assessment Completed: Not Completed*

School Champions: 1



Demographics

Title One School: Yes

93% of school population identifies as non-white or Hispanic

59% of students qualify for free/reduced-price meals

2019-2020 Activities

- International Walk and Roll to School Day

2018-2019 Activities

- Not Enrolled in 2018-2019 School Year

↑ BACK TO TOP

*To view completed Site Assessments visit
<https://alamedacountysr2s.org/our-program/school-safety-assessments>

Sources

NOTE: Due to the COVID-19 pandemic, the Alameda County SR2S Program was not able to collect student hand tallies for the 2019-2020 school year as planned.

Enrollment: California Department of Education. Enrollment by School 2019-20.

School Champions: SR2S Site Coordinator School Evaluation.

Title One: Reflects program eligibility based on the federal threshold of 40% of students who qualify for the Free and Reduced Lunch Program.

Non-white/Hispanic: California Department of Education. Enrollment by School 2019-20.

Free/Reduced-Price Meals: California Department of Education. Unduplicated Student Poverty-FRPM Data 2019-20.

Historic Mode Split and Changes in Travel Behavior: Student Hand Tallies



Historic Mode Split



- Drive Alone: Students riding in cars only with those in their own household
- Shared Modes: Carpooling, taking the school bus, city bus, or BART
- Active Modes: Walking, biking, skateboarding, and other physically active modes

Changes in Travel Behavior

From N/A to N/A

N/A active transportation trips

N/A shared trips

N/A drive-alone trips

Top Parent/Caregiver Concerns

(2018-19)

- Insufficient data available



John F. Kennedy Elementary

Newark Unified School District



School Profile

Type: Elementary

Enrollment: 402

Charter School: No

Enrolled in Access Safe Routes Program: Not Enrolled

Site Assessment Completed: 2016*

School Champions: 1



Demographics

Title One School: No

81% of school population identifies as non-white or Hispanic

28% of students qualify for free/reduced-price meals

2019-2020 Activities

- Pedestrian Rodeo
- International Walk and Roll to School Day
- Golden Sneaker Contest
- Ongoing Walk and Roll Events

2018-2019 Activities

- Pedestrian Rodeo
- Alameda County BikeMobile Visit
- Bike to School Day
- International Walk and Roll to School Day
- Golden Sneaker Contest
- Ongoing Walk and Roll Events

↑ BACK TO TOP

*To view completed Site Assessments visit
<https://alamedacountysr2s.org/our-program/school-safety-assessments>

Sources

NOTE: Due to the COVID-19 pandemic, the Alameda County SR2S Program was not able to collect student hand tallies for the 2019-2020 school year as planned.

Enrollment: California Department of Education. Enrollment by School 2019-20.

School Champions: SR2S Site Coordinator School Evaluation.

Title One: Reflects program eligibility based on the federal threshold of 40% of students who qualify for the Free and Reduced Lunch Program.

Non-white/Hispanic: California Department of Education. Enrollment by School 2019-20.

Free/Reduced-Price Meals: California Department of Education. Unduplicated Student Poverty-FRPM Data 2019-20.

Historic Mode Split and Changes in Travel Behavior: Student Hand Tallies



alamedacountysr2s.org info@alamedacountysr2s.org



The Alameda County Safe Routes to Schools Program is a program of the Alameda County Transportation Commission (alamedactc.org) and is funded with Alameda County's local sales tax Measure B, regional, state and federal funds.

Lincoln Elementary (Newark)

Newark Unified School District



School Profile

Type: Elementary

Enrollment: 388

Charter School: No

Enrolled in Access Safe Routes Program: Not Enrolled

Site Assessment Completed: 2017*

School Champions: 1



Demographics

Title One School: Yes

85% of school population identifies as non-white or Hispanic

48% of students qualify for free/reduced-price meals

↑ BACK TO TOP

*To view completed Site Assessments visit
<https://alamedacountysr2s.org/our-program/school-safety-assessments>

Sources

NOTE: Due to the COVID-19 pandemic, the Alameda County SR2S Program was not able to collect student hand tallies for the 2019-2020 school year as planned.

Enrollment: California Department of Education. Enrollment by School 2019-20.

School Champions: SR2S Site Coordinator School Evaluation.

Title One: Reflects program eligibility based on the federal threshold of 40% of students who qualify for the Free and Reduced Lunch Program.

Non-white/Hispanic: California Department of Education. Enrollment by School 2019-20.

Free/Reduced-Price Meals: California Department of Education. Unduplicated Student Poverty-FRPM Data 2019-20.

Historic Mode Split and Changes in Travel Behavior: Student Hand Tallies



alamedacountysr2s.org info@alamedacountysr2s.org

2019-2020 Activities

- No Reported Activities

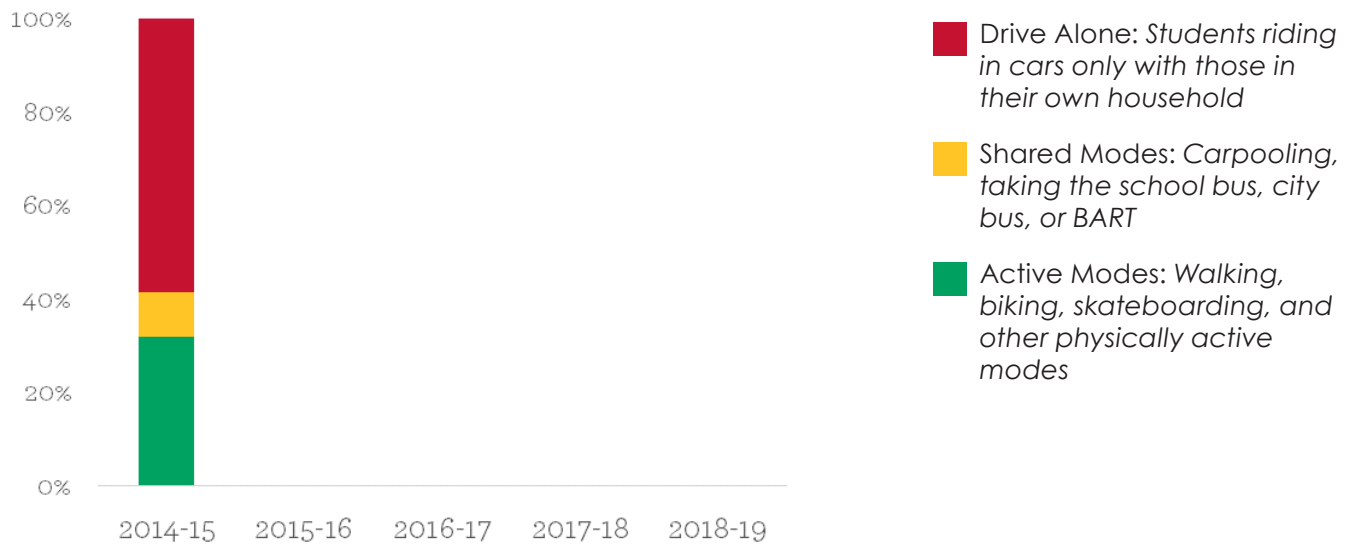
2018-2019 Activities

- No Reported Activities



The Alameda County Safe Routes to Schools Program is a program of the Alameda County Transportation Commission (alamedactc.org) and is funded with Alameda County's local sales tax Measure B, regional, state and federal funds.

Historic Mode Split



Changes in Travel Behavior

From 2014-15 to 2014-15

N/A active transportation trips

N/A shared trips

N/A drive-alone trips

Top Parent/Caregiver Concerns

(2018-19)

- Insufficient data available



Newark Junior High

Newark Unified School District



School Profile

Type: Intermediate/Middle/Junior High

Enrollment: 893

Charter School: No

Enrolled in Access Safe Routes Program: Yes

Site Assessment Completed: Not Completed*

School Champions: 2

Participating in Free + Means-Tested Transit Pass Program

16% of eligible students received Clipper Cards



Demographics

Title One School: Yes

89% of school population identifies as non-white or Hispanic

52% of students qualify for free/reduced-price meals

↑ BACK TO TOP

*To view completed Site Assessments visit
<https://alamedacountysr2s.org/our-program/school-safety-assessments>

Sources

NOTE: Due to the COVID-19 pandemic, the Alameda County SR2S Program was not able to collect student hand tallies for the 2019-2020 school year as planned.

Enrollment: California Department of Education. Enrollment by School 2019-20.

School Champions: SR2S Site Coordinator School Evaluation.

Title One: Reflects program eligibility based on the federal threshold of 40% of students who qualify for the Free and Reduced Lunch Program.

Non-white/Hispanic: California Department of Education. Enrollment by School 2019-20.

Free/Reduced-Price Meals: California Department of Education. Unduplicated Student Poverty-FRPM Data 2019-20.

Historic Mode Split and Changes in Travel Behavior: Student Hand Tallies



2019-2020 Activities

- No Reported Activities

2018-2019 Activities

- Not Enrolled in 2018-2019 School Year



Historic Mode Split



- Drive Alone: Students riding in cars only with those in their own household
- Shared Modes: Carpooling, taking the school bus, city bus, or BART
- Active Modes: Walking, biking, skateboarding, and other physically active modes

Changes in Travel Behavior

From N/A to N/A

N/A active transportation trips

N/A shared trips

N/A drive-alone trips

Top Parent/Caregiver Concerns

(2018-19)

- Insufficient data available



Oakland Unified School District

[↑ BACK TO TOP](#)



alamedacountysr2s.org info@alamedacountysr2s.org

The Alameda County Safe Routes to Schools Program is a program of the Alameda County Transportation Commission (alamedactc.org) and is funded with Alameda County's local sales tax Measure B, regional, state and federal funds.

Achieve Academy

Oakland Unified School District



School Profile

Type: Elementary

Enrollment: 650

Charter School: Yes

Enrolled in Access Safe Routes Program: Not Enrolled

Site Assessment Completed: 2010*

School Champions: 1



Demographics

Title One School: Yes

96% of school population identifies as non-white or Hispanic

80% of students qualify for free/reduced-price meals

2019-2020 Activities

- International Walk and Roll to School Day
- Golden Sneaker Contest

2018-2019 Activities

- Pedestrian Rodeo
- Rock the Block Assembly
- International Walk and Roll to School Day
- Golden Sneaker Contest

↑ BACK TO TOP

*To view completed Site Assessments visit
<https://alamedacountysr2s.org/our-program/school-safety-assessments>

Sources

NOTE: Due to the COVID-19 pandemic, the Alameda County SR2S Program was not able to collect student hand tallies for the 2019-2020 school year as planned.

Enrollment: California Department of Education. Enrollment by School 2019-20.

School Champions: SR2S Site Coordinator School Evaluation.

Title One: Reflects program eligibility based on the federal threshold of 40% of students who qualify for the Free and Reduced Lunch Program.

Non-white/Hispanic: California Department of Education. Enrollment by School 2019-20.

Free/Reduced-Price Meals: California Department of Education. Unduplicated Student Poverty-FRPM Data 2019-20.

Historic Mode Split and Changes in Travel Behavior: Student Hand Tallies

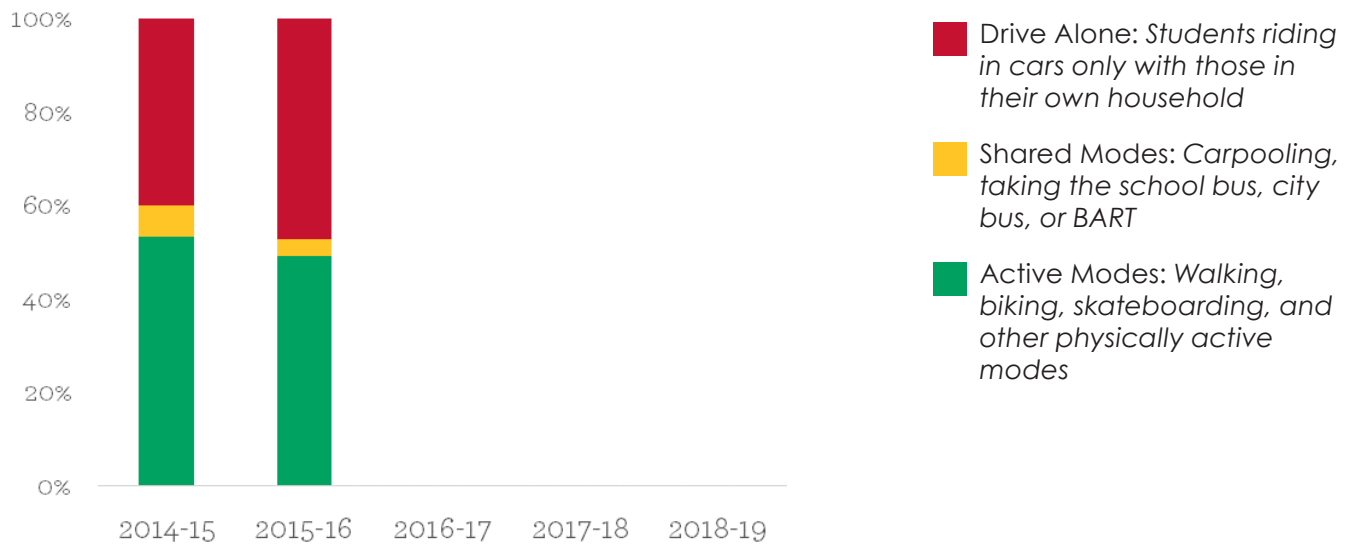


alamedacountysr2s.org info@alamedacountysr2s.org



The Alameda County Safe Routes to Schools Program is a program of the Alameda County Transportation Commission (alamedactc.org) and is funded with Alameda County's local sales tax Measure B, regional, state and federal funds.

Historic Mode Split



Changes in Travel Behavior

From 2013-14 to 2015-16

-16% active transportation trips

-4% shared trips

20% drive-alone trips

Top Parent/Caregiver Concerns

(2018-19)

- Insufficient data available

ACORN Woodland Elementary

Oakland Unified School District



School Profile

Type: Elementary

Enrollment: 281

Charter School: No

Enrolled in Access Safe Routes Program: Not Enrolled

Site Assessment Completed: 2010*

School Champions: 1



Demographics

Title One School: Yes

98% of school population identifies as non-white or Hispanic

91% of students qualify for free/reduced-price meals

2019-2020 Activities

- No Reported Activities

2018-2019 Activities

- No Reported Activities

↑ BACK TO TOP

*To view completed Site Assessments visit
<https://alamedacountysr2s.org/our-program/school-safety-assessments>

Sources

NOTE: Due to the COVID-19 pandemic, the Alameda County SR2S Program was not able to collect student hand tallies for the 2019-2020 school year as planned.

Enrollment: California Department of Education. Enrollment by School 2019-20.

School Champions: SR2S Site Coordinator School Evaluation.

Title One: Reflects program eligibility based on the federal threshold of 40% of students who qualify for the Free and Reduced Lunch Program.

Non-white/Hispanic: California Department of Education. Enrollment by School 2019-20.

Free/Reduced-Price Meals: California Department of Education. Unduplicated Student Poverty-FRPM Data 2019-20.

Historic Mode Split and Changes in Travel Behavior: Student Hand Tallies



Historic Mode Split



- Drive Alone: Students riding in cars only with those in their own household
- Shared Modes: Carpooling, taking the school bus, city bus, or BART
- Active Modes: Walking, biking, skateboarding, and other physically active modes

Changes in Travel Behavior

From N/A to N/A

N/A active transportation trips

N/A shared trips

N/A drive-alone trips

Top Parent/Caregiver Concerns

(2018-19)

- Insufficient data available



Allendale Elementary

Oakland Unified School District



School Profile

Type: Elementary

Enrollment: 400

Charter School: No

Enrolled in Access Safe Routes Program: Not Enrolled

Site Assessment Completed: Not Completed*

School Champions: 0



Demographics

Title One School: Yes

97% of school population identifies as non-white or Hispanic

83% of students qualify for free/reduced-price meals

2019-2020 Activities

- International Walk and Roll to School Day
- Golden Sneaker Contest

2018-2019 Activities

- Golden Sneaker Contest

↑ BACK TO TOP

*To view completed Site Assessments visit
<https://alamedacountysr2s.org/our-program/school-safety-assessments>

Sources

NOTE: Due to the COVID-19 pandemic, the Alameda County SR2S Program was not able to collect student hand tallies for the 2019-2020 school year as planned.

Enrollment: California Department of Education. Enrollment by School 2019-20.

School Champions: SR2S Site Coordinator School Evaluation.

Title One: Reflects program eligibility based on the federal threshold of 40% of students who qualify for the Free and Reduced Lunch Program.

Non-white/Hispanic: California Department of Education. Enrollment by School 2019-20.

Free/Reduced-Price Meals: California Department of Education. Unduplicated Student Poverty-FRPM Data 2019-20.

Historic Mode Split and Changes in Travel Behavior: Student Hand Tallies



alamedacountysr2s.org info@alamedacountysr2s.org



The Alameda County Safe Routes to Schools Program is a program of the Alameda County Transportation Commission (alamedactc.org) and is funded with Alameda County's local sales tax Measure B, regional, state and federal funds.

Historic Mode Split



- Drive Alone: Students riding in cars only with those in their own household
- Shared Modes: Carpooling, taking the school bus, city bus, or BART
- Active Modes: Walking, biking, skateboarding, and other physically active modes

Changes in Travel Behavior

From N/A to N/A

N/A active transportation trips

N/A shared trips

N/A drive-alone trips

Top Parent/Caregiver Concerns

(2018-19)

- Insufficient data available



ARISE High

Oakland Unified School District



School Profile

Type: High School

Enrollment: 369

Charter School: Yes

Enrolled in Access Safe Routes Program: Yes

Site Assessment Completed: 2019*

School Champions: 1



Demographics

Title One School: Yes

100% of school population identifies as non-white or Hispanic

82% of students qualify for free/reduced-price meals

2019-2020 Activities

- No Reported Activities

2018-2019 Activities

- No Reported Activities
- Drive Your Bike

↑ BACK TO TOP

*To view completed Site Assessments visit
<https://alamedacountysr2s.org/our-program/school-safety-assessments>

Sources

NOTE: Due to the COVID-19 pandemic, the Alameda County SR2S Program was not able to collect student hand tallies for the 2019-2020 school year as planned.

Enrollment: California Department of Education. Enrollment by School 2019-20.

School Champions: SR2S Site Coordinator School Evaluation.

Title One: Reflects program eligibility based on the federal threshold of 40% of students who qualify for the Free and Reduced Lunch Program.

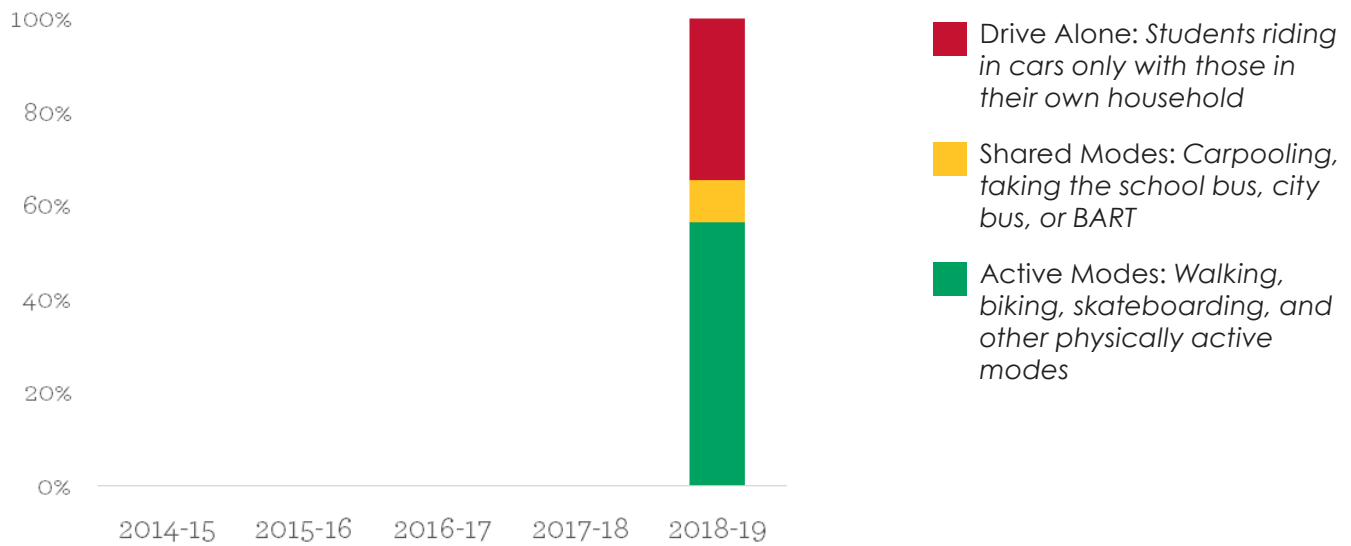
Non-white/Hispanic: California Department of Education. Enrollment by School 2019-20.

Free/Reduced-Price Meals: California Department of Education. Unduplicated Student Poverty-FRPM Data 2019-20.

Historic Mode Split and Changes in Travel Behavior: Student Hand Tallies



Historic Mode Split



Changes in Travel Behavior

From N/A to N/A

N/A active transportation trips

N/A shared trips

N/A drive-alone trips

Top Parent/Caregiver Concerns

(2018-19)

- Insufficient data available



ASCEND

Oakland Unified School District



School Profile

Type: Elementary

Enrollment: 494

Charter School: Yes

Enrolled in Access Safe Routes Program: Not Enrolled

Site Assessment Completed: 2016*

School Champions: 0



Demographics

Title One School: Yes

99% of school population identifies as non-white or Hispanic

78% of students qualify for free/reduced-price meals

2019-2020 Activities

- No Reported Activities

2018-2019 Activities

- Step Up Crew Assembly
- Drive Your Bike

↑ BACK TO TOP

*To view completed Site Assessments visit
<https://alamedacountysr2s.org/our-program/school-safety-assessments>

Sources

NOTE: Due to the COVID-19 pandemic, the Alameda County SR2S Program was not able to collect student hand tallies for the 2019-2020 school year as planned.

Enrollment: California Department of Education. Enrollment by School 2019-20.

School Champions: SR2S Site Coordinator School Evaluation.

Title One: Reflects program eligibility based on the federal threshold of 40% of students who qualify for the Free and Reduced Lunch Program.

Non-white/Hispanic: California Department of Education. Enrollment by School 2019-20.

Free/Reduced-Price Meals: California Department of Education. Unduplicated Student Poverty-FRPM Data 2019-20.

Historic Mode Split and Changes in Travel Behavior: Student Hand Tallies

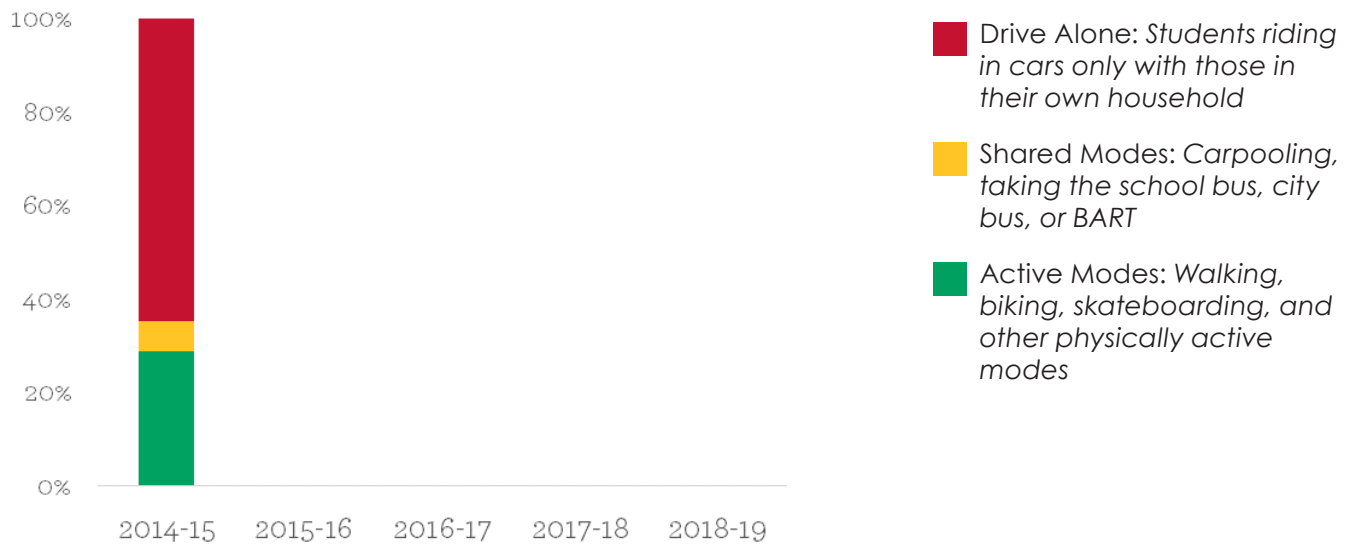


alamedacountysr2s.org info@alamedacountysr2s.org



The Alameda County Safe Routes to Schools Program is a program of the Alameda County Transportation Commission (alamedactc.org) and is funded with Alameda County's local sales tax Measure B, regional, state and federal funds.

Historic Mode Split



Changes in Travel Behavior

From 2014-15 to 2014-15

N/A active transportation trips

N/A shared trips

N/A drive-alone trips

Top Parent/Caregiver Concerns

(2018-19)

- Insufficient data available



Aspire College Academy

Oakland Unified School District



School Profile

Type: Elementary

Enrollment: 293

Charter School: Yes

Enrolled in Access Safe Routes Program: Not Enrolled

Site Assessment Completed: Not Completed*

School Champions: 0



Demographics

Title One School: Yes

100% of school population identifies as non-white or Hispanic

88% of students qualify for free/reduced-price meals

2019-2020 Activities

- No Reported Activities

2018-2019 Activities

- No Reported Activities

↑ BACK TO TOP

*To view completed Site Assessments visit
<https://alamedacountysr2s.org/our-program/school-safety-assessments>

Sources

NOTE: Due to the COVID-19 pandemic, the Alameda County SR2S Program was not able to collect student hand tallies for the 2019-2020 school year as planned.

Enrollment: California Department of Education. Enrollment by School 2019-20.

School Champions: SR2S Site Coordinator School Evaluation.

Title One: Reflects program eligibility based on the federal threshold of 40% of students who qualify for the Free and Reduced Lunch Program.

Non-white/Hispanic: California Department of Education. Enrollment by School 2019-20.

Free/Reduced-Price Meals: California Department of Education. Unduplicated Student Poverty-FRPM Data 2019-20.

Historic Mode Split and Changes in Travel Behavior: Student Hand Tallies



alamedacountysr2s.org info@alamedacountysr2s.org

The Alameda County Safe Routes to Schools Program is a program of the Alameda County Transportation Commission (alamedactc.org) and is funded with Alameda County's local sales tax Measure B, regional, state and federal funds.



Historic Mode Split



- Drive Alone: Students riding in cars only with those in their own household
- Shared Modes: Carpooling, taking the school bus, city bus, or BART
- Active Modes: Walking, biking, skateboarding, and other physically active modes

Changes in Travel Behavior

From N/A to N/A

N/A active transportation trips

N/A shared trips

N/A drive-alone trips

Top Parent/Caregiver Concerns

(2018-19)

- Insufficient data available



Bella Vista Elementary

Oakland Unified School District



School Profile

Type: Elementary

Enrollment: 468

Charter School: No

Enrolled in Access Safe Routes Program: Not Enrolled

Site Assessment Completed: 2008*

School Champions: 1



Demographics

Title One School: Yes

96% of school population identifies as non-white or Hispanic

75% of students qualify for free/reduced-price meals

↑ BACK TO TOP

*To view completed Site Assessments visit
<https://alamedacountysr2s.org/our-program/school-safety-assessments>

Sources

NOTE: Due to the COVID-19 pandemic, the Alameda County SR2S Program was not able to collect student hand tallies for the 2019-2020 school year as planned.

Enrollment: California Department of Education. Enrollment by School 2019-20.

School Champions: SR2S Site Coordinator School Evaluation.

Title One: Reflects program eligibility based on the federal threshold of 40% of students who qualify for the Free and Reduced Lunch Program.

Non-white/Hispanic: California Department of Education. Enrollment by School 2019-20.

Free/Reduced-Price Meals: California Department of Education. Unduplicated Student Poverty-FRPM Data 2019-20.

Historic Mode Split and Changes in Travel Behavior: Student Hand Tallies



alamedacountysr2s.org info@alamedacountysr2s.org

2019-2020 Activities

- Pedestrian Rodeo
- International Walk and Roll to School Day
- Golden Sneaker Contest

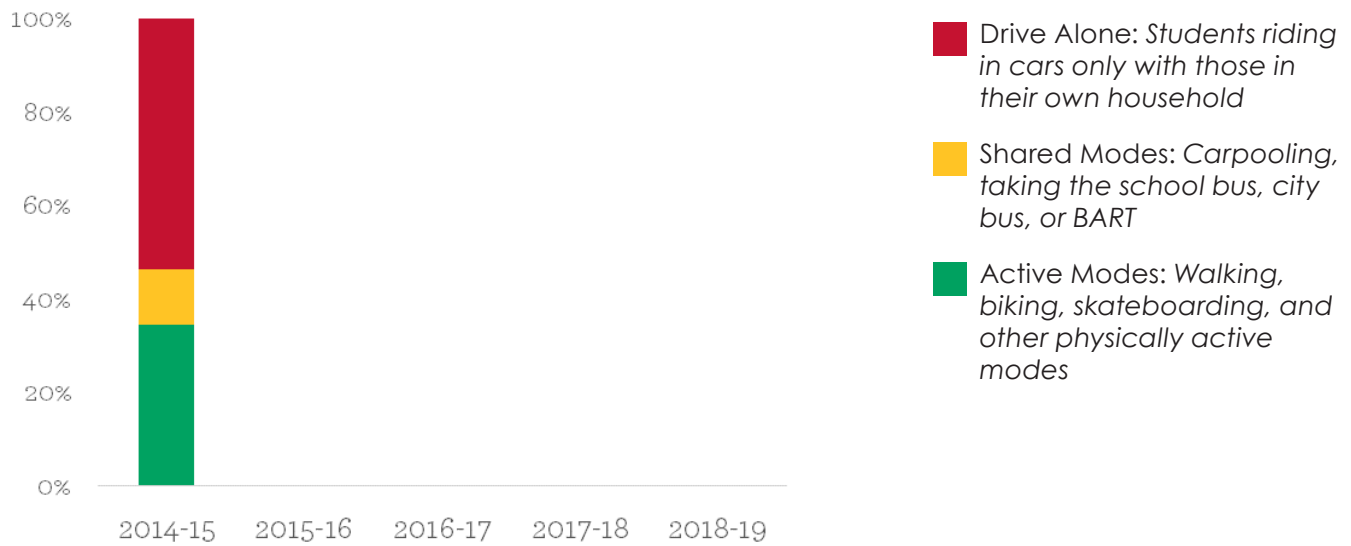
2018-2019 Activities

- Rock the Block Assembly



The Alameda County Safe Routes to Schools Program is a program of the Alameda County Transportation Commission (alamedactc.org) and is funded with Alameda County's local sales tax Measure B, regional, state and federal funds.

Historic Mode Split



Changes in Travel Behavior

From 2014-15 to 2014-15

N/A active transportation trips

N/A shared trips

N/A drive-alone trips

Top Parent/Caregiver Concerns

(2018-19)

- Insufficient data available



Bret Harte Middle (Oakland)

Oakland Unified School District



School Profile

Type: Intermediate/Middle/Junior High

Enrollment: 674

Charter School: No

Enrolled in Access Safe Routes Program: Not Enrolled

Site Assessment Completed: 2008*

School Champions: 0



Demographics

Title One School: Yes

95% of school population identifies as non-white or Hispanic

78% of students qualify for free/reduced-price meals

2019-2020 Activities

- No Reported Activities

2018-2019 Activities

- Drive Your Bike

↑ BACK TO TOP

*To view completed Site Assessments visit
<https://alamedacountysr2s.org/our-program/school-safety-assessments>

Sources

NOTE: Due to the COVID-19 pandemic, the Alameda County SR2S Program was not able to collect student hand tallies for the 2019-2020 school year as planned.

Enrollment: California Department of Education. Enrollment by School 2019-20.

School Champions: SR2S Site Coordinator School Evaluation.

Title One: Reflects program eligibility based on the federal threshold of 40% of students who qualify for the Free and Reduced Lunch Program.

Non-white/Hispanic: California Department of Education. Enrollment by School 2019-20.

Free/Reduced-Price Meals: California Department of Education. Unduplicated Student Poverty-FRPM Data 2019-20.

Historic Mode Split and Changes in Travel Behavior: Student Hand Tallies

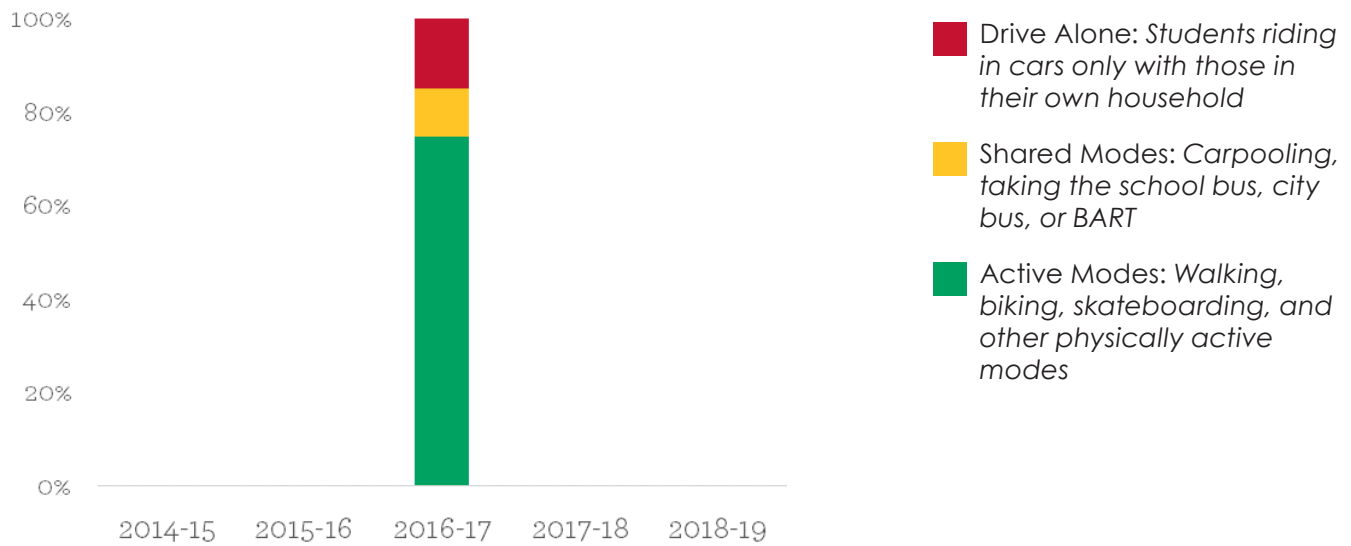


alamedacountysr2s.org info@alamedacountysr2s.org



The Alameda County Safe Routes to Schools Program is a program of the Alameda County Transportation Commission (alamedactc.org) and is funded with Alameda County's local sales tax Measure B, regional, state and federal funds.

Historic Mode Split



Changes in Travel Behavior

From 2016-17 to 2016-17

N/A active transportation trips

N/A shared trips

N/A drive-alone trips

Top Parent/Caregiver Concerns

(2018-19)

- Insufficient data available



Bridges Academy

Oakland Unified School District



School Profile

Type: Elementary

Enrollment: 435

Charter School: No

Enrolled in Access Safe Routes Program: Not Enrolled

Site Assessment Completed: 2010*

School Champions: 3



Demographics

Title One School: Yes

98% of school population identifies as non-white or Hispanic

93% of students qualify for free/reduced-price meals

↑ BACK TO TOP

*To view completed Site Assessments visit
<https://alamedacountysr2s.org/our-program/school-safety-assessments>

Sources

NOTE: Due to the COVID-19 pandemic, the Alameda County SR2S Program was not able to collect student hand tallies for the 2019-2020 school year as planned.

Enrollment: California Department of Education. Enrollment by School 2019-20.

School Champions: SR2S Site Coordinator School Evaluation.

Title One: Reflects program eligibility based on the federal threshold of 40% of students who qualify for the Free and Reduced Lunch Program.

Non-white/Hispanic: California Department of Education. Enrollment by School 2019-20.

Free/Reduced-Price Meals: California Department of Education. Unduplicated Student Poverty-FRPM Data 2019-20.

Historic Mode Split and Changes in Travel Behavior: Student Hand Tallies



alamedacountysr2s.org info@alamedacountysr2s.org

2019-2020 Activities

- Pedestrian Rodeo
- Alameda County BikeMobile Visit

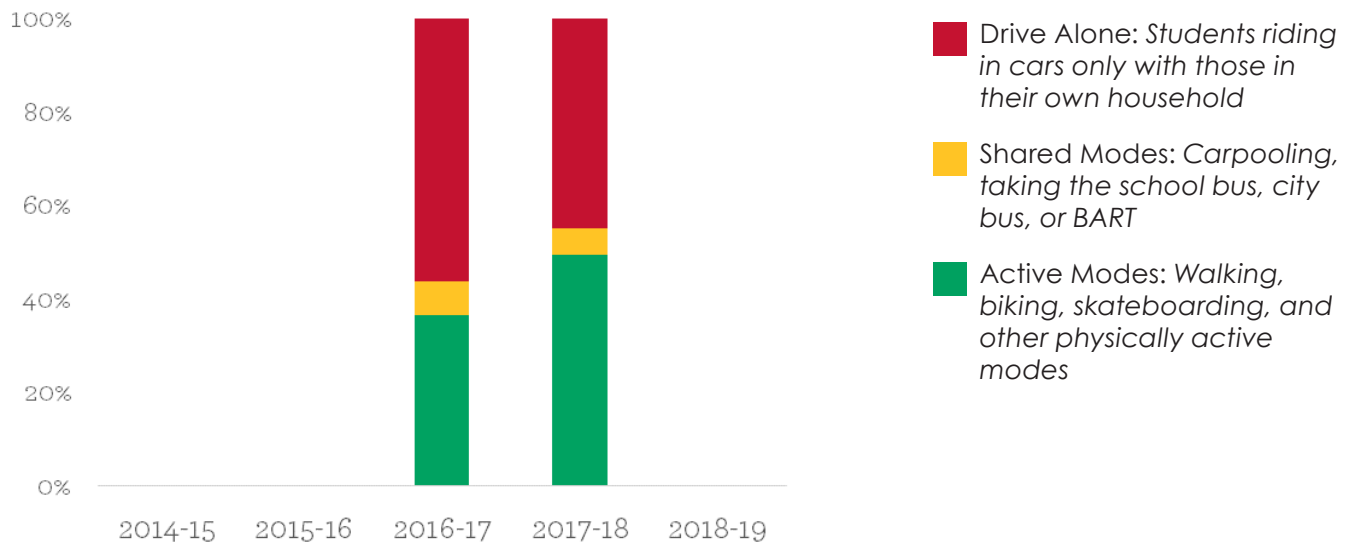
2018-2019 Activities

- Alameda County BikeMobile Visit



The Alameda County Safe Routes to Schools Program is a program of the Alameda County Transportation Commission (alamedactc.org) and is funded with Alameda County's local sales tax Measure B, regional, state and federal funds.

Historic Mode Split



Changes in Travel Behavior

From 2016-17 to 2017-18

13% active transportation trips

-2% shared trips

-11% drive-alone trips

Top Parent/Caregiver Concerns

(2018-19)

- Insufficient data available



Brookfield Elementary

Oakland Unified School District



School Profile

Type: Elementary

Enrollment: 216

Charter School: No

Enrolled in Access Safe Routes Program: Not Enrolled

Site Assessment Completed: Not Completed*

School Champions: 1



Demographics

Title One School: Yes

98% of school population identifies as non-white or Hispanic

85% of students qualify for free/reduced-price meals

↑ BACK TO TOP

*To view completed Site Assessments visit
<https://alamedacountysr2s.org/our-program/school-safety-assessments>

Sources

NOTE: Due to the COVID-19 pandemic, the Alameda County SR2S Program was not able to collect student hand tallies for the 2019-2020 school year as planned.

Enrollment: California Department of Education. Enrollment by School 2019-20.

School Champions: SR2S Site Coordinator School Evaluation.

Title One: Reflects program eligibility based on the federal threshold of 40% of students who qualify for the Free and Reduced Lunch Program.

Non-white/Hispanic: California Department of Education. Enrollment by School 2019-20.

Free/Reduced-Price Meals: California Department of Education. Unduplicated Student Poverty-FRPM Data 2019-20.

Historic Mode Split and Changes in Travel Behavior: Student Hand Tallies



alamedacountysr2s.org info@alamedacountysr2s.org

2019-2020 Activities

- Alameda County BikeMobile Visit

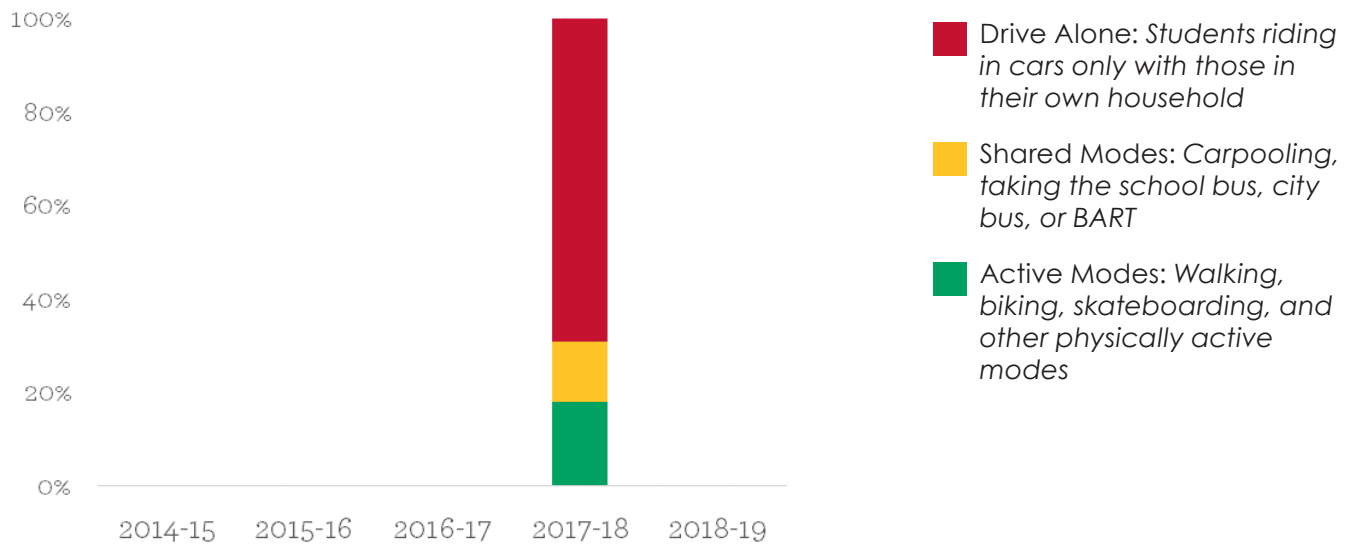
2018-2019 Activities

- Alameda County BikeMobile Visit



The Alameda County Safe Routes to Schools Program is a program of the Alameda County Transportation Commission (alamedactc.org) and is funded with Alameda County's local sales tax Measure B, regional, state and federal funds.

Historic Mode Split



Changes in Travel Behavior

From 2017-18 to 2017-18

N/A active transportation trips

N/A shared trips

N/A drive-alone trips

Top Parent/Caregiver Concerns

(2018-19)

- Insufficient data available



Burckhalter Elementary

Oakland Unified School District



School Profile

Type: Elementary

Enrollment: 222

Charter School: No

Enrolled in Access Safe Routes Program: Not Enrolled

Site Assessment Completed: Not Completed*

School Champions: 1



Demographics

Title One School: Yes

98% of school population identifies as non-white or Hispanic

84% of students qualify for free/reduced-price meals

↑ BACK TO TOP

*To view completed Site Assessments visit
<https://alamedacountysr2s.org/our-program/school-safety-assessments>

Sources

NOTE: Due to the COVID-19 pandemic, the Alameda County SR2S Program was not able to collect student hand tallies for the 2019-2020 school year as planned.

Enrollment: California Department of Education. Enrollment by School 2019-20.

School Champions: SR2S Site Coordinator School Evaluation.

Title One: Reflects program eligibility based on the federal threshold of 40% of students who qualify for the Free and Reduced Lunch Program.

Non-white/Hispanic: California Department of Education. Enrollment by School 2019-20.

Free/Reduced-Price Meals: California Department of Education. Unduplicated Student Poverty-FRPM Data 2019-20.

Historic Mode Split and Changes in Travel Behavior: Student Hand Tallies



alamedacountysr2s.org info@alamedacountysr2s.org

2019-2020 Activities

- Bicycle Rodeo
- International Walk and Roll to School Day
- Golden Sneaker Contest

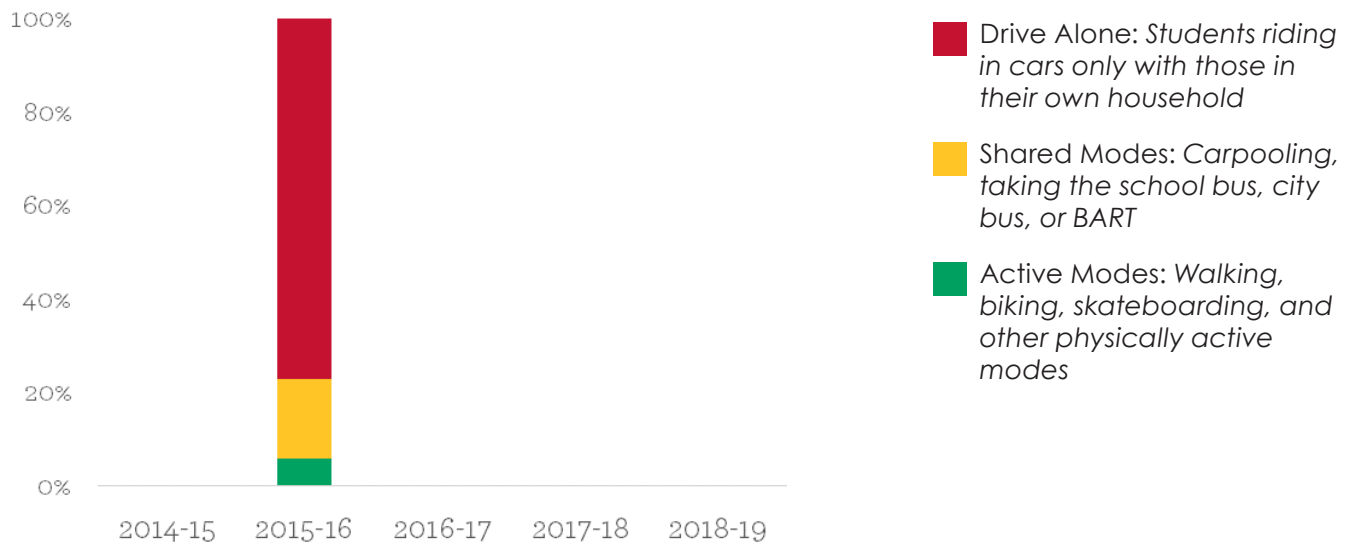
2018-2019 Activities

- Walking School Bus
- Rock the Block Assembly
- Golden Sneaker Contest



The Alameda County Safe Routes to Schools Program is a program of the Alameda County Transportation Commission (alamedactc.org) and is funded with Alameda County's local sales tax Measure B, regional, state and federal funds.

Historic Mode Split



Changes in Travel Behavior

From 2015-16 to 2015-16

N/A active transportation trips

N/A shared trips

N/A drive-alone trips

Top Parent/Caregiver Concerns

(2018-19)

- Insufficient data available



Castlemont High

Oakland Unified School District



School Profile

Type: High School

Enrollment: 819

Charter School: No

Enrolled in Access Safe Routes Program: Not Enrolled

Site Assessment Completed: Not Completed*

School Champions: 0

Participating in Free + Universal Transit Pass Program

83% of eligible students received Clipper Cards



Demographics

Title One School: Yes

99% of school population identifies as non-white or Hispanic

86% of students qualify for free/reduced-price meals

2019-2020 Activities

- No Reported Activities

2018-2019 Activities

- No Reported Activities

↑ BACK TO TOP

*To view completed Site Assessments visit
<https://alamedacountysr2s.org/our-program/school-safety-assessments>

Sources

NOTE: Due to the COVID-19 pandemic, the Alameda County SR2S Program was not able to collect student hand tallies for the 2019-2020 school year as planned.

Enrollment: California Department of Education. Enrollment by School 2019-20.

School Champions: SR2S Site Coordinator School Evaluation.

Title One: Reflects program eligibility based on the federal threshold of 40% of students who qualify for the Free and Reduced Lunch Program.

Non-white/Hispanic: California Department of Education. Enrollment by School 2019-20.

Free/Reduced-Price Meals: California Department of Education. Unduplicated Student Poverty-FRPM Data 2019-20.

Historic Mode Split and Changes in Travel Behavior: Student Hand Tallies



Historic Mode Split



- Drive Alone: Students riding in cars only with those in their own household
- Shared Modes: Carpooling, taking the school bus, city bus, or BART
- Active Modes: Walking, biking, skateboarding, and other physically active modes

Changes in Travel Behavior

From N/A to N/A

N/A active transportation trips

N/A shared trips

N/A drive-alone trips

Top Parent/Caregiver Concerns

(2018-19)

- Insufficient data available

[↑ BACK TO TOP](#)



Claremont Middle

Oakland Unified School District



School Profile

Type: Intermediate/Middle/Junior High

Enrollment: 500

Charter School: No

Enrolled in Access Safe Routes Program: Not Enrolled

Site Assessment Completed: Not Completed*

School Champions: 1



Demographics

Title One School: Yes

67% of school population identifies as non-white or Hispanic

42% of students qualify for free/reduced-price meals

2019-2020 Activities

- No Reported Activities

2018-2019 Activities

- Not Enrolled in 2018-2019 School Year

↑ BACK TO TOP

*To view completed Site Assessments visit
<https://alamedacountysr2s.org/our-program/school-safety-assessments>

Sources

NOTE: Due to the COVID-19 pandemic, the Alameda County SR2S Program was not able to collect student hand tallies for the 2019-2020 school year as planned.

Enrollment: California Department of Education. Enrollment by School 2019-20.

School Champions: SR2S Site Coordinator School Evaluation.

Title One: Reflects program eligibility based on the federal threshold of 40% of students who qualify for the Free and Reduced Lunch Program.

Non-white/Hispanic: California Department of Education. Enrollment by School 2019-20.

Free/Reduced-Price Meals: California Department of Education. Unduplicated Student Poverty-FRPM Data 2019-20.

Historic Mode Split and Changes in Travel Behavior: Student Hand Tallies



alamedacountysr2s.org info@alamedacountysr2s.org



The Alameda County Safe Routes to Schools Program is a program of the Alameda County Transportation Commission (alamedactc.org) and is funded with Alameda County's local sales tax Measure B, regional, state and federal funds.

Historic Mode Split



- Drive Alone: Students riding in cars only with those in their own household
- Shared Modes: Carpooling, taking the school bus, city bus, or BART
- Active Modes: Walking, biking, skateboarding, and other physically active modes

Changes in Travel Behavior

From N/A to N/A

N/A active transportation trips

N/A shared trips

N/A drive-alone trips

Top Parent/Caregiver Concerns

(2018-19)

- Insufficient data available

[↑ BACK TO TOP](#)



Community United & Futures Elementary

Oakland Unified School District



School Profile

Type: Elementary

Enrollment: 321

Charter School: No

Enrolled in Access Safe Routes Program: Not Enrolled

Site Assessment Completed: 2018*

School Champions: 1



Demographics

Title One School: Yes

100% of school population identifies as non-white or Hispanic

90% of students qualify for free/reduced-price meals

2019-2020 Activities

- Alameda County BikeMobile Visit
- International Walk and Roll to School Day
- Golden Sneaker Contest

2018-2019 Activities

- Pedestrian Rodeo
- Rock the Block Assembly
- Bike Rodeo
- Alameda County BikeMobile Visit
- Bike to School Day
- International Walk and Roll to School Day
- Golden Sneaker Contest
- Ongoing Walk and Roll Events

↑ BACK TO TOP

*To view completed Site Assessments visit
<https://alamedacountysr2s.org/our-program/school-safety-assessments>

Sources

NOTE: Due to the COVID-19 pandemic, the Alameda County SR2S Program was not able to collect student hand tallies for the 2019-2020 school year as planned.

Enrollment: California Department of Education. Enrollment by School 2019-20.

School Champions: SR2S Site Coordinator School Evaluation.

Title One: Reflects program eligibility based on the federal threshold of 40% of students who qualify for the Free and Reduced Lunch Program.

Non-white/Hispanic: California Department of Education. Enrollment by School 2019-20.

Free/Reduced-Price Meals: California Department of Education. Unduplicated Student Poverty-FRPM Data 2019-20.

Historic Mode Split and Changes in Travel Behavior: Student Hand Tallies

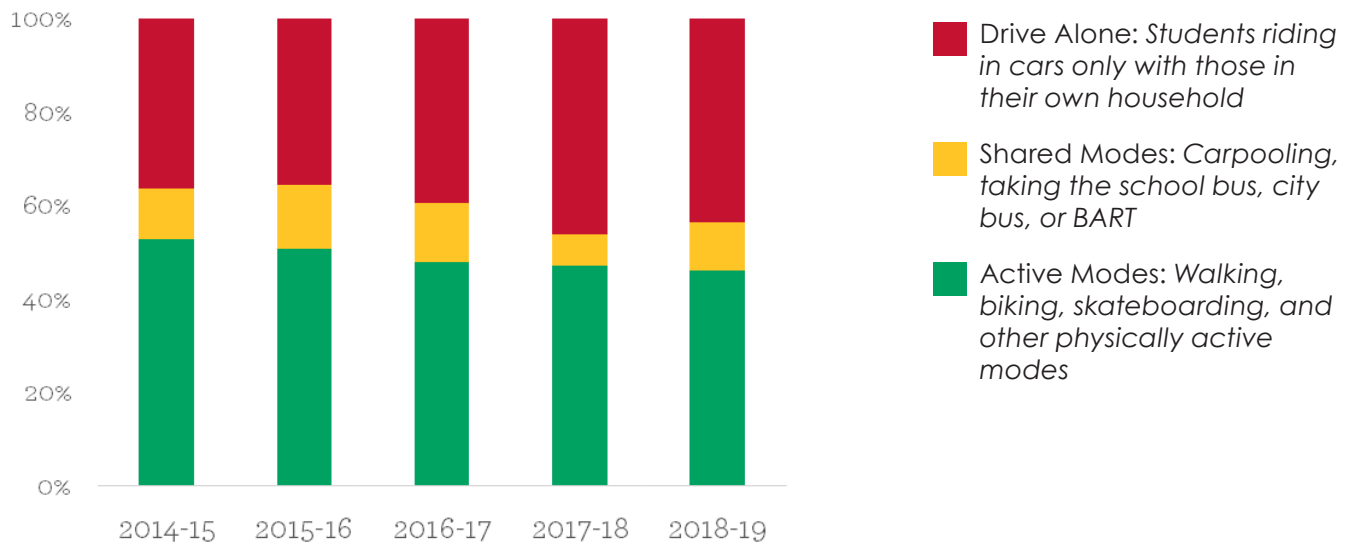


alamedacountysr2s.org info@alamedacountysr2s.org



The Alameda County Safe Routes to Schools Program is a program of the Alameda County Transportation Commission (alamedactc.org) and is funded with Alameda County's local sales tax Measure B, regional, state and federal funds.

Historic Mode Split



Changes in Travel Behavior

From 2013-14 to 2017-18

-11% active transportation trips

0% shared trips

10% drive-alone trips

Top Parent/Caregiver Concerns

(2018-19)

- Concerns about criminal activity (stranger danger, gangs, violence, or dogs)
- Bad weather
- Speeding cars
- Poor driving behavior on streets near school (distracted driving, speeding, not yielding at crosswalks)



Conservatory of Vocal/Instrumental Arts High

Oakland Unified School District



School Profile

Type: High School

Enrollment: 86

Charter School: Yes

Enrolled in Access Safe Routes Program: Not Enrolled

Site Assessment Completed: Not Completed*

School Champions: 0



Demographics

Title One School: Yes

93% of school population identifies as non-white or Hispanic

45% of students qualify for free/reduced-price meals

2019-2020 Activities

- No Reported Activities

2018-2019 Activities

- No Reported Activities

↑ BACK TO TOP

*To view completed Site Assessments visit
<https://alamedacountysr2s.org/our-program/school-safety-assessments>

Sources

NOTE: Due to the COVID-19 pandemic, the Alameda County SR2S Program was not able to collect student hand tallies for the 2019-2020 school year as planned.

Enrollment: California Department of Education. Enrollment by School 2019-20.

School Champions: SR2S Site Coordinator School Evaluation.

Title One: Reflects program eligibility based on the federal threshold of 40% of students who qualify for the Free and Reduced Lunch Program.

Non-white/Hispanic: California Department of Education. Enrollment by School 2019-20.

Free/Reduced-Price Meals: California Department of Education. Unduplicated Student Poverty-FRPM Data 2019-20.

Historic Mode Split and Changes in Travel Behavior: Student Hand Tallies



Historic Mode Split



- Drive Alone: Students riding in cars only with those in their own household
- Shared Modes: Carpooling, taking the school bus, city bus, or BART
- Active Modes: Walking, biking, skateboarding, and other physically active modes

Changes in Travel Behavior

From N/A to N/A

N/A active transportation trips

N/A shared trips

N/A drive-alone trips

Top Parent/Caregiver Concerns

(2018-19)

- Insufficient data available



Crocker Highlands Elementary

Oakland Unified School District



School Profile

Type: Elementary

Enrollment: 458

Charter School: No

Enrolled in Access Safe Routes Program: Not Enrolled

Site Assessment Completed: Not Completed*

School Champions: 1



Demographics

Title One School: No

46% of school population identifies as non-white or Hispanic

10% of students qualify for free/reduced-price meals

2019-2020 Activities

- No Reported Activities

2018-2019 Activities

- Golden Sneaker Contest

↑ BACK TO TOP

*To view completed Site Assessments visit
<https://alamedacountysr2s.org/our-program/school-safety-assessments>

Sources

NOTE: Due to the COVID-19 pandemic, the Alameda County SR2S Program was not able to collect student hand tallies for the 2019-2020 school year as planned.

Enrollment: California Department of Education. Enrollment by School 2019-20.

School Champions: SR2S Site Coordinator School Evaluation.

Title One: Reflects program eligibility based on the federal threshold of 40% of students who qualify for the Free and Reduced Lunch Program.

Non-white/Hispanic: California Department of Education. Enrollment by School 2019-20.

Free/Reduced-Price Meals: California Department of Education. Unduplicated Student Poverty-FRPM Data 2019-20.

Historic Mode Split and Changes in Travel Behavior: Student Hand Tallies



alamedacountysr2s.org info@alamedacountysr2s.org



The Alameda County Safe Routes to Schools Program is a program of the Alameda County Transportation Commission (alamedactc.org) and is funded with Alameda County's local sales tax Measure B, regional, state and federal funds.

Historic Mode Split



- Drive Alone: Students riding in cars only with those in their own household
- Shared Modes: Carpooling, taking the school bus, city bus, or BART
- Active Modes: Walking, biking, skateboarding, and other physically active modes

Changes in Travel Behavior

From N/A to N/A

N/A active transportation trips

N/A shared trips

N/A drive-alone trips

Top Parent/Caregiver Concerns

(2018-19)

- Child's before or after school activities
- Takes too long to walk or bike to school
- Bad weather

[↑ BACK TO TOP](#)



Dewey Academy

Oakland Unified School District



School Profile

Type: High School

Enrollment: 207

Charter School: No

Enrolled in Access Safe Routes Program: Yes

Site Assessment Completed: 2020*

School Champions: 0



Demographics

Title One School: Yes

97% of school population identifies as non-white or Hispanic

89% of students qualify for free/reduced-price meals

↑ BACK TO TOP

*To view completed Site Assessments visit
<https://alamedacountysr2s.org/our-program/school-safety-assessments>

Sources

NOTE: Due to the COVID-19 pandemic, the Alameda County SR2S Program was not able to collect student hand tallies for the 2019-2020 school year as planned.

Enrollment: California Department of Education. Enrollment by School 2019-20.

School Champions: SR2S Site Coordinator School Evaluation.

Title One: Reflects program eligibility based on the federal threshold of 40% of students who qualify for the Free and Reduced Lunch Program.

Non-white/Hispanic: California Department of Education. Enrollment by School 2019-20.

Free/Reduced-Price Meals: California Department of Education. Unduplicated Student Poverty-FRPM Data 2019-20.

Historic Mode Split and Changes in Travel Behavior: Student Hand Tallies



alamedacountysr2s.org info@alamedacountysr2s.org

2019-2020 Activities

- No Reported Activities

2018-2019 Activities

- Not Enrolled in 2018-2019 School Year



The Alameda County Safe Routes to Schools Program is a program of the Alameda County Transportation Commission (alamedactc.org) and is funded with Alameda County's local sales tax Measure B, regional, state and federal funds.

Historic Mode Split



- Drive Alone: Students riding in cars only with those in their own household
- Shared Modes: Carpooling, taking the school bus, city bus, or BART
- Active Modes: Walking, biking, skateboarding, and other physically active modes

Changes in Travel Behavior

From N/A to N/A

N/A active transportation trips

N/A shared trips

N/A drive-alone trips

Top Parent/Caregiver Concerns

(2018-19)

- Insufficient data available

[↑ BACK TO TOP](#)



East Bay Innovation Academy

Oakland Unified School District



School Profile

Type: High School

Enrollment: 620

Charter School: Yes

Enrolled in Access Safe Routes Program: Not Enrolled

Site Assessment Completed: Not Completed*

School Champions: 1



Demographics

Title One School: No

74% of school population identifies as non-white or Hispanic

31% of students qualify for free/reduced-price meals

2019-2020 Activities

- Drive Your Bike

2018-2019 Activities

- Not Enrolled in 2018-2019 School Year

↑ BACK TO TOP

*To view completed Site Assessments visit
<https://alamedacountysr2s.org/our-program/school-safety-assessments>

Sources

NOTE: Due to the COVID-19 pandemic, the Alameda County SR2S Program was not able to collect student hand tallies for the 2019-2020 school year as planned.

Enrollment: California Department of Education. Enrollment by School 2019-20.

School Champions: SR2S Site Coordinator School Evaluation.

Title One: Reflects program eligibility based on the federal threshold of 40% of students who qualify for the Free and Reduced Lunch Program.

Non-white/Hispanic: California Department of Education. Enrollment by School 2019-20.

Free/Reduced-Price Meals: California Department of Education. Unduplicated Student Poverty-FRPM Data 2019-20.

Historic Mode Split and Changes in Travel Behavior: Student Hand Tallies



alamedacountysr2s.org info@alamedacountysr2s.org



The Alameda County Safe Routes to Schools Program is a program of the Alameda County Transportation Commission (alamedactc.org) and is funded with Alameda County's local sales tax Measure B, regional, state and federal funds.

Historic Mode Split



- Drive Alone: Students riding in cars only with those in their own household
- Shared Modes: Carpooling, taking the school bus, city bus, or BART
- Active Modes: Walking, biking, skateboarding, and other physically active modes

Changes in Travel Behavior

From N/A to N/A

N/A active transportation trips

N/A shared trips

N/A drive-alone trips

Top Parent/Caregiver Concerns

(2018-19)

- Insufficient data available



East Oakland Pride Elementary

Oakland Unified School District



School Profile

Type: Elementary

Enrollment: 346

Charter School: No

Enrolled in Access Safe Routes Program: Not Enrolled

Site Assessment Completed: 2017*

School Champions: 0



Demographics

Title One School: Yes

98% of school population identifies as non-white or Hispanic

91% of students qualify for free/reduced-price meals

2019-2020 Activities

- Alameda County BikeMobile Visit

2018-2019 Activities

- Rock the Block Assembly
- International Walk and Roll to School Day

↑ BACK TO TOP

*To view completed Site Assessments visit
<https://alamedacountysr2s.org/our-program/school-safety-assessments>

Sources

NOTE: Due to the COVID-19 pandemic, the Alameda County SR2S Program was not able to collect student hand tallies for the 2019-2020 school year as planned.

Enrollment: California Department of Education. Enrollment by School 2019-20.

School Champions: SR2S Site Coordinator School Evaluation.

Title One: Reflects program eligibility based on the federal threshold of 40% of students who qualify for the Free and Reduced Lunch Program.

Non-white/Hispanic: California Department of Education. Enrollment by School 2019-20.

Free/Reduced-Price Meals: California Department of Education. Unduplicated Student Poverty-FRPM Data 2019-20.

Historic Mode Split and Changes in Travel Behavior: Student Hand Tallies



alamedacountysr2s.org info@alamedacountysr2s.org



The Alameda County Safe Routes to Schools Program is a program of the Alameda County Transportation Commission (alamedactc.org) and is funded with Alameda County's local sales tax Measure B, regional, state and federal funds.

Historic Mode Split



- Drive Alone: Students riding in cars only with those in their own household
- Shared Modes: Carpooling, taking the school bus, city bus, or BART
- Active Modes: Walking, biking, skateboarding, and other physically active modes

Changes in Travel Behavior

From N/A to N/A

N/A active transportation trips

N/A shared trips

N/A drive-alone trips

Top Parent/Caregiver Concerns

(2018-19)

- Insufficient data available

[↑ BACK TO TOP](#)



Edna Brewer Middle

Oakland Unified School District



School Profile

Type: Intermediate/Middle/Junior High

Enrollment: 810

Charter School: No

Enrolled in Access Safe Routes Program: Not Enrolled

Site Assessment Completed: 2013*

School Champions: 1



Demographics

Title One School: Yes

76% of school population identifies as non-white or Hispanic

51% of students qualify for free/reduced-price meals

2019-2020 Activities

- International Walk and Roll to School Day

2018-2019 Activities

- Bike to School Day
- International Walk and Roll to School Day
- Golden Sneaker Contest

↑ BACK TO TOP

*To view completed Site Assessments visit
<https://alamedacountysr2s.org/our-program/school-safety-assessments>

Sources

NOTE: Due to the COVID-19 pandemic, the Alameda County SR2S Program was not able to collect student hand tallies for the 2019-2020 school year as planned.

Enrollment: California Department of Education. Enrollment by School 2019-20.

School Champions: SR2S Site Coordinator School Evaluation.

Title One: Reflects program eligibility based on the federal threshold of 40% of students who qualify for the Free and Reduced Lunch Program.

Non-white/Hispanic: California Department of Education. Enrollment by School 2019-20.

Free/Reduced-Price Meals: California Department of Education. Unduplicated Student Poverty-FRPM Data 2019-20.

Historic Mode Split and Changes in Travel Behavior: Student Hand Tallies

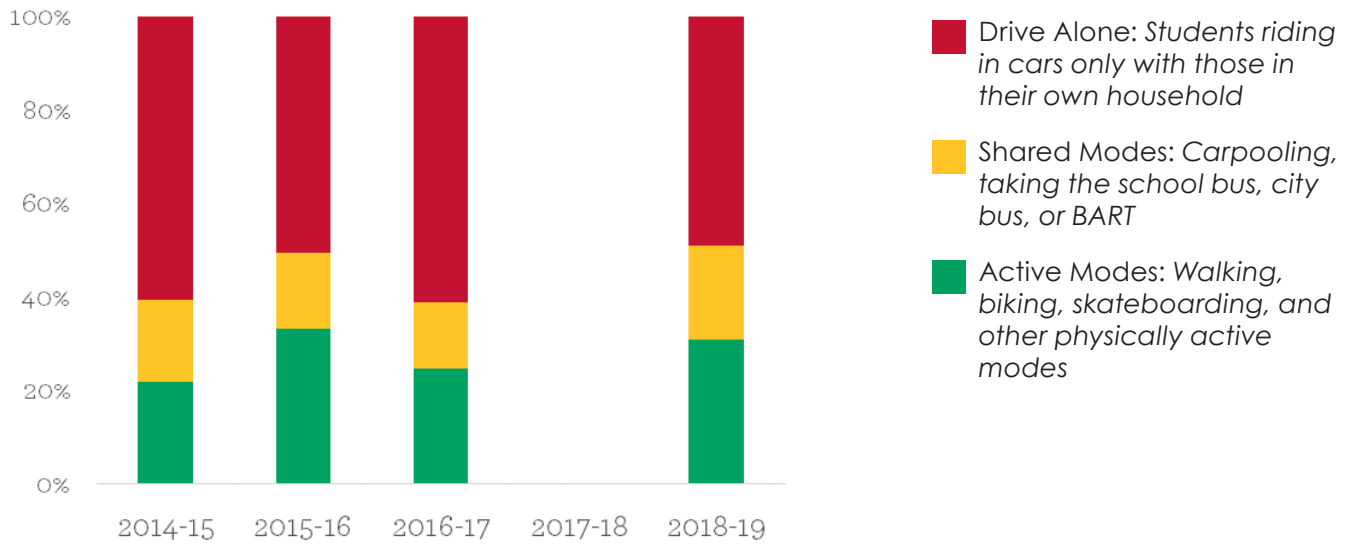


alamedacountysr2s.org info@alamedacountysr2s.org



The Alameda County Safe Routes to Schools Program is a program of the Alameda County Transportation Commission (alamedactc.org) and is funded with Alameda County's local sales tax Measure B, regional, state and federal funds.

Historic Mode Split



Changes in Travel Behavior

From 2014-15 to 2016-17

9% active transportation trips

2% shared trips

-11% drive-alone trips

Top Parent/Caregiver Concerns


(2018-19)

- Insufficient data available



Emerson Elementary (Oakland)

Oakland Unified School District



School Profile

Type: Elementary

Enrollment: 323

Charter School: No

Enrolled in Access Safe Routes Program: Not Enrolled

Site Assessment Completed: 2017*

School Champions: 1



Demographics

Title One School: Yes

85% of school population identifies as non-white or Hispanic

73% of students qualify for free/reduced-price meals

2019-2020 Activities

- International Walk and Roll to School Day
- Golden Sneaker Contest

2018-2019 Activities

- Walking School Bus
- Bike to School Day
- International Walk and Roll to School Day
- Golden Sneaker Contest

↑ BACK TO TOP

*To view completed Site Assessments visit
<https://alamedacountysr2s.org/our-program/school-safety-assessments>

Sources

NOTE: Due to the COVID-19 pandemic, the Alameda County SR2S Program was not able to collect student hand tallies for the 2019-2020 school year as planned.

Enrollment: California Department of Education. Enrollment by School 2019-20.

School Champions: SR2S Site Coordinator School Evaluation.

Title One: Reflects program eligibility based on the federal threshold of 40% of students who qualify for the Free and Reduced Lunch Program.

Non-white/Hispanic: California Department of Education. Enrollment by School 2019-20.

Free/Reduced-Price Meals: California Department of Education. Unduplicated Student Poverty-FRPM Data 2019-20.

Historic Mode Split and Changes in Travel Behavior: Student Hand Tallies

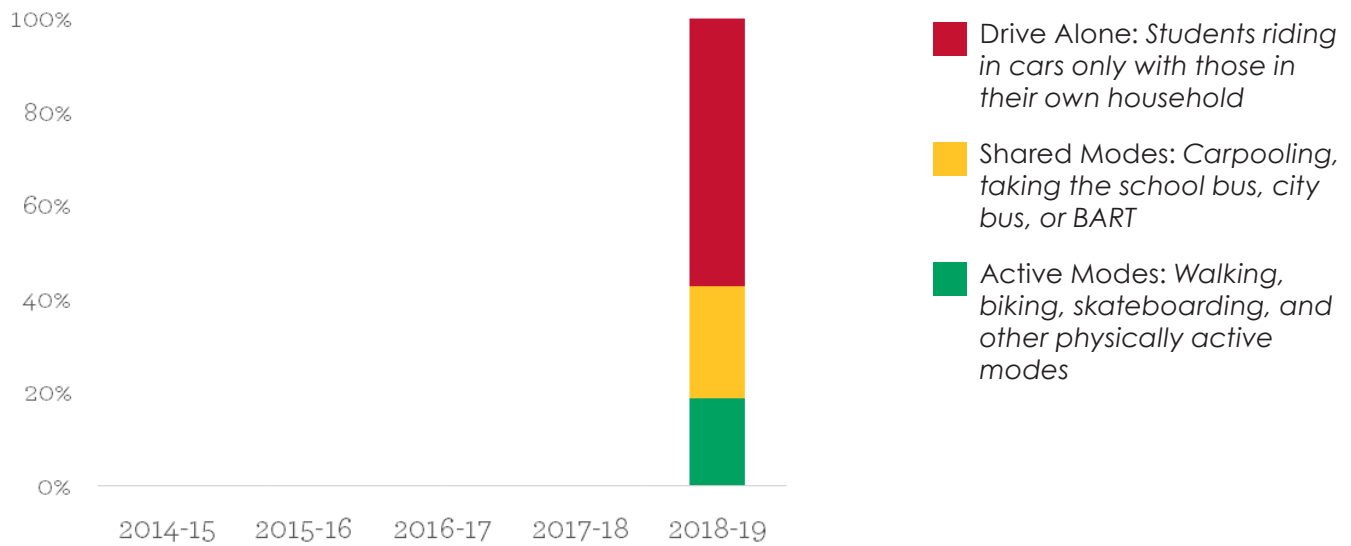


alamedacountysr2s.org info@alamedacountysr2s.org



The Alameda County Safe Routes to Schools Program is a program of the Alameda County Transportation Commission (alamedactc.org) and is funded with Alameda County's local sales tax Measure B, regional, state and federal funds.

Historic Mode Split



Changes in Travel Behavior

From N/A to N/A

N/A active transportation trips

N/A shared trips

N/A drive-alone trips

Top Parent/Caregiver Concerns

(2018-19)

- Speeding cars
- Poor driving behavior on streets near school (distracted driving, speeding, not yielding at crosswalks)
- Other



EnCompass Academy Elementary

Oakland Unified School District



School Profile

Type: Elementary

Enrollment: 343

Charter School: No

Enrolled in Access Safe Routes Program: Not Enrolled

Site Assessment Completed: 2017*

School Champions: 1



Demographics

Title One School: Yes

96% of school population identifies as non-white or Hispanic

88% of students qualify for free/reduced-price meals

↑ BACK TO TOP

*To view completed Site Assessments visit
<https://alamedacountysr2s.org/our-program/school-safety-assessments>

Sources

NOTE: Due to the COVID-19 pandemic, the Alameda County SR2S Program was not able to collect student hand tallies for the 2019-2020 school year as planned.

Enrollment: California Department of Education. Enrollment by School 2019-20.

School Champions: SR2S Site Coordinator School Evaluation.

Title One: Reflects program eligibility based on the federal threshold of 40% of students who qualify for the Free and Reduced Lunch Program.

Non-white/Hispanic: California Department of Education. Enrollment by School 2019-20.

Free/Reduced-Price Meals: California Department of Education. Unduplicated Student Poverty-FRPM Data 2019-20.

Historic Mode Split and Changes in Travel Behavior: Student Hand Tallies



alamedacountysr2s.org info@alamedacountysr2s.org

2019-2020 Activities

- International Walk and Roll to School Day
- Golden Sneaker Contest

2018-2019 Activities

- Alameda County BikeMobile Visit
- Bike to School Day
- International Walk and Roll to School Day
- Golden Sneaker Contest



The Alameda County Safe Routes to Schools Program is a program of the Alameda County Transportation Commission (alamedactc.org) and is funded with Alameda County's local sales tax Measure B, regional, state and federal funds.

Historic Mode Split



- Drive Alone: Students riding in cars only with those in their own household
- Shared Modes: Carpooling, taking the school bus, city bus, or BART
- Active Modes: Walking, biking, skateboarding, and other physically active modes

Changes in Travel Behavior

From N/A to N/A

N/A active transportation trips

N/A shared trips

N/A drive-alone trips

Top Parent/Caregiver Concerns

(2018-19)

- Insufficient data available



Esperanza Elementary

Oakland Unified School District



School Profile

Type: Elementary

Enrollment: 367

Charter School: No

Enrolled in Access Safe Routes Program: Not Enrolled

Site Assessment Completed: 2019*

School Champions: 1



Demographics

Title One School: Yes

100% of school population identifies as non-white or Hispanic

88% of students qualify for free/reduced-price meals

↑ BACK TO TOP

*To view completed Site Assessments visit
<https://alamedacountysr2s.org/our-program/school-safety-assessments>

Sources

NOTE: Due to the COVID-19 pandemic, the Alameda County SR2S Program was not able to collect student hand tallies for the 2019-2020 school year as planned.

Enrollment: California Department of Education. Enrollment by School 2019-20.

School Champions: SR2S Site Coordinator School Evaluation.

Title One: Reflects program eligibility based on the federal threshold of 40% of students who qualify for the Free and Reduced Lunch Program.

Non-white/Hispanic: California Department of Education. Enrollment by School 2019-20.

Free/Reduced-Price Meals: California Department of Education. Unduplicated Student Poverty-FRPM Data 2019-20.

Historic Mode Split and Changes in Travel Behavior: Student Hand Tallies



alamedacountysr2s.org info@alamedacountysr2s.org

2019-2020 Activities

- Alameda County BikeMobile Visit
- International Walk and Roll to School Day
- Golden Sneaker Contest
- Ongoing Walk and Roll Events

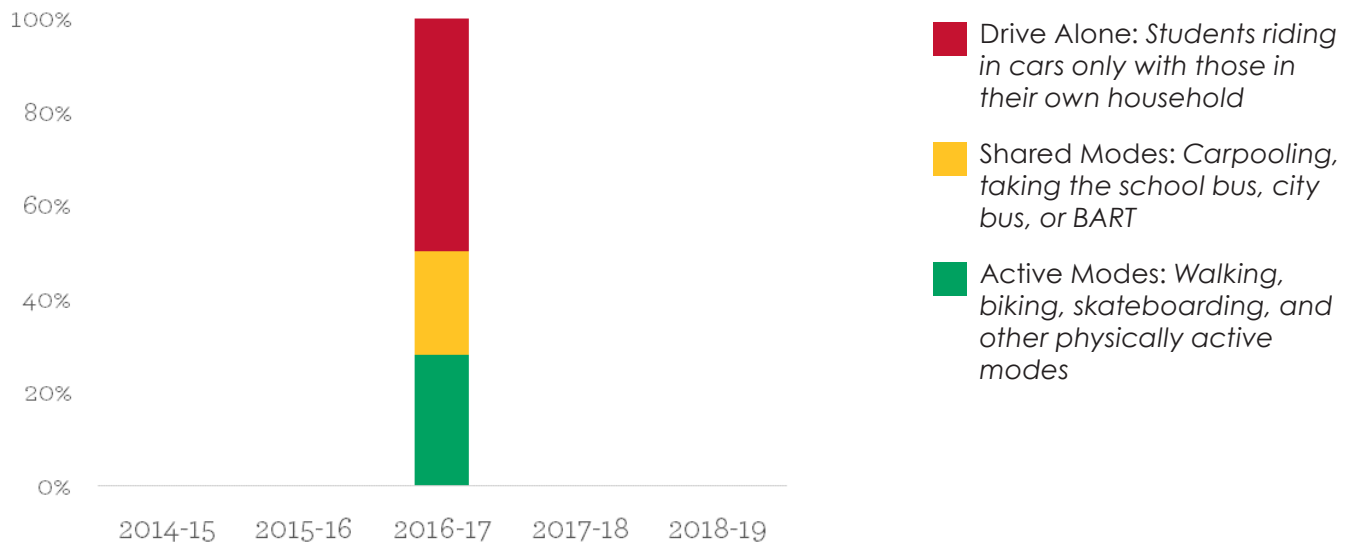
2018-2019 Activities

- Alameda County BikeMobile Visit
- International Walk and Roll to School Day
- Golden Sneaker Contest
- Ongoing Walk and Roll Events



The Alameda County Safe Routes to Schools Program is a program of the Alameda County Transportation Commission (alamedactc.org) and is funded with Alameda County's local sales tax Measure B, regional, state and federal funds.

Historic Mode Split



Changes in Travel Behavior

From 2016-17 to 2016-17

N/A active transportation trips

N/A shared trips

N/A drive-alone trips

Top Parent/Caregiver Concerns

(2018-19)

- Insufficient data available



Franklin Elementary (Oakland)

Oakland Unified School District



School Profile

Type: Elementary

Enrollment: 639

Charter School: No

Enrolled in Access Safe Routes Program: Not Enrolled

Site Assessment Completed: 2019*

School Champions: 1



Demographics

Title One School: Yes

97% of school population identifies as non-white or Hispanic

88% of students qualify for free/reduced-price meals

2019-2020 Activities

- International Walk and Roll to School Day

2018-2019 Activities

- Pedestrian Rodeo
- International Walk and Roll to School Day

↑ BACK TO TOP

*To view completed Site Assessments visit
<https://alamedacountysr2s.org/our-program/school-safety-assessments>

Sources

NOTE: Due to the COVID-19 pandemic, the Alameda County SR2S Program was not able to collect student hand tallies for the 2019-2020 school year as planned.

Enrollment: California Department of Education. Enrollment by School 2019-20.

School Champions: SR2S Site Coordinator School Evaluation.

Title One: Reflects program eligibility based on the federal threshold of 40% of students who qualify for the Free and Reduced Lunch Program.

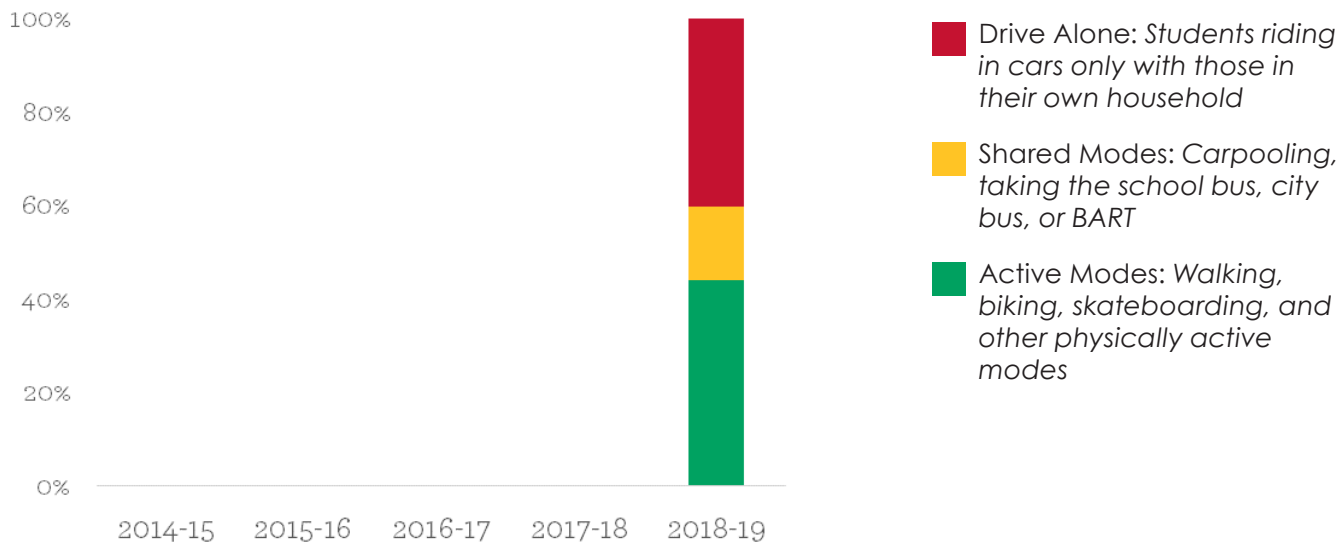
Non-white/Hispanic: California Department of Education. Enrollment by School 2019-20.

Free/Reduced-Price Meals: California Department of Education. Unduplicated Student Poverty-FRPM Data 2019-20.

Historic Mode Split and Changes in Travel Behavior: Student Hand Tallies



Historic Mode Split



Changes in Travel Behavior

From N/A to N/A

N/A active transportation trips

N/A shared trips

N/A drive-alone trips

Top Parent/Caregiver Concerns

(2018-19)

- Insufficient data available



Fred T. Korematsu Discovery Academy

Oakland Unified School District



School Profile

Type: Elementary

Enrollment: 245

Charter School: No

Enrolled in Access Safe Routes Program: Not Enrolled

Site Assessment Completed: 2018*

School Champions: 3



Demographics

Title One School: Yes

98% of school population identifies as non-white or Hispanic

96% of students qualify for free/reduced-price meals

2019-2020 Activities

- International Walk and Roll to School Day
- Golden Sneaker Contest

2018-2019 Activities

- Pedestrian Rodeo
- Bike Rodeo
- Bike to School Day
- International Walk and Roll to School Day
- Golden Sneaker Contest

↑ BACK TO TOP

*To view completed Site Assessments visit
<https://alamedacountysr2s.org/our-program/school-safety-assessments>

Sources

NOTE: Due to the COVID-19 pandemic, the Alameda County SR2S Program was not able to collect student hand tallies for the 2019-2020 school year as planned.

Enrollment: California Department of Education. Enrollment by School 2019-20.

School Champions: SR2S Site Coordinator School Evaluation.

Title One: Reflects program eligibility based on the federal threshold of 40% of students who qualify for the Free and Reduced Lunch Program.

Non-white/Hispanic: California Department of Education. Enrollment by School 2019-20.

Free/Reduced-Price Meals: California Department of Education. Unduplicated Student Poverty-FRPM Data 2019-20.

Historic Mode Split and Changes in Travel Behavior: Student Hand Tallies

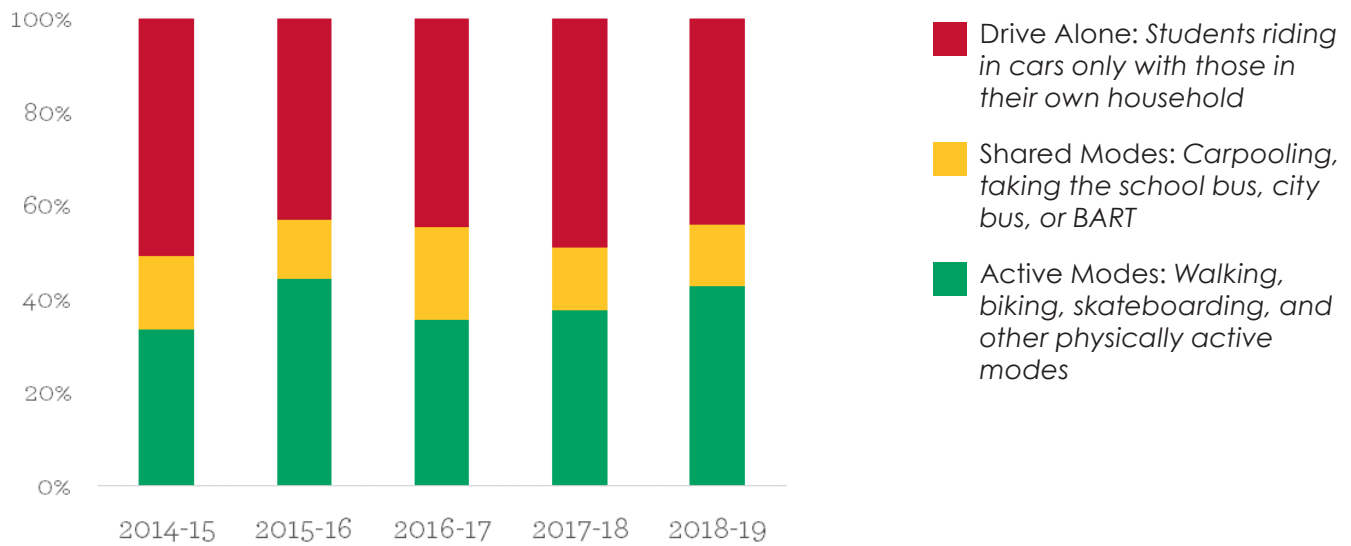


alamedacountysr2s.org info@alamedacountysr2s.org



The Alameda County Safe Routes to Schools Program is a program of the Alameda County Transportation Commission (alamedactc.org) and is funded with Alameda County's local sales tax Measure B, regional, state and federal funds.

Historic Mode Split



Changes in Travel Behavior

From 2013-14 to 2017-18

5% active transportation trips

2% shared trips

-7% drive-alone trips

Top Parent/Caregiver Concerns

(2018-19)

- Insufficient data available

Fremont High

Oakland Unified School District



School Profile

Type: High School

Enrollment: 841

Charter School: No

Enrolled in Access Safe Routes Program: Not Enrolled

Site Assessment Completed: Not Completed*

School Champions: 2

Participating in Free + Universal Transit Pass Program

100% of eligible students received Clipper Cards



Demographics

Title One School: Yes

98% of school population identifies as non-white or Hispanic

91% of students qualify for free/reduced-price meals

↑ BACK TO TOP

*To view completed Site Assessments visit
<https://alamedacountysr2s.org/our-program/school-safety-assessments>

Sources

NOTE: Due to the COVID-19 pandemic, the Alameda County SR2S Program was not able to collect student hand tallies for the 2019-2020 school year as planned.

Enrollment: California Department of Education. Enrollment by School 2019-20.

School Champions: SR2S Site Coordinator School Evaluation.

Title One: Reflects program eligibility based on the federal threshold of 40% of students who qualify for the Free and Reduced Lunch Program.

Non-white/Hispanic: California Department of Education. Enrollment by School 2019-20.

Free/Reduced-Price Meals: California Department of Education. Unduplicated Student Poverty-FRPM Data 2019-20.

Historic Mode Split and Changes in Travel Behavior: Student Hand Tallies



2019-2020 Activities

- Cocoa for Carpools

2018-2019 Activities

- No Reported Activities



Historic Mode Split



- Drive Alone: Students riding in cars only with those in their own household
- Shared Modes: Carpooling, taking the school bus, city bus, or BART
- Active Modes: Walking, biking, skateboarding, and other physically active modes

Changes in Travel Behavior

From N/A to N/A

N/A active transportation trips

N/A shared trips

N/A drive-alone trips

Top Parent/Caregiver Concerns

(2018-19)

- Insufficient data available

[↑ BACK TO TOP](#)



Frick Middle

Oakland Unified School District



School Profile

Type: Intermediate/Middle/Junior High

Enrollment: 246

Charter School: No

Enrolled in Access Safe Routes Program: Not Enrolled

Site Assessment Completed: Not Completed*

School Champions: 1

Participating in Free + Universal Transit Pass Program

100% of eligible students received Clipper Cards



Demographics

Title One School: Yes

100% of school population identifies as non-white or Hispanic

94% of students qualify for free/reduced-price meals

2019-2020 Activities

- International Walk and Roll to School Day

2018-2019 Activities

- Alameda County BikeMobile Visit
- Transit Education

↑ BACK TO TOP

*To view completed Site Assessments visit
<https://alamedacountysr2s.org/our-program/school-safety-assessments>

Sources

NOTE: Due to the COVID-19 pandemic, the Alameda County SR2S Program was not able to collect student hand tallies for the 2019-2020 school year as planned.

Enrollment: California Department of Education. Enrollment by School 2019-20.

School Champions: SR2S Site Coordinator School Evaluation.

Title One: Reflects program eligibility based on the federal threshold of 40% of students who qualify for the Free and Reduced Lunch Program.

Non-white/Hispanic: California Department of Education. Enrollment by School 2019-20.

Free/Reduced-Price Meals: California Department of Education. Unduplicated Student Poverty-FRPM Data 2019-20.

Historic Mode Split and Changes in Travel Behavior: Student Hand Tallies



alamedacountysr2s.org info@alamedacountysr2s.org



The Alameda County Safe Routes to Schools Program is a program of the Alameda County Transportation Commission (alamedactc.org) and is funded with Alameda County's local sales tax Measure B, regional, state and federal funds.

Historic Mode Split



- Drive Alone: Students riding in cars only with those in their own household
- Shared Modes: Carpooling, taking the school bus, city bus, or BART
- Active Modes: Walking, biking, skateboarding, and other physically active modes

Changes in Travel Behavior

From N/A to N/A

N/A active transportation trips

N/A shared trips

N/A drive-alone trips

Top Parent/Caregiver Concerns

(2018-19)

- Insufficient data available

[↑ BACK TO TOP](#)



Garfield Elementary (Oakland)

Oakland Unified School District



**OAKLAND UNIFIED
SCHOOL DISTRICT**
Community Schools, Thriving Students



School Profile

Type: Elementary

Enrollment: 645

Charter School: No

Enrolled in Access Safe Routes Program: Not Enrolled

Site Assessment Completed: 2017*

School Champions: 1



Demographics

Title One School: Yes

97% of school population identifies as non-white or Hispanic

90% of students qualify for free/reduced-price meals

2019-2020 Activities

- Pedestrian Rodeo
- Alameda County BikeMobile Visit
- International Walk and Roll to School Day

2018-2019 Activities

- No Reported Activities

↑ BACK TO TOP

*To view completed Site Assessments visit
<https://alamedacountysr2s.org/our-program/school-safety-assessments>

Sources

NOTE: Due to the COVID-19 pandemic, the Alameda County SR2S Program was not able to collect student hand tallies for the 2019-2020 school year as planned.

Enrollment: California Department of Education. Enrollment by School 2019-20.

School Champions: SR2S Site Coordinator School Evaluation.

Title One: Reflects program eligibility based on the federal threshold of 40% of students who qualify for the Free and Reduced Lunch Program.

Non-white/Hispanic: California Department of Education. Enrollment by School 2019-20.

Free/Reduced-Price Meals: California Department of Education. Unduplicated Student Poverty-FRPM Data 2019-20.

Historic Mode Split and Changes in Travel Behavior: Student Hand Tallies

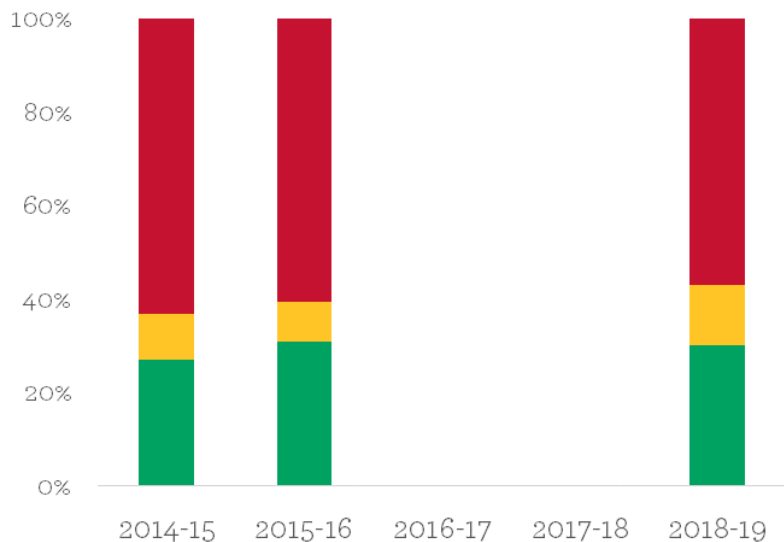


alamedacountysr2s.org info@alamedacountysr2s.org



The Alameda County Safe Routes to Schools Program is a program of the Alameda County Transportation Commission (alamedactc.org) and is funded with Alameda County's local sales tax Measure B, regional, state and federal funds.

Historic Mode Split



- Drive Alone: Students riding in cars only with those in their own household
- Shared Modes: Carpooling, taking the school bus, city bus, or BART
- Active Modes: Walking, biking, skateboarding, and other physically active modes

Changes in Travel Behavior

From 2014-15 to 2015-16

- 4% active transportation trips
- 1% shared trips
- 3% drive-alone trips

Top Parent/Caregiver Concerns

(2018-19)

- Insufficient data available



Glenview Elementary

Oakland Unified School District

Glenview Elementary
"Just Can't Hide That Glenview Pride!"



School Profile

Type: Elementary

Enrollment: 461

Charter School: No

Enrolled in Access Safe Routes Program: Not Enrolled

Site Assessment Completed: Not Completed*

School Champions: 1



Demographics

Title One School: No

57% of school population identifies as non-white or Hispanic

28% of students qualify for free/reduced-price meals

↑ BACK TO TOP

*To view completed Site Assessments visit
<https://alamedacountysr2s.org/our-program/school-safety-assessments>

Sources

NOTE: Due to the COVID-19 pandemic, the Alameda County SR2S Program was not able to collect student hand tallies for the 2019-2020 school year as planned.

Enrollment: California Department of Education. Enrollment by School 2019-20.

School Champions: SR2S Site Coordinator School Evaluation.

Title One: Reflects program eligibility based on the federal threshold of 40% of students who qualify for the Free and Reduced Lunch Program.

Non-white/Hispanic: California Department of Education. Enrollment by School 2019-20.

Free/Reduced-Price Meals: California Department of Education. Unduplicated Student Poverty-FRPM Data 2019-20.

Historic Mode Split and Changes in Travel Behavior: Student Hand Tallies



alamedacountysr2s.org info@alamedacountysr2s.org

2019-2020 Activities

- Bike Train
- International Walk and Roll to School Day

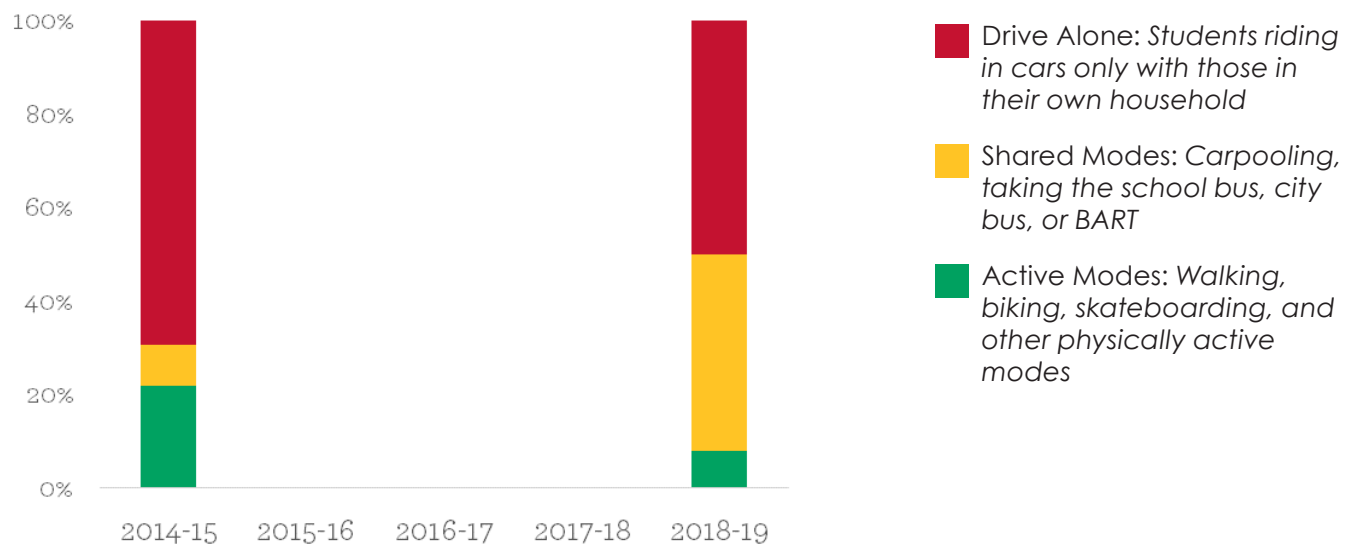
2018-2019 Activities

- Rock the Block Assembly
- Bike Rodeo
- Alameda County BikeMobile Visit
- Bike to School Day
- International Walk and Roll to School Day



The Alameda County Safe Routes to Schools Program is a program of the Alameda County Transportation Commission (alamedactc.org) and is funded with Alameda County's local sales tax Measure B, regional, state and federal funds.

Historic Mode Split



Changes in Travel Behavior

From 2014-15 to 2014-15

-14% active transportation trips

33% shared trips

-19% drive-alone trips

Top Parent/Caregiver Concerns

(2018-19)

- Takes too long to walk or bike to school
- Other
- Speeding cars

Global Family

Oakland Unified School District



School Profile

Type: Elementary

Enrollment: 448

Charter School: No

Enrolled in Access Safe Routes Program: Not Enrolled

Site Assessment Completed: 2011*

School Champions: 1



Demographics

Title One School: Yes

99% of school population identifies as non-white or Hispanic

90% of students qualify for free/reduced-price meals

2019-2020 Activities

- International Walk and Roll to School Day
- Golden Sneaker Contest

2018-2019 Activities

- Golden Sneaker Contest

↑ BACK TO TOP

*To view completed Site Assessments visit
<https://alamedacountysr2s.org/our-program/school-safety-assessments>

Sources

NOTE: Due to the COVID-19 pandemic, the Alameda County SR2S Program was not able to collect student hand tallies for the 2019-2020 school year as planned.

Enrollment: California Department of Education. Enrollment by School 2019-20.

School Champions: SR2S Site Coordinator School Evaluation.

Title One: Reflects program eligibility based on the federal threshold of 40% of students who qualify for the Free and Reduced Lunch Program.

Non-white/Hispanic: California Department of Education. Enrollment by School 2019-20.

Free/Reduced-Price Meals: California Department of Education. Unduplicated Student Poverty-FRPM Data 2019-20.

Historic Mode Split and Changes in Travel Behavior: Student Hand Tallies

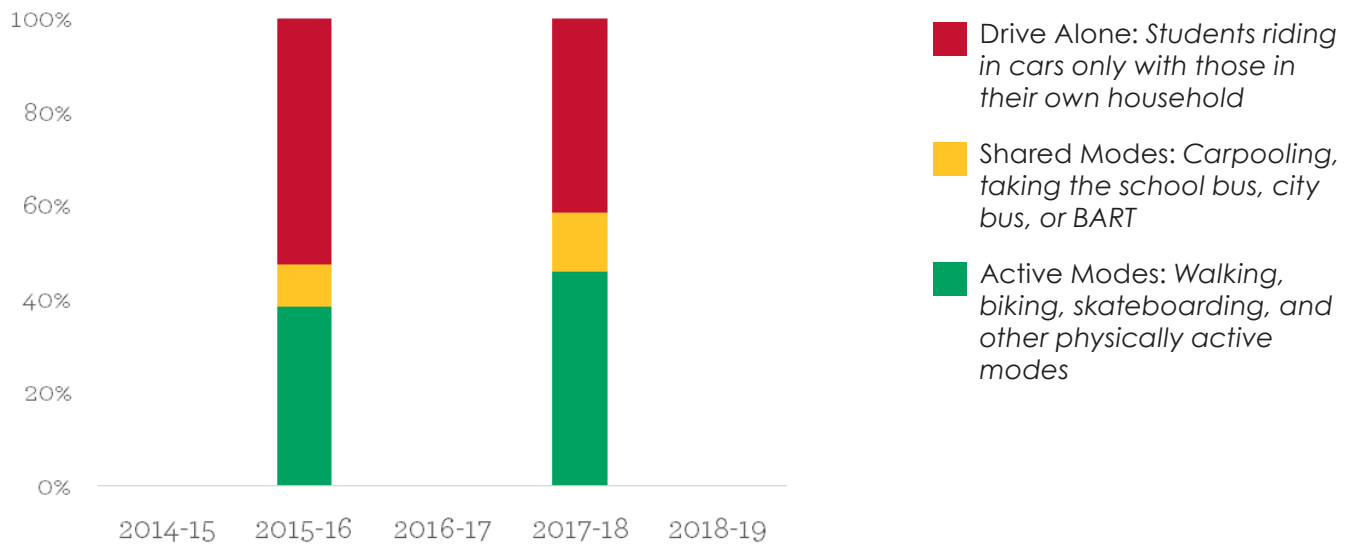


alamedacountysr2s.org info@alamedacountysr2s.org



The Alameda County Safe Routes to Schools Program is a program of the Alameda County Transportation Commission (alamedactc.org) and is funded with Alameda County's local sales tax Measure B, regional, state and federal funds.

Historic Mode Split



Changes in Travel Behavior

From 2015-16 to 2017-18

8% active transportation trips

3% shared trips

-11% drive-alone trips

Top Parent/Caregiver Concerns

(2018-19)

- Insufficient data available

[↑ BACK TO TOP](#)



Grass Valley Elementary

Oakland Unified School District



School Profile

Type: Elementary

Enrollment: 254

Charter School: No

Enrolled in Access Safe Routes Program: Not Enrolled

Site Assessment Completed: Not Completed*

School Champions: 2



Demographics

Title One School: Yes

98% of school population identifies as non-white or Hispanic

78% of students qualify for free/reduced-price meals

2019-2020 Activities

- Pedestrian Rodeo
- Alameda County BikeMobile Visit
- Golden Sneaker Contest

2018-2019 Activities

- Not Enrolled in 2018-2019 School Year

↑ BACK TO TOP

*To view completed Site Assessments visit
<https://alamedacountysr2s.org/our-program/school-safety-assessments>

Sources

NOTE: Due to the COVID-19 pandemic, the Alameda County SR2S Program was not able to collect student hand tallies for the 2019-2020 school year as planned.

Enrollment: California Department of Education. Enrollment by School 2019-20.

School Champions: SR2S Site Coordinator School Evaluation.

Title One: Reflects program eligibility based on the federal threshold of 40% of students who qualify for the Free and Reduced Lunch Program.

Non-white/Hispanic: California Department of Education. Enrollment by School 2019-20.

Free/Reduced-Price Meals: California Department of Education. Unduplicated Student Poverty-FRPM Data 2019-20.

Historic Mode Split and Changes in Travel Behavior: Student Hand Tallies



alamedacountysr2s.org info@alamedacountysr2s.org



The Alameda County Safe Routes to Schools Program is a program of the Alameda County Transportation Commission (alamedactc.org) and is funded with Alameda County's local sales tax Measure B, regional, state and federal funds.

Historic Mode Split



- Drive Alone: Students riding in cars only with those in their own household
- Shared Modes: Carpooling, taking the school bus, city bus, or BART
- Active Modes: Walking, biking, skateboarding, and other physically active modes

Changes in Travel Behavior

From N/A to N/A

N/A active transportation trips

N/A shared trips

N/A drive-alone trips

Top Parent/Caregiver Concerns

(2018-19)

- Insufficient data available



Greenleaf Elementary

Oakland Unified School District



School Profile

Type: Elementary

Enrollment: 636

Charter School: No

Enrolled in Access Safe Routes Program: Not Enrolled

Site Assessment Completed: Not Completed*

School Champions: 1



Demographics

Title One School: Yes

97% of school population identifies as non-white or Hispanic

89% of students qualify for free/reduced-price meals

2019-2020 Activities

- Pedestrian Rodeo
- International Walk and Roll to School Day
- Golden Sneaker Contest

2018-2019 Activities

- Bike to School Day
- Golden Sneaker Contest

↑ BACK TO TOP

*To view completed Site Assessments visit
<https://alamedacountysr2s.org/our-program/school-safety-assessments>

Sources

NOTE: Due to the COVID-19 pandemic, the Alameda County SR2S Program was not able to collect student hand tallies for the 2019-2020 school year as planned.

Enrollment: California Department of Education. Enrollment by School 2019-20.

School Champions: SR2S Site Coordinator School Evaluation.

Title One: Reflects program eligibility based on the federal threshold of 40% of students who qualify for the Free and Reduced Lunch Program.

Non-white/Hispanic: California Department of Education. Enrollment by School 2019-20.

Free/Reduced-Price Meals: California Department of Education. Unduplicated Student Poverty-FRPM Data 2019-20.

Historic Mode Split and Changes in Travel Behavior: Student Hand Tallies



alamedacountysr2s.org info@alamedacountysr2s.org



The Alameda County Safe Routes to Schools Program is a program of the Alameda County Transportation Commission (alamedactc.org) and is funded with Alameda County's local sales tax Measure B, regional, state and federal funds.

Historic Mode Split



- Drive Alone: Students riding in cars only with those in their own household
- Shared Modes: Carpooling, taking the school bus, city bus, or BART
- Active Modes: Walking, biking, skateboarding, and other physically active modes

Changes in Travel Behavior

From N/A to N/A

N/A active transportation trips

N/A shared trips

N/A drive-alone trips

Top Parent/Caregiver Concerns

(2018-19)

- Insufficient data available



Hillcrest Elementary

Oakland Unified School District



School Profile

Type: Elementary

Enrollment: 400

Charter School: No

Enrolled in Access Safe Routes Program: Not Enrolled

Site Assessment Completed: Not Completed*

School Champions: 1



Demographics

Title One School: No

48% of school population identifies as non-white or Hispanic

9% of students qualify for free/reduced-price meals

↑ BACK TO TOP

*To view completed Site Assessments visit
<https://alamedacountysr2s.org/our-program/school-safety-assessments>

Sources

NOTE: Due to the COVID-19 pandemic, the Alameda County SR2S Program was not able to collect student hand tallies for the 2019-2020 school year as planned.

Enrollment: California Department of Education. Enrollment by School 2019-20.

School Champions: SR2S Site Coordinator School Evaluation.

Title One: Reflects program eligibility based on the federal threshold of 40% of students who qualify for the Free and Reduced Lunch Program.

Non-white/Hispanic: California Department of Education. Enrollment by School 2019-20.

Free/Reduced-Price Meals: California Department of Education. Unduplicated Student Poverty-FRPM Data 2019-20.

Historic Mode Split and Changes in Travel Behavior: Student Hand Tallies



alamedacountysr2s.org info@alamedacountysr2s.org

2019-2020 Activities

- International Walk and Roll to School Day

2018-2019 Activities

- Alameda County BikeMobile Visit
- Bike to School Day



The Alameda County Safe Routes to Schools Program is a program of the Alameda County Transportation Commission (alamedactc.org) and is funded with Alameda County's local sales tax Measure B, regional, state and federal funds.

Historic Mode Split



- Drive Alone: Students riding in cars only with those in their own household
- Shared Modes: Carpooling, taking the school bus, city bus, or BART
- Active Modes: Walking, biking, skateboarding, and other physically active modes

Changes in Travel Behavior

From N/A to N/A

N/A active transportation trips

N/A shared trips

N/A drive-alone trips

Top Parent/Caregiver Concerns

(2018-19)

- Insufficient data available



Hoover Elementary

Oakland Unified School District



School Profile

Type: Elementary

Enrollment: 282

Charter School: No

Enrolled in Access Safe Routes Program: Not Enrolled

Site Assessment Completed: 2008*

School Champions: 1



Demographics

Title One School: Yes

92% of school population identifies as non-white or Hispanic

91% of students qualify for free/reduced-price meals

2019-2020 Activities

- No Reported Activities

2018-2019 Activities

- Bike to School Day

↑ BACK TO TOP

*To view completed Site Assessments visit
<https://alamedacountysr2s.org/our-program/school-safety-assessments>

Sources

NOTE: Due to the COVID-19 pandemic, the Alameda County SR2S Program was not able to collect student hand tallies for the 2019-2020 school year as planned.

Enrollment: California Department of Education. Enrollment by School 2019-20.

School Champions: SR2S Site Coordinator School Evaluation.

Title One: Reflects program eligibility based on the federal threshold of 40% of students who qualify for the Free and Reduced Lunch Program.

Non-white/Hispanic: California Department of Education. Enrollment by School 2019-20.

Free/Reduced-Price Meals: California Department of Education. Unduplicated Student Poverty-FRPM Data 2019-20.

Historic Mode Split and Changes in Travel Behavior: Student Hand Tallies

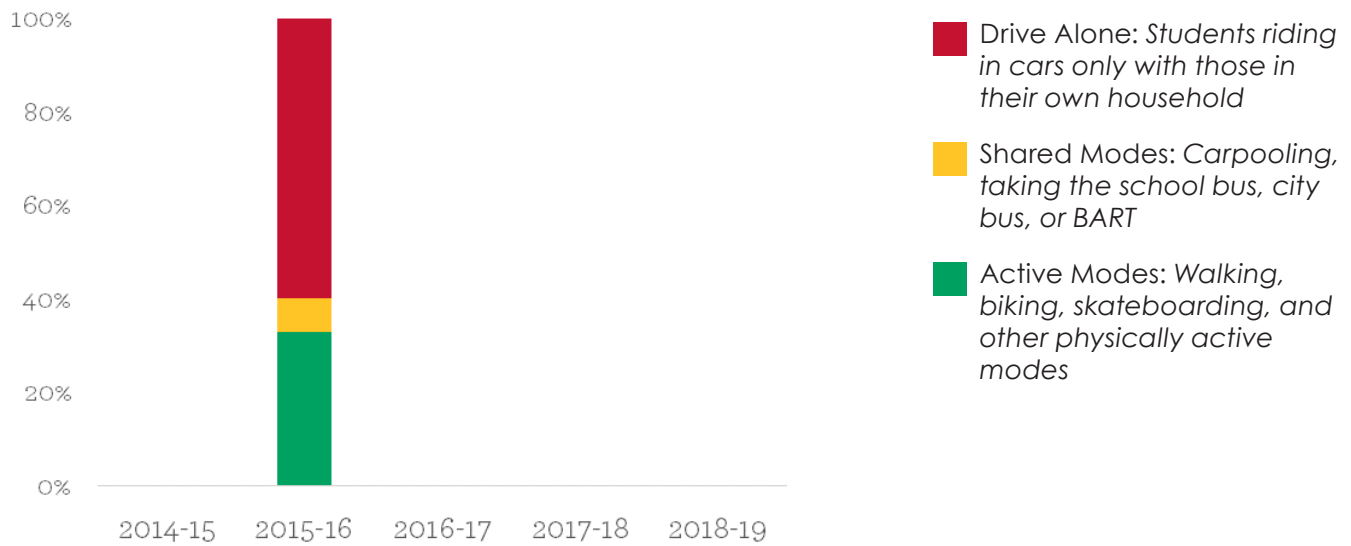


alamedacountysr2s.org info@alamedacountysr2s.org



The Alameda County Safe Routes to Schools Program is a program of the Alameda County Transportation Commission (alamedactc.org) and is funded with Alameda County's local sales tax Measure B, regional, state and federal funds.

Historic Mode Split



Changes in Travel Behavior

From 2013-14 to 2015-16

- 8% active transportation trips
- 7% shared trips
- 15% drive-alone trips

Top Parent/Caregiver Concerns

(2018-19)

- Insufficient data available

[↑ BACK TO TOP](#)



International Community

Oakland Unified School District



School Profile

Type: Elementary

Enrollment: 282

Charter School: No

Enrolled in Access Safe Routes Program: Not Enrolled

Site Assessment Completed: Not Completed*

School Champions: 1



Demographics

Title One School: Yes

96% of school population identifies as non-white or Hispanic

86% of students qualify for free/reduced-price meals

2019-2020 Activities

- Alameda County BikeMobile Visit
- International Walk and Roll to School Day
- Golden Sneaker Contest
- Ongoing Walk and Roll Events

2018-2019 Activities

- Pedestrian Rodeo
- Rock the Block Assembly
- Bike Rodeo
- Alameda County BikeMobile Visit
- Bike to School Day
- International Walk and Roll to School Day
- Golden Sneaker Contest
- Ongoing Walk and Roll Events

↑ BACK TO TOP

*To view completed Site Assessments visit
<https://alamedacountysr2s.org/our-program/school-safety-assessments>

Sources

NOTE: Due to the COVID-19 pandemic, the Alameda County SR2S Program was not able to collect student hand tallies for the 2019-2020 school year as planned.

Enrollment: California Department of Education. Enrollment by School 2019-20.

School Champions: SR2S Site Coordinator School Evaluation.

Title One: Reflects program eligibility based on the federal threshold of 40% of students who qualify for the Free and Reduced Lunch Program.

Non-white/Hispanic: California Department of Education. Enrollment by School 2019-20.

Free/Reduced-Price Meals: California Department of Education. Unduplicated Student Poverty-FRPM Data 2019-20.

Historic Mode Split and Changes in Travel Behavior: Student Hand Tallies

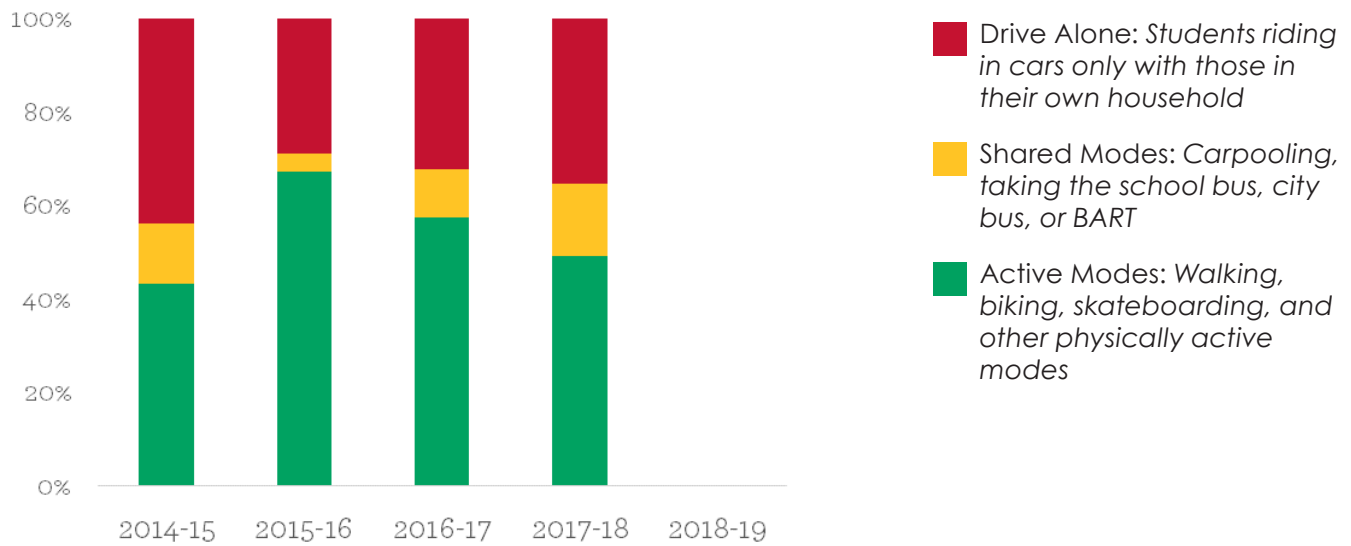


alamedacountysr2s.org info@alamedacountysr2s.org



The Alameda County Safe Routes to Schools Program is a program of the Alameda County Transportation Commission (alamedactc.org) and is funded with Alameda County's local sales tax Measure B, regional, state and federal funds.

Historic Mode Split



Changes in Travel Behavior

From 2013-14 to 2017-18

- 4% active transportation trips
- 10% shared trips
- 6% drive-alone trips

Top Parent/Caregiver Concerns

(2018-19)

- Insufficient data available



Kaiser Elementary

Oakland Unified School District



Henry J. Kaiser, Jr. Elementary School

"Community and Collaboration"



School Profile

Type: Elementary

Enrollment: 265

Charter School: No

Enrolled in Access Safe Routes Program: Not Enrolled

Site Assessment Completed: Not Completed*

School Champions: 0



Demographics

Title One School: No

65% of school population identifies as non-white or Hispanic

32% of students qualify for free/reduced-price meals

↑ BACK TO TOP

*To view completed Site Assessments visit

<https://alamedacountysr2s.org/our-program/school-safety-assessments>

Sources

NOTE: Due to the COVID-19 pandemic, the Alameda County SR2S Program was not able to collect student hand tallies for the 2019-2020 school year as planned.

Enrollment: California Department of Education. Enrollment by School 2019-20.

School Champions: SR2S Site Coordinator School Evaluation.

Title One: Reflects program eligibility based on the federal threshold of 40% of students who qualify for the Free and Reduced Lunch Program.

Non-white/Hispanic: California Department of Education. Enrollment by School 2019-20.

Free/Reduced-Price Meals: California Department of Education. Unduplicated Student Poverty-FRPM Data 2019-20.

Historic Mode Split and Changes in Travel Behavior: Student Hand Tallies



alamedacountysr2s.org info@alamedacountysr2s.org

2019-2020 Activities

- Pedestrian Rodeo

2018-2019 Activities

- Not Enrolled in 2018-2019 School Year



The Alameda County Safe Routes to Schools Program is a program of the Alameda County Transportation Commission (alamedactc.org) and is funded with Alameda County's local sales tax Measure B, regional, state and federal funds.

Historic Mode Split



- Drive Alone: Students riding in cars only with those in their own household
- Shared Modes: Carpooling, taking the school bus, city bus, or BART
- Active Modes: Walking, biking, skateboarding, and other physically active modes

Changes in Travel Behavior

From N/A to N/A

N/A active transportation trips

N/A shared trips

N/A drive-alone trips

Top Parent/Caregiver Concerns

(2018-19)

- Insufficient data available

[↑ BACK TO TOP](#)



KIPP Bridge Academy

Oakland Unified School District



School Profile

Type: Elementary

Enrollment: 540

Charter School: Yes

Enrolled in Access Safe Routes Program: Yes

Site Assessment Completed: 2019*

School Champions: 0



Demographics

Title One School: Yes

89% of school population identifies as non-white or Hispanic

81% of students qualify for free/reduced-price meals

↑ BACK TO TOP

*To view completed Site Assessments visit
<https://alamedacountysr2s.org/our-program/school-safety-assessments>

Sources

NOTE: Due to the COVID-19 pandemic, the Alameda County SR2S Program was not able to collect student hand tallies for the 2019-2020 school year as planned.

Enrollment: California Department of Education. Enrollment by School 2019-20.

School Champions: SR2S Site Coordinator School Evaluation.

Title One: Reflects program eligibility based on the federal threshold of 40% of students who qualify for the Free and Reduced Lunch Program.

Non-white/Hispanic: California Department of Education. Enrollment by School 2019-20.

Free/Reduced-Price Meals: California Department of Education. Unduplicated Student Poverty-FRPM Data 2019-20.

Historic Mode Split and Changes in Travel Behavior: Student Hand Tallies



alamedacountysr2s.org info@alamedacountysr2s.org

2019-2020 Activities

- No Reported Activities

2018-2019 Activities

- No Reported Activities



The Alameda County Safe Routes to Schools Program is a program of the Alameda County Transportation Commission (alamedactc.org) and is funded with Alameda County's local sales tax Measure B, regional, state and federal funds.

Historic Mode Split



- Drive Alone: Students riding in cars only with those in their own household
- Shared Modes: Carpooling, taking the school bus, city bus, or BART
- Active Modes: Walking, biking, skateboarding, and other physically active modes

Changes in Travel Behavior

From N/A to N/A

N/A active transportation trips

N/A shared trips

N/A drive-alone trips

Top Parent/Caregiver Concerns

(2018-19)

- Insufficient data available

[↑ BACK TO TOP](#)



La Escuelita Elementary

Oakland Unified School District



**OAKLAND UNIFIED
SCHOOL DISTRICT**
Community Schools, Thriving Students



School Profile

Type: Elementary

Enrollment: 389

Charter School: No

Enrolled in Access Safe Routes Program: Not Enrolled

Site Assessment Completed: 2020*

School Champions: 1



Demographics

Title One School: Yes

96% of school population identifies as non-white or Hispanic

87% of students qualify for free/reduced-price meals

2019-2020 Activities

- International Walk and Roll to School Day
- Golden Sneaker Contest

2018-2019 Activities

- No Reported Activities

↑ BACK TO TOP

*To view completed Site Assessments visit
<https://alamedacountysr2s.org/our-program/school-safety-assessments>

Sources

NOTE: Due to the COVID-19 pandemic, the Alameda County SR2S Program was not able to collect student hand tallies for the 2019-2020 school year as planned.

Enrollment: California Department of Education. Enrollment by School 2019-20.

School Champions: SR2S Site Coordinator School Evaluation.

Title One: Reflects program eligibility based on the federal threshold of 40% of students who qualify for the Free and Reduced Lunch Program.

Non-white/Hispanic: California Department of Education. Enrollment by School 2019-20.

Free/Reduced-Price Meals: California Department of Education. Unduplicated Student Poverty-FRPM Data 2019-20.

Historic Mode Split and Changes in Travel Behavior: Student Hand Tallies



alamedacountysr2s.org info@alamedacountysr2s.org



The Alameda County Safe Routes to Schools Program is a program of the Alameda County Transportation Commission (alamedactc.org) and is funded with Alameda County's local sales tax Measure B, regional, state and federal funds.

Historic Mode Split



- Drive Alone: Students riding in cars only with those in their own household
- Shared Modes: Carpooling, taking the school bus, city bus, or BART
- Active Modes: Walking, biking, skateboarding, and other physically active modes

Changes in Travel Behavior

From N/A to N/A

N/A active transportation trips

N/A shared trips

N/A drive-alone trips

Top Parent/Caregiver Concerns

(2018-19)

- Insufficient data available



Laurel Elementary

Oakland Unified School District



**OAKLAND UNIFIED
SCHOOL DISTRICT**
Community Schools, Thriving Students



School Profile

Type: Elementary

Enrollment: 481

Charter School: No

Enrolled in Access Safe Routes Program: Not Enrolled

Site Assessment Completed: 2012*

School Champions: 1



Demographics

Title One School: Yes

94% of school population identifies as non-white or
Hispanic

80% of students qualify for free/reduced-price meals

↑ BACK TO TOP

*To view completed Site Assessments visit

<https://alamedacountysr2s.org/our-program/school-safety-assessments>

Sources

NOTE: Due to the COVID-19 pandemic, the Alameda County SR2S Program was not able to collect student hand tallies for the 2019-2020 school year as planned.

Enrollment: California Department of Education. Enrollment by School 2019-20.

School Champions: SR2S Site Coordinator School Evaluation.

Title One: Reflects program eligibility based on the federal threshold of 40% of students who qualify for the Free and Reduced Lunch Program.

Non-white/Hispanic: California Department of Education. Enrollment by School 2019-20.

Free/Reduced-Price Meals: California Department of Education. Unduplicated Student Poverty-FRPM Data 2019-20.

Historic Mode Split and Changes in Travel Behavior: Student Hand Tallies



alamedacountysr2s.org info@alamedacountysr2s.org

2019-2020 Activities

- Alameda County BikeMobile Visit
- International Walk and Roll to School Day

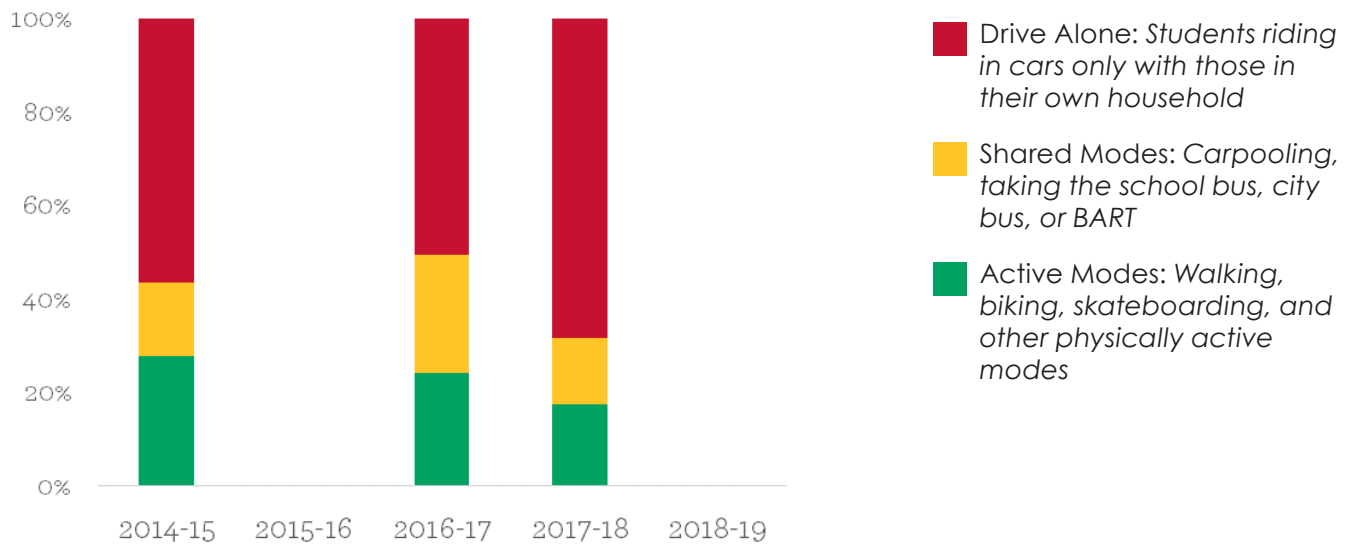
2018-2019 Activities

- No Reported Activities



The Alameda County Safe Routes to Schools Program is a program of the Alameda County Transportation Commission (alamedactc.org) and is funded with Alameda County's local sales tax Measure B, regional, state and federal funds.

Historic Mode Split



Changes in Travel Behavior

From 2013-14 to 2017-18

-14% active transportation trips

7% shared trips

7% drive-alone trips

Top Parent/Caregiver Concerns

(2018-19)

- Insufficient data available



Learning Without Limits

Oakland Unified School District



School Profile

Type: Elementary

Enrollment: 422

Charter School: Yes

Enrolled in Access Safe Routes Program: Not Enrolled

Site Assessment Completed: 2009*

School Champions: 0



Demographics

Title One School: Yes

99% of school population identifies as non-white or Hispanic

90% of students qualify for free/reduced-price meals

2019-2020 Activities

- No Reported Activities

2018-2019 Activities

- No Reported Activities

↑ BACK TO TOP

*To view completed Site Assessments visit
<https://alamedacountysr2s.org/our-program/school-safety-assessments>

Sources

NOTE: Due to the COVID-19 pandemic, the Alameda County SR2S Program was not able to collect student hand tallies for the 2019-2020 school year as planned.

Enrollment: California Department of Education. Enrollment by School 2019-20.

School Champions: SR2S Site Coordinator School Evaluation.

Title One: Reflects program eligibility based on the federal threshold of 40% of students who qualify for the Free and Reduced Lunch Program.

Non-white/Hispanic: California Department of Education. Enrollment by School 2019-20.

Free/Reduced-Price Meals: California Department of Education. Unduplicated Student Poverty-FRPM Data 2019-20.

Historic Mode Split and Changes in Travel Behavior: Student Hand Tallies



alamedacountysr2s.org info@alamedacountysr2s.org



The Alameda County Safe Routes to Schools Program is a program of the Alameda County Transportation Commission (alamedactc.org) and is funded with Alameda County's local sales tax Measure B, regional, state and federal funds.

Historic Mode Split



- Drive Alone: Students riding in cars only with those in their own household
- Shared Modes: Carpooling, taking the school bus, city bus, or BART
- Active Modes: Walking, biking, skateboarding, and other physically active modes

Changes in Travel Behavior

From N/A to N/A

N/A active transportation trips

N/A shared trips

N/A drive-alone trips

Top Parent/Caregiver Concerns

(2018-19)

- Insufficient data available

[↑ BACK TO TOP](#)



LIFE Academy

Oakland Unified School District



School Profile

Type: Middle-High Combination

Enrollment: 443

Charter School: No

Enrolled in Access Safe Routes Program: Yes

Site Assessment Completed: 2016*

School Champions: 1



Demographics

Title One School: Yes

100% of school population identifies as non-white or Hispanic

92% of students qualify for free/reduced-price meals

↑ BACK TO TOP

*To view completed Site Assessments visit
<https://alamedacountysr2s.org/our-program/school-safety-assessments>

Sources

NOTE: Due to the COVID-19 pandemic, the Alameda County SR2S Program was not able to collect student hand tallies for the 2019-2020 school year as planned.

Enrollment: California Department of Education. Enrollment by School 2019-20.

School Champions: SR2S Site Coordinator School Evaluation.

Title One: Reflects program eligibility based on the federal threshold of 40% of students who qualify for the Free and Reduced Lunch Program.

Non-white/Hispanic: California Department of Education. Enrollment by School 2019-20.

Free/Reduced-Price Meals: California Department of Education. Unduplicated Student Poverty-FRPM Data 2019-20.

Historic Mode Split and Changes in Travel Behavior: Student Hand Tallies



alamedacountysr2s.org info@alamedacountysr2s.org

2019-2020 Activities

- No Reported Activities

2018-2019 Activities

- Not Enrolled in 2018-2019 School Year



The Alameda County Safe Routes to Schools Program is a program of the Alameda County Transportation Commission (alamedactc.org) and is funded with Alameda County's local sales tax Measure B, regional, state and federal funds.

Historic Mode Split



- Drive Alone: Students riding in cars only with those in their own household
- Shared Modes: Carpooling, taking the school bus, city bus, or BART
- Active Modes: Walking, biking, skateboarding, and other physically active modes

Changes in Travel Behavior

From N/A to N/A

N/A active transportation trips

N/A shared trips

N/A drive-alone trips

Top Parent/Caregiver Concerns

(2018-19)

- Insufficient data available

[↑ BACK TO TOP](#)



Lighthouse Community Charter

Oakland Unified School District



School Profile

Type: Elementary-High Combination

Enrollment: 507

Charter School: Yes

Enrolled in Access Safe Routes Program: Not Enrolled

Site Assessment Completed: Not Completed*

School Champions: 1



Demographics

Title One School: Yes

96% of school population identifies as non-white or Hispanic

84% of students qualify for free/reduced-price meals

↑ BACK TO TOP

*To view completed Site Assessments visit
<https://alamedacountysr2s.org/our-program/school-safety-assessments>

Sources

NOTE: Due to the COVID-19 pandemic, the Alameda County SR2S Program was not able to collect student hand tallies for the 2019-2020 school year as planned.

Enrollment: California Department of Education. Enrollment by School 2019-20.

School Champions: SR2S Site Coordinator School Evaluation.

Title One: Reflects program eligibility based on the federal threshold of 40% of students who qualify for the Free and Reduced Lunch Program.

Non-white/Hispanic: California Department of Education. Enrollment by School 2019-20.

Free/Reduced-Price Meals: California Department of Education. Unduplicated Student Poverty-FRPM Data 2019-20.

Historic Mode Split and Changes in Travel Behavior: Student Hand Tallies



alamedacountysr2s.org info@alamedacountysr2s.org

2019-2020 Activities

- Alameda County BikeMobile Visit
- Golden Sneaker Contest

2018-2019 Activities

- Not Enrolled in 2018-2019 School Year



The Alameda County Safe Routes to Schools Program is a program of the Alameda County Transportation Commission (alamedactc.org) and is funded with Alameda County's local sales tax Measure B, regional, state and federal funds.

Historic Mode Split



- Drive Alone: Students riding in cars only with those in their own household
- Shared Modes: Carpooling, taking the school bus, city bus, or BART
- Active Modes: Walking, biking, skateboarding, and other physically active modes

Changes in Travel Behavior

From N/A to N/A

N/A active transportation trips

N/A shared trips

N/A drive-alone trips

Top Parent/Caregiver Concerns

(2018-19)

- Insufficient data available



Lincoln Elementary (Oakland)

Oakland Unified School District



School Profile

Type: Elementary

Enrollment: 732

Charter School: No

Enrolled in Access Safe Routes Program: Not Enrolled

Site Assessment Completed: 2017*

School Champions: 1



Demographics

Title One School: Yes

95% of school population identifies as non-white or Hispanic

72% of students qualify for free/reduced-price meals

2019-2020 Activities

- International Walk and Roll to School Day
- Golden Sneaker Contest

2018-2019 Activities

- No Reported Activities

↑ BACK TO TOP

*To view completed Site Assessments visit
<https://alamedacountysr2s.org/our-program/school-safety-assessments>

Sources

NOTE: Due to the COVID-19 pandemic, the Alameda County SR2S Program was not able to collect student hand tallies for the 2019-2020 school year as planned.

Enrollment: California Department of Education. Enrollment by School 2019-20.

School Champions: SR2S Site Coordinator School Evaluation.

Title One: Reflects program eligibility based on the federal threshold of 40% of students who qualify for the Free and Reduced Lunch Program.

Non-white/Hispanic: California Department of Education. Enrollment by School 2019-20.

Free/Reduced-Price Meals: California Department of Education. Unduplicated Student Poverty-FRPM Data 2019-20.

Historic Mode Split and Changes in Travel Behavior: Student Hand Tallies

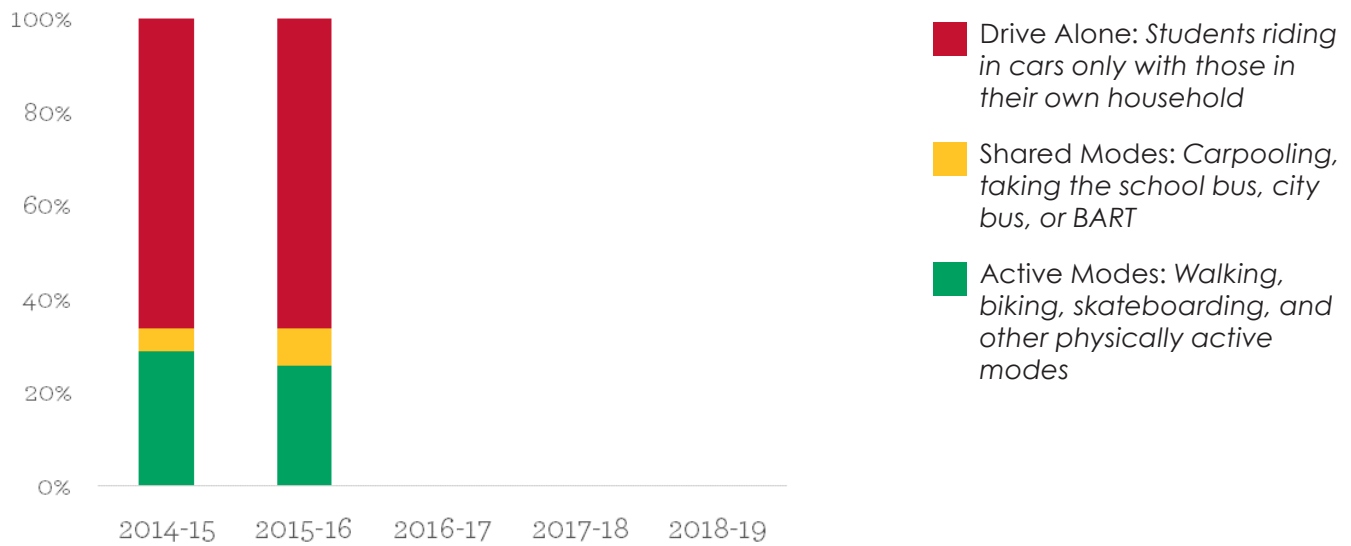


alamedacountysr2s.org info@alamedacountysr2s.org



The Alameda County Safe Routes to Schools Program is a program of the Alameda County Transportation Commission (alamedactc.org) and is funded with Alameda County's local sales tax Measure B, regional, state and federal funds.

Historic Mode Split



Changes in Travel Behavior

From 2014-15 to 2015-16

-3% active transportation trips

3% shared trips

0% drive-alone trips

Top Parent/Caregiver Concerns

(2018-19)

- Insufficient data available

Madison Park Academy 6-12

Oakland Unified School District



School Profile

Type: High School

Enrollment: 725

Charter School: No

Enrolled in Access Safe Routes Program: Not Enrolled

Site Assessment Completed: Not Completed*

School Champions: 1



Demographics

Title One School: Yes

99% of school population identifies as non-white or Hispanic

94% of students qualify for free/reduced-price meals

2019-2020 Activities

- No Reported Activities

2018-2019 Activities

- Not Enrolled in 2018-2019 School Year

↑ BACK TO TOP

*To view completed Site Assessments visit
<https://alamedacountysr2s.org/our-program/school-safety-assessments>

Sources

NOTE: Due to the COVID-19 pandemic, the Alameda County SR2S Program was not able to collect student hand tallies for the 2019-2020 school year as planned.

Enrollment: California Department of Education. Enrollment by School 2019-20.

School Champions: SR2S Site Coordinator School Evaluation.

Title One: Reflects program eligibility based on the federal threshold of 40% of students who qualify for the Free and Reduced Lunch Program.

Non-white/Hispanic: California Department of Education. Enrollment by School 2019-20.

Free/Reduced-Price Meals: California Department of Education. Unduplicated Student Poverty-FRPM Data 2019-20.

Historic Mode Split and Changes in Travel Behavior: Student Hand Tallies



alamedacountysr2s.org info@alamedacountysr2s.org



The Alameda County Safe Routes to Schools Program is a program of the Alameda County Transportation Commission (alamedactc.org) and is funded with Alameda County's local sales tax Measure B, regional, state and federal funds.

Historic Mode Split



- Drive Alone: Students riding in cars only with those in their own household
- Shared Modes: Carpooling, taking the school bus, city bus, or BART
- Active Modes: Walking, biking, skateboarding, and other physically active modes

Changes in Travel Behavior

From N/A to N/A

N/A active transportation trips

N/A shared trips

N/A drive-alone trips

Top Parent/Caregiver Concerns

(2018-19)

- Insufficient data available



Madison Park Academy TK-5

Oakland Unified School District



School Profile

Type: Elementary

Enrollment: 270

Charter School: No

Enrolled in Access Safe Routes Program: Not Enrolled

Site Assessment Completed: Not Completed*

School Champions: 0



Demographics

Title One School: Yes

99% of school population identifies as non-white or Hispanic

91% of students qualify for free/reduced-price meals

2019-2020 Activities

- No Reported Activities

2018-2019 Activities

- No Reported Activities

↑ BACK TO TOP

*To view completed Site Assessments visit
<https://alamedacountysr2s.org/our-program/school-safety-assessments>

Sources

NOTE: Due to the COVID-19 pandemic, the Alameda County SR2S Program was not able to collect student hand tallies for the 2019-2020 school year as planned.

Enrollment: California Department of Education. Enrollment by School 2019-20.

School Champions: SR2S Site Coordinator School Evaluation.

Title One: Reflects program eligibility based on the federal threshold of 40% of students who qualify for the Free and Reduced Lunch Program.

Non-white/Hispanic: California Department of Education. Enrollment by School 2019-20.

Free/Reduced-Price Meals: California Department of Education. Unduplicated Student Poverty-FRPM Data 2019-20.

Historic Mode Split and Changes in Travel Behavior: Student Hand Tallies



alamedacountysr2s.org info@alamedacountysr2s.org



The Alameda County Safe Routes to Schools Program is a program of the Alameda County Transportation Commission (alamedactc.org) and is funded with Alameda County's local sales tax Measure B, regional, state and federal funds.

Historic Mode Split



- Drive Alone: Students riding in cars only with those in their own household
- Shared Modes: Carpooling, taking the school bus, city bus, or BART
- Active Modes: Walking, biking, skateboarding, and other physically active modes

Changes in Travel Behavior

From N/A to N/A

N/A active transportation trips

N/A shared trips

N/A drive-alone trips

Top Parent/Caregiver Concerns

(2018-19)

- Insufficient data available



Manzanita Community

Oakland Unified School District



**OAKLAND UNIFIED
SCHOOL DISTRICT**
Community Schools, Thriving Students



School Profile

Type: Elementary

Enrollment: 378

Charter School: No

Enrolled in Access Safe Routes Program: Not Enrolled

Site Assessment Completed: 2011*

School Champions: 1



Demographics

Title One School: Yes

98% of school population identifies as non-white or Hispanic

85% of students qualify for free/reduced-price meals

2019-2020 Activities

- Alameda County BikeMobile Visit
- International Walk and Roll to School Day
- Golden Sneaker Contest

2018-2019 Activities

- Alameda County BikeMobile Visit
- Bike to School Day
- International Walk and Roll to School Day
- Golden Sneaker Contest

↑ BACK TO TOP

*To view completed Site Assessments visit
<https://alamedacountysr2s.org/our-program/school-safety-assessments>

Sources

NOTE: Due to the COVID-19 pandemic, the Alameda County SR2S Program was not able to collect student hand tallies for the 2019-2020 school year as planned.

Enrollment: California Department of Education. Enrollment by School 2019-20.

School Champions: SR2S Site Coordinator School Evaluation.

Title One: Reflects program eligibility based on the federal threshold of 40% of students who qualify for the Free and Reduced Lunch Program.

Non-white/Hispanic: California Department of Education. Enrollment by School 2019-20.

Free/Reduced-Price Meals: California Department of Education. Unduplicated Student Poverty-FRPM Data 2019-20.

Historic Mode Split and Changes in Travel Behavior: Student Hand Tallies



alamedacountysr2s.org info@alamedacountysr2s.org



The Alameda County Safe Routes to Schools Program is a program of the Alameda County Transportation Commission (alamedactc.org) and is funded with Alameda County's local sales tax Measure B, regional, state and federal funds.

Historic Mode Split



- Drive Alone: Students riding in cars only with those in their own household
- Shared Modes: Carpooling, taking the school bus, city bus, or BART
- Active Modes: Walking, biking, skateboarding, and other physically active modes

Changes in Travel Behavior

From 2013-14 to 2013-14

N/A active transportation trips

N/A shared trips

N/A drive-alone trips

Top Parent/Caregiver Concerns

(2018-19)

- Insufficient data available



Manzanita SEED Elementary

Oakland Unified School District



School Profile

Type: Elementary

Enrollment: 419

Charter School: No

Enrolled in Access Safe Routes Program: Not Enrolled

Site Assessment Completed: Not Completed*

School Champions: 2



Demographics

Title One School: Yes

91% of school population identifies as non-white or Hispanic

64% of students qualify for free/reduced-price meals

2019-2020 Activities

- Alameda County BikeMobile Visit
- International Walk and Roll to School Day

2018-2019 Activities

- Alameda County BikeMobile Visit
- Bike to School Day
- International Walk and Roll to School Day

↑ BACK TO TOP

*To view completed Site Assessments visit
<https://alamedacountysr2s.org/our-program/school-safety-assessments>

Sources

NOTE: Due to the COVID-19 pandemic, the Alameda County SR2S Program was not able to collect student hand tallies for the 2019-2020 school year as planned.

Enrollment: California Department of Education. Enrollment by School 2019-20.

School Champions: SR2S Site Coordinator School Evaluation.

Title One: Reflects program eligibility based on the federal threshold of 40% of students who qualify for the Free and Reduced Lunch Program.

Non-white/Hispanic: California Department of Education. Enrollment by School 2019-20.

Free/Reduced-Price Meals: California Department of Education. Unduplicated Student Poverty-FRPM Data 2019-20.

Historic Mode Split and Changes in Travel Behavior: Student Hand Tallies

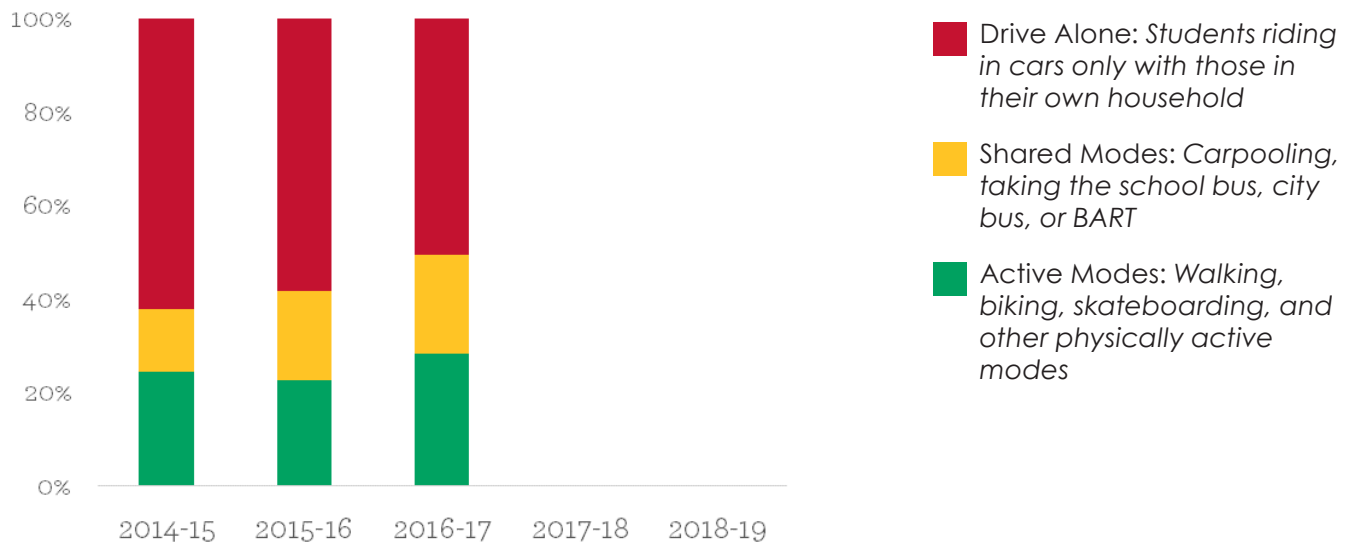


alamedacountysr2s.org info@alamedacountysr2s.org



The Alameda County Safe Routes to Schools Program is a program of the Alameda County Transportation Commission (alamedactc.org) and is funded with Alameda County's local sales tax Measure B, regional, state and federal funds.

Historic Mode Split



Changes in Travel Behavior

From 2013-14 to 2016-17

-19% active transportation trips

10% shared trips

8% drive-alone trips

Top Parent/Caregiver Concerns

(2018-19)

- Insufficient data available



Markham Elementary

Oakland Unified School District



School Profile

Type: Elementary

Enrollment: 323

Charter School: No

Enrolled in Access Safe Routes Program: Not Enrolled

Site Assessment Completed: 2016*

School Champions: 1



Demographics

Title One School: Yes

100% of school population identifies as non-white or Hispanic

92% of students qualify for free/reduced-price meals

2019-2020 Activities

- Alameda County BikeMobile Visit
- Golden Sneaker Contest

2018-2019 Activities

- Pedestrian Rodeo
- Rock the Block Assembly
- Bike Rodeo
- Alameda County BikeMobile Visit
- International Walk and Roll to School Day
- Golden Sneaker Contest

↑ BACK TO TOP

*To view completed Site Assessments visit
<https://alamedacountysr2s.org/our-program/school-safety-assessments>

Sources

NOTE: Due to the COVID-19 pandemic, the Alameda County SR2S Program was not able to collect student hand tallies for the 2019-2020 school year as planned.

Enrollment: California Department of Education. Enrollment by School 2019-20.

School Champions: SR2S Site Coordinator School Evaluation.

Title One: Reflects program eligibility based on the federal threshold of 40% of students who qualify for the Free and Reduced Lunch Program.

Non-white/Hispanic: California Department of Education. Enrollment by School 2019-20.

Free/Reduced-Price Meals: California Department of Education. Unduplicated Student Poverty-FRPM Data 2019-20.

Historic Mode Split and Changes in Travel Behavior: Student Hand Tallies

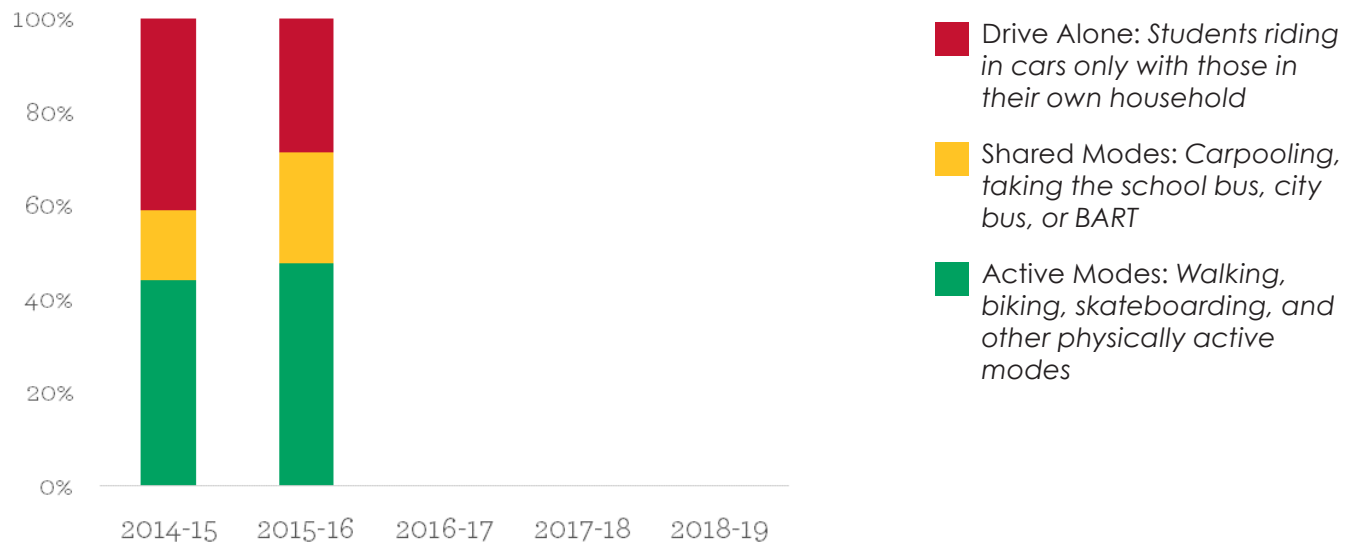


alamedacountysr2s.org info@alamedacountysr2s.org



The Alameda County Safe Routes to Schools Program is a program of the Alameda County Transportation Commission (alamedactc.org) and is funded with Alameda County's local sales tax Measure B, regional, state and federal funds.

Historic Mode Split



Changes in Travel Behavior

From 2014-15 to 2015-16

4% active transportation trips

9% shared trips

-12% drive-alone trips

Top Parent/Caregiver Concerns

(2018-19)

- Insufficient data available

Martin Luther King, Jr. Elementary

Oakland Unified School District



**OAKLAND UNIFIED
SCHOOL DISTRICT**
Community Schools, Thriving Students



School Profile

Type: Elementary

Enrollment: 386

Charter School: No

Enrolled in Access Safe Routes Program: Not Enrolled

Site Assessment Completed: 2017*

School Champions: 0



Demographics

Title One School: Yes

89% of school population identifies as non-white or Hispanic

92% of students qualify for free/reduced-price meals

2019-2020 Activities

- No Reported Activities

2018-2019 Activities

- Rock the Block Assembly

↑ BACK TO TOP

*To view completed Site Assessments visit

<https://alamedacountysr2s.org/our-program/school-safety-assessments>

Sources

NOTE: Due to the COVID-19 pandemic, the Alameda County SR2S Program was not able to collect student hand tallies for the 2019-2020 school year as planned.

Enrollment: California Department of Education. Enrollment by School 2019-20.

School Champions: SR2S Site Coordinator School Evaluation.

Title One: Reflects program eligibility based on the federal threshold of 40% of students who qualify for the Free and Reduced Lunch Program.

Non-white/Hispanic: California Department of Education. Enrollment by School 2019-20.

Free/Reduced-Price Meals: California Department of Education. Unduplicated Student Poverty-FRPM Data 2019-20.

Historic Mode Split and Changes in Travel Behavior: Student Hand Tallies

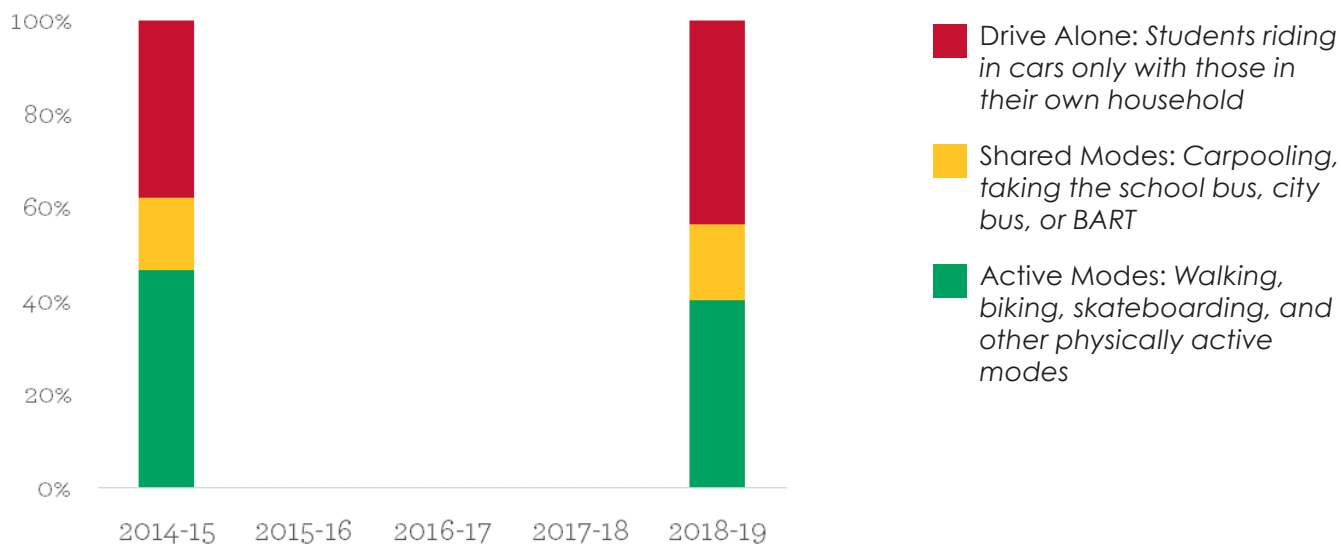


alamedacountysr2s.org info@alamedacountysr2s.org



The Alameda County Safe Routes to Schools Program is a program of the Alameda County Transportation Commission (alamedactc.org) and is funded with Alameda County's local sales tax Measure B, regional, state and federal funds.

Historic Mode Split



Changes in Travel Behavior

From 2014-15 to 2018-19

-7% active transportation trips

1% shared trips

6% drive-alone trips

Top Parent/Caregiver Concerns

(2018-19)

- Driving is more convenient
- Takes too long to walk or bike to school
- Speeding cars



[↑ BACK TO TOP](#)

McClymonds High

Oakland Unified School District



School Profile

Type: High School

Enrollment: 359

Charter School: No

Enrolled in Access Safe Routes Program: Not Enrolled

Site Assessment Completed: Not Completed*

School Champions: 1

Participating in Free + Universal Transit Pass Program

85% of eligible students received Clipper Cards



Demographics

Title One School: Yes

97% of school population identifies as non-white or Hispanic

90% of students qualify for free/reduced-price meals

2019-2020 Activities

- Cocoa for Carpools

2018-2019 Activities

- Bike to School Day

↑ BACK TO TOP

*To view completed Site Assessments visit
<https://alamedacountysr2s.org/our-program/school-safety-assessments>

Sources

NOTE: Due to the COVID-19 pandemic, the Alameda County SR2S Program was not able to collect student hand tallies for the 2019-2020 school year as planned.

Enrollment: California Department of Education. Enrollment by School 2019-20.

School Champions: SR2S Site Coordinator School Evaluation.

Title One: Reflects program eligibility based on the federal threshold of 40% of students who qualify for the Free and Reduced Lunch Program.

Non-white/Hispanic: California Department of Education. Enrollment by School 2019-20.

Free/Reduced-Price Meals: California Department of Education. Unduplicated Student Poverty-FRPM Data 2019-20.

Historic Mode Split and Changes in Travel Behavior: Student Hand Tallies

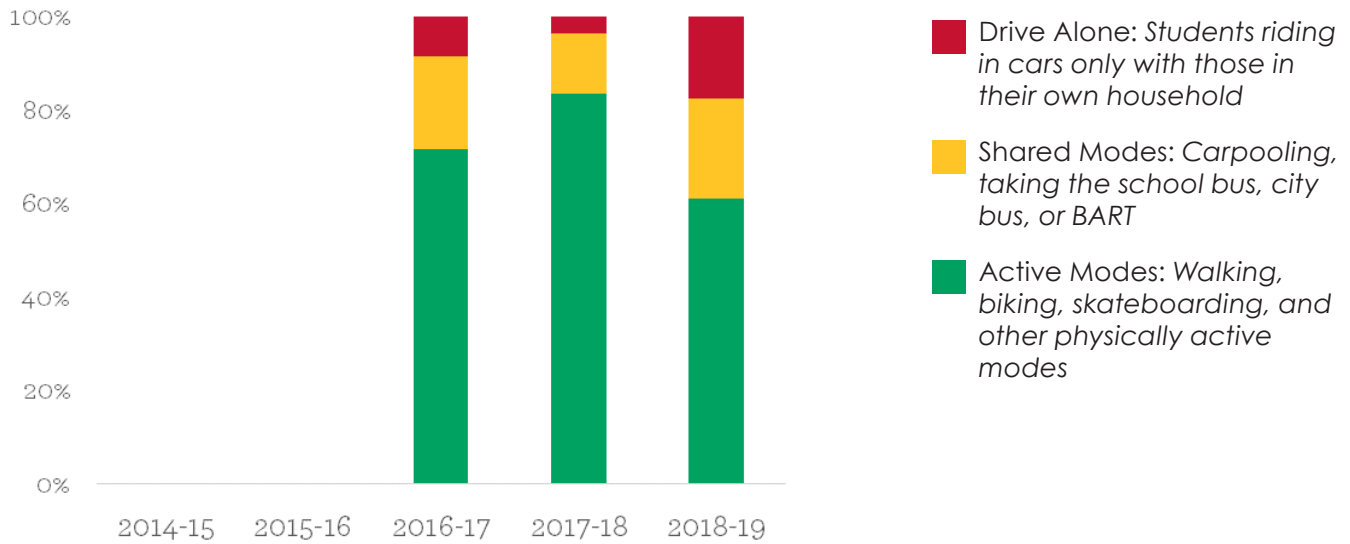


alamedacountysr2s.org info@alamedacountysr2s.org

The Alameda County Safe Routes to Schools Program is a program of the Alameda County Transportation Commission (alamedactc.org) and is funded with Alameda County's local sales tax Measure B, regional, state and federal funds.



Historic Mode Split



Changes in Travel Behavior

From 2016-17 to 2017-18

- 10% active transportation trips
- 1% shared trips
- 9% drive-alone trips

Top Parent/Caregiver Concerns

(2018-19)

- Insufficient data available



Montclair Elementary

Oakland Unified School District



School Profile

Type: Elementary

Enrollment: 625

Charter School: No

Enrolled in Access Safe Routes Program: Not Enrolled

Site Assessment Completed: 2013*

School Champions: 1



Demographics

Title One School: No

58% of school population identifies as non-white or Hispanic

22% of students qualify for free/reduced-price meals

2019-2020 Activities

- No Reported Activities

2018-2019 Activities

- Alameda County BikeMobile Visit

↑ BACK TO TOP

*To view completed Site Assessments visit
<https://alamedacountysr2s.org/our-program/school-safety-assessments>

Sources

NOTE: Due to the COVID-19 pandemic, the Alameda County SR2S Program was not able to collect student hand tallies for the 2019-2020 school year as planned.

Enrollment: California Department of Education. Enrollment by School 2019-20.

School Champions: SR2S Site Coordinator School Evaluation.

Title One: Reflects program eligibility based on the federal threshold of 40% of students who qualify for the Free and Reduced Lunch Program.

Non-white/Hispanic: California Department of Education. Enrollment by School 2019-20.

Free/Reduced-Price Meals: California Department of Education. Unduplicated Student Poverty-FRPM Data 2019-20.

Historic Mode Split and Changes in Travel Behavior: Student Hand Tallies



alamedacountysr2s.org info@alamedacountysr2s.org



The Alameda County Safe Routes to Schools Program is a program of the Alameda County Transportation Commission (alamedactc.org) and is funded with Alameda County's local sales tax Measure B, regional, state and federal funds.

Historic Mode Split



- Drive Alone: Students riding in cars only with those in their own household
- Shared Modes: Carpooling, taking the school bus, city bus, or BART
- Active Modes: Walking, biking, skateboarding, and other physically active modes

Changes in Travel Behavior

From N/A to N/A

- N/A active transportation trips
- N/A shared trips
- N/A drive-alone trips

Top Parent/Caregiver Concerns

(2018-19)

- Insufficient data available



Montera Middle

Oakland Unified School District



School Profile

Type: Intermediate/Middle/Junior High

Enrollment: 673

Charter School: No

Enrolled in Access Safe Routes Program: Not Enrolled

Site Assessment Completed: Not Completed*

School Champions: 0



Demographics

Title One School: Yes

75% of school population identifies as non-white or Hispanic

52% of students qualify for free/reduced-price meals

2019-2020 Activities

- No Reported Activities

2018-2019 Activities

- Drive Your Bike
- Bike to School Day
- International Walk and Roll to School Day
- Golden Sneaker Contest

↑ BACK TO TOP

*To view completed Site Assessments visit
<https://alamedacountysr2s.org/our-program/school-safety-assessments>

Sources

NOTE: Due to the COVID-19 pandemic, the Alameda County SR2S Program was not able to collect student hand tallies for the 2019-2020 school year as planned.

Enrollment: California Department of Education. Enrollment by School 2019-20.

School Champions: SR2S Site Coordinator School Evaluation.

Title One: Reflects program eligibility based on the federal threshold of 40% of students who qualify for the Free and Reduced Lunch Program.

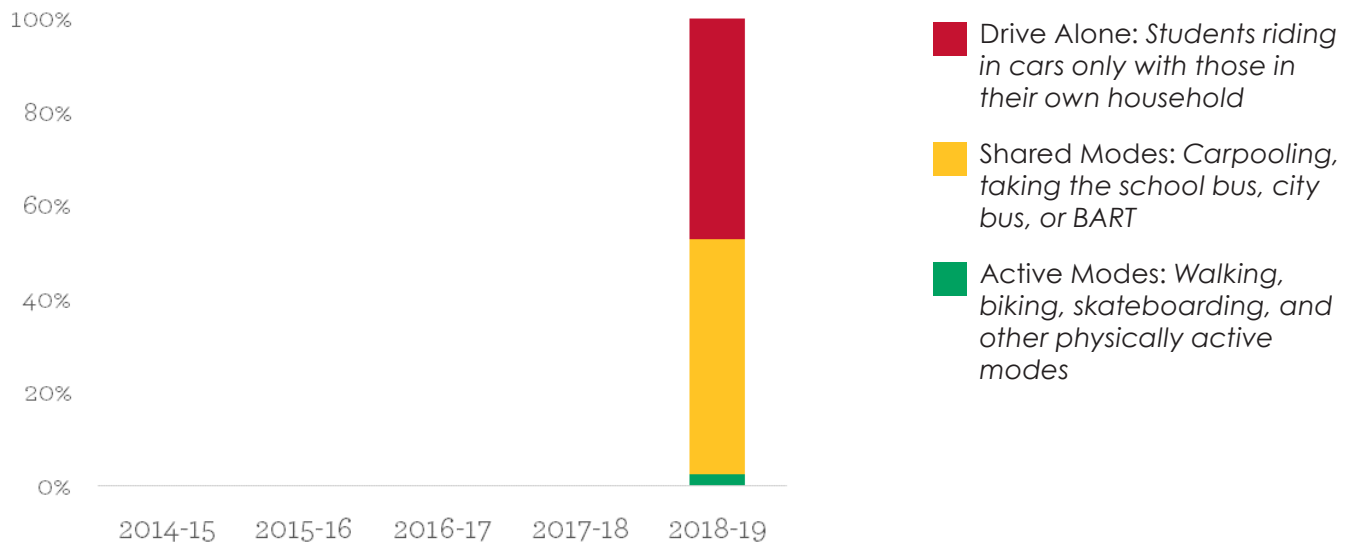
Non-white/Hispanic: California Department of Education. Enrollment by School 2019-20.

Free/Reduced-Price Meals: California Department of Education. Unduplicated Student Poverty-FRPM Data 2019-20.

Historic Mode Split and Changes in Travel Behavior: Student Hand Tallies



Historic Mode Split



Changes in Travel Behavior

From N/A to N/A

N/A active transportation trips

N/A shared trips

N/A drive-alone trips

Top Parent/Caregiver Concerns

(2018-19)

- Insufficient data available



New Highland Academy

Oakland Unified School District



**OAKLAND UNIFIED
SCHOOL DISTRICT**
Community Schools, Thriving Students



School Profile

Type: Elementary

Enrollment: 348

Charter School: No

Enrolled in Access Safe Routes Program: Not Enrolled

Site Assessment Completed: 2016*

School Champions: 1



Demographics

Title One School: Yes

100% of school population identifies as non-white or Hispanic

91% of students qualify for free/reduced-price meals

2019-2020 Activities

- Alameda County BikeMobile Visit
- International Walk and Roll to School Day
- Golden Sneaker Contest

2018-2019 Activities

- Alameda County BikeMobile Visit
- Bike to School Day
- International Walk and Roll to School Day

↑ BACK TO TOP

*To view completed Site Assessments visit
<https://alamedacountysr2s.org/our-program/school-safety-assessments>

Sources

NOTE: Due to the COVID-19 pandemic, the Alameda County SR2S Program was not able to collect student hand tallies for the 2019-2020 school year as planned.

Enrollment: California Department of Education. Enrollment by School 2019-20.

School Champions: SR2S Site Coordinator School Evaluation.

Title One: Reflects program eligibility based on the federal threshold of 40% of students who qualify for the Free and Reduced Lunch Program.

Non-white/Hispanic: California Department of Education. Enrollment by School 2019-20.

Free/Reduced-Price Meals: California Department of Education. Unduplicated Student Poverty-FRPM Data 2019-20.

Historic Mode Split and Changes in Travel Behavior: Student Hand Tallies

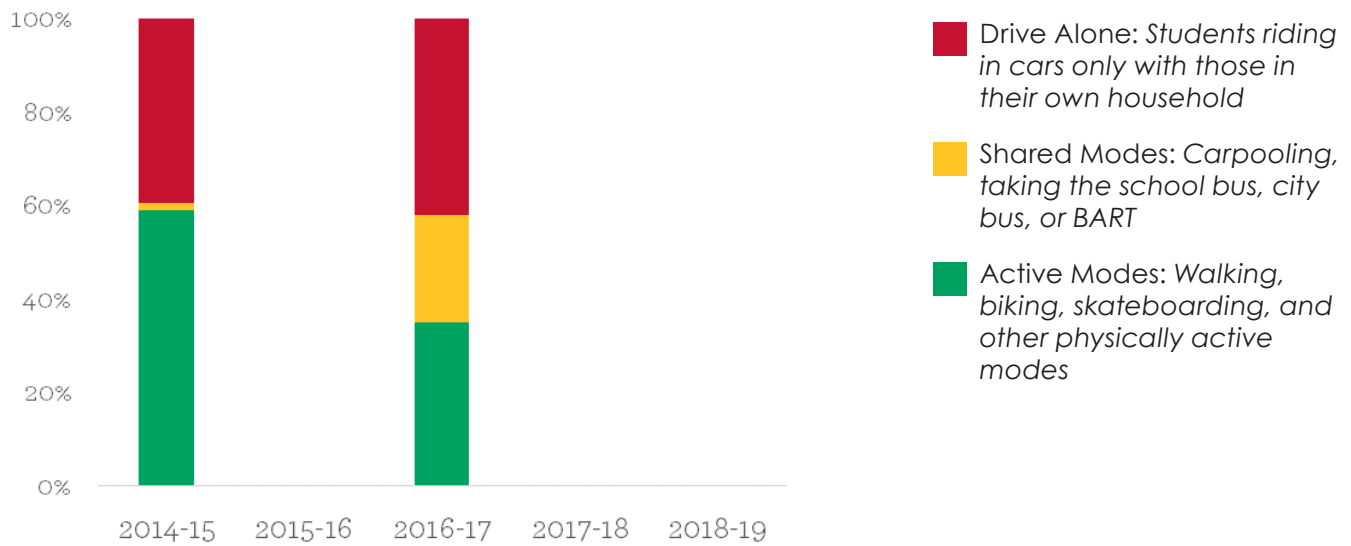


alamedacountysr2s.org info@alamedacountysr2s.org



The Alameda County Safe Routes to Schools Program is a program of the Alameda County Transportation Commission (alamedactc.org) and is funded with Alameda County's local sales tax Measure B, regional, state and federal funds.

Historic Mode Split



Changes in Travel Behavior

From 2014-15 to 2016-17

-24% active transportation trips

21% shared trips

2% drive-alone trips

Top Parent/Caregiver Concerns

(2018-19)

- Insufficient data available



Oakland Charter Academy

Oakland Unified School District



School Profile

Type: Intermediate/Middle/Junior High

Enrollment: 238

Charter School: Yes

Enrolled in Access Safe Routes Program: Not Enrolled

Site Assessment Completed: 2019*

School Champions: 1



Demographics

Title One School: Yes

98% of school population identifies as non-white or Hispanic

95% of students qualify for free/reduced-price meals

2019-2020 Activities

- No Reported Activities

2018-2019 Activities

- No Reported Activities

↑ BACK TO TOP

*To view completed Site Assessments visit
<https://alamedacountysr2s.org/our-program/school-safety-assessments>

Sources

NOTE: Due to the COVID-19 pandemic, the Alameda County SR2S Program was not able to collect student hand tallies for the 2019-2020 school year as planned.

Enrollment: California Department of Education. Enrollment by School 2019-20.

School Champions: SR2S Site Coordinator School Evaluation.

Title One: Reflects program eligibility based on the federal threshold of 40% of students who qualify for the Free and Reduced Lunch Program.

Non-white/Hispanic: California Department of Education. Enrollment by School 2019-20.

Free/Reduced-Price Meals: California Department of Education. Unduplicated Student Poverty-FRPM Data 2019-20.

Historic Mode Split and Changes in Travel Behavior: Student Hand Tallies



alamedacountysr2s.org info@alamedacountysr2s.org



The Alameda County Safe Routes to Schools Program is a program of the Alameda County Transportation Commission (alamedactc.org) and is funded with Alameda County's local sales tax Measure B, regional, state and federal funds.

Historic Mode Split



- Drive Alone: Students riding in cars only with those in their own household
- Shared Modes: Carpooling, taking the school bus, city bus, or BART
- Active Modes: Walking, biking, skateboarding, and other physically active modes

Changes in Travel Behavior

From N/A to N/A

N/A active transportation trips

N/A shared trips

N/A drive-alone trips

Top Parent/Caregiver Concerns

(2018-19)

- Insufficient data available



Oakland International High

Oakland Unified School District



School Profile

Type: High School

Enrollment: 391

Charter School: No

Enrolled in Access Safe Routes Program: Not Enrolled

Site Assessment Completed: 2017*

School Champions: 1

Participating in Free + Universal Transit Pass Program

100% of eligible students received Clipper Cards



Demographics

Title One School: Yes

96% of school population identifies as non-white or Hispanic

88% of students qualify for free/reduced-price meals

2019-2020 Activities

- International Walk and Roll to School Day

2018-2019 Activities

- Alameda County BikeMobile Visit

↑ BACK TO TOP

*To view completed Site Assessments visit
<https://alamedacountysr2s.org/our-program/school-safety-assessments>

Sources

NOTE: Due to the COVID-19 pandemic, the Alameda County SR2S Program was not able to collect student hand tallies for the 2019-2020 school year as planned.

Enrollment: California Department of Education. Enrollment by School 2019-20.

School Champions: SR2S Site Coordinator School Evaluation.

Title One: Reflects program eligibility based on the federal threshold of 40% of students who qualify for the Free and Reduced Lunch Program.

Non-white/Hispanic: California Department of Education. Enrollment by School 2019-20.

Free/Reduced-Price Meals: California Department of Education. Unduplicated Student Poverty-FRPM Data 2019-20.

Historic Mode Split and Changes in Travel Behavior: Student Hand Tallies

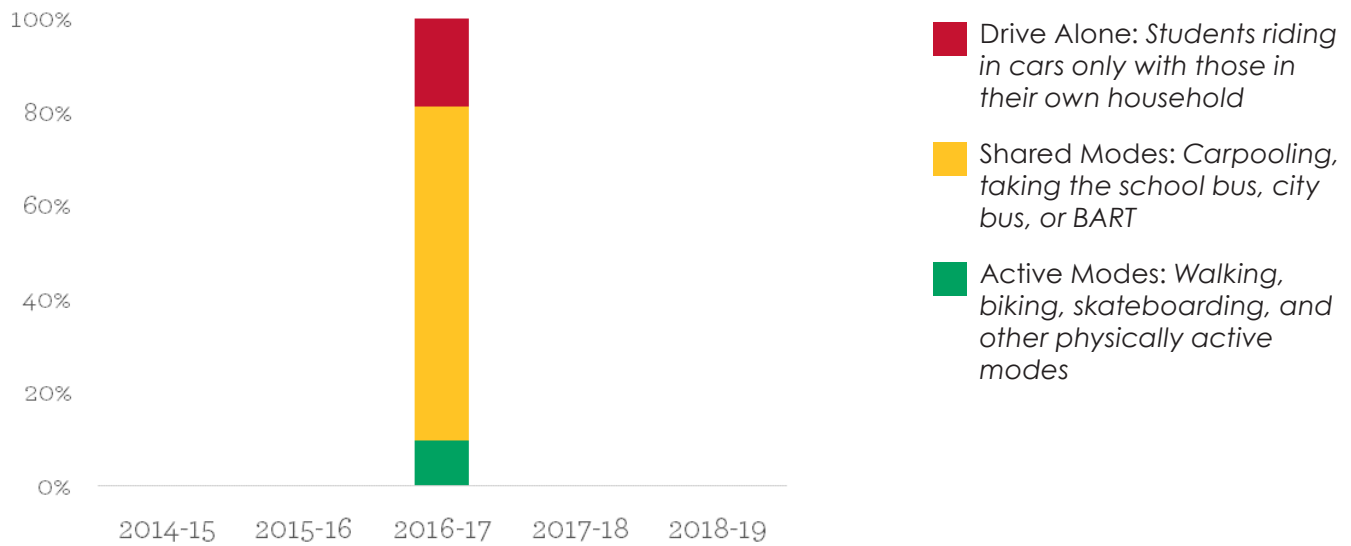


alamedacountysr2s.org info@alamedacountysr2s.org



The Alameda County Safe Routes to Schools Program is a program of the Alameda County Transportation Commission (alamedactc.org) and is funded with Alameda County's local sales tax Measure B, regional, state and federal funds.

Historic Mode Split



Changes in Travel Behavior

From 2016-17 to 2016-17

N/A active transportation trips

N/A shared trips

N/A drive-alone trips

Top Parent/Caregiver Concerns

(2018-19)

- Insufficient data available



Oakland School for the Arts

Oakland Unified School District



School Profile

Type: Elementary-High Combination

Enrollment: 793

Charter School: Yes

Enrolled in Access Safe Routes Program: Not Enrolled

Site Assessment Completed: 2019*

School Champions: 1



Demographics

Title One School: No

64% of school population identifies as non-white or Hispanic

16% of students qualify for free/reduced-price meals

2019-2020 Activities

- No Reported Activities

2018-2019 Activities

- No Reported Activities

↑ BACK TO TOP

*To view completed Site Assessments visit
<https://alamedacountysr2s.org/our-program/school-safety-assessments>

Sources

NOTE: Due to the COVID-19 pandemic, the Alameda County SR2S Program was not able to collect student hand tallies for the 2019-2020 school year as planned.

Enrollment: California Department of Education. Enrollment by School 2019-20.

School Champions: SR2S Site Coordinator School Evaluation.

Title One: Reflects program eligibility based on the federal threshold of 40% of students who qualify for the Free and Reduced Lunch Program.

Non-white/Hispanic: California Department of Education. Enrollment by School 2019-20.

Free/Reduced-Price Meals: California Department of Education. Unduplicated Student Poverty-FRPM Data 2019-20.

Historic Mode Split and Changes in Travel Behavior: Student Hand Tallies

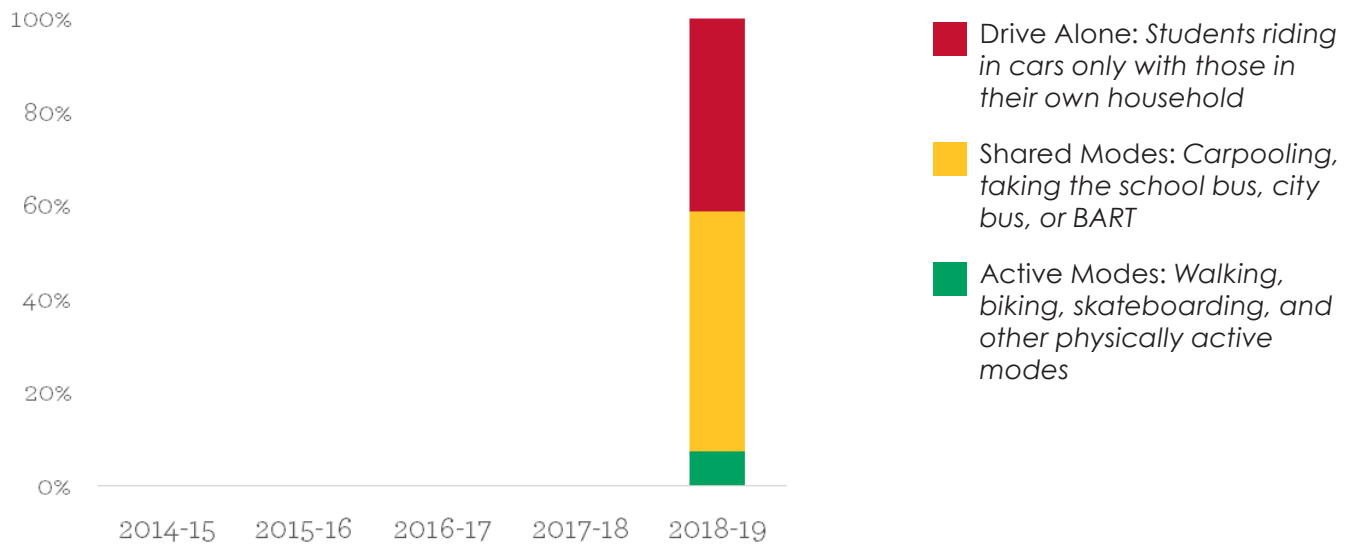


alamedacountysr2s.org info@alamedacountysr2s.org



The Alameda County Safe Routes to Schools Program is a program of the Alameda County Transportation Commission (alamedactc.org) and is funded with Alameda County's local sales tax Measure B, regional, state and federal funds.

Historic Mode Split



Changes in Travel Behavior

From N/A to N/A

N/A active transportation trips

N/A shared trips

N/A drive-alone trips

Top Parent/Caregiver Concerns

(2018-19)

- Insufficient data available



Oakland Technical High

Oakland Unified School District



School Profile

Type: High School

Enrollment: 1960

Charter School: No

Enrolled in Access Safe Routes Program: Not Enrolled

Site Assessment Completed: 2013*

School Champions: 1



Demographics

Title One School: Yes

76% of school population identifies as non-white or Hispanic

49% of students qualify for free/reduced-price meals

2019-2020 Activities

- Drive Your Bike

2018-2019 Activities

- Alameda County BikeMobile Visit
- Bike to School Day

↑ BACK TO TOP

*To view completed Site Assessments visit
<https://alamedacountysr2s.org/our-program/school-safety-assessments>

Sources

NOTE: Due to the COVID-19 pandemic, the Alameda County SR2S Program was not able to collect student hand tallies for the 2019-2020 school year as planned.

Enrollment: California Department of Education. Enrollment by School 2019-20.

School Champions: SR2S Site Coordinator School Evaluation.

Title One: Reflects program eligibility based on the federal threshold of 40% of students who qualify for the Free and Reduced Lunch Program.

Non-white/Hispanic: California Department of Education. Enrollment by School 2019-20.

Free/Reduced-Price Meals: California Department of Education. Unduplicated Student Poverty-FRPM Data 2019-20.

Historic Mode Split and Changes in Travel Behavior: Student Hand Tallies

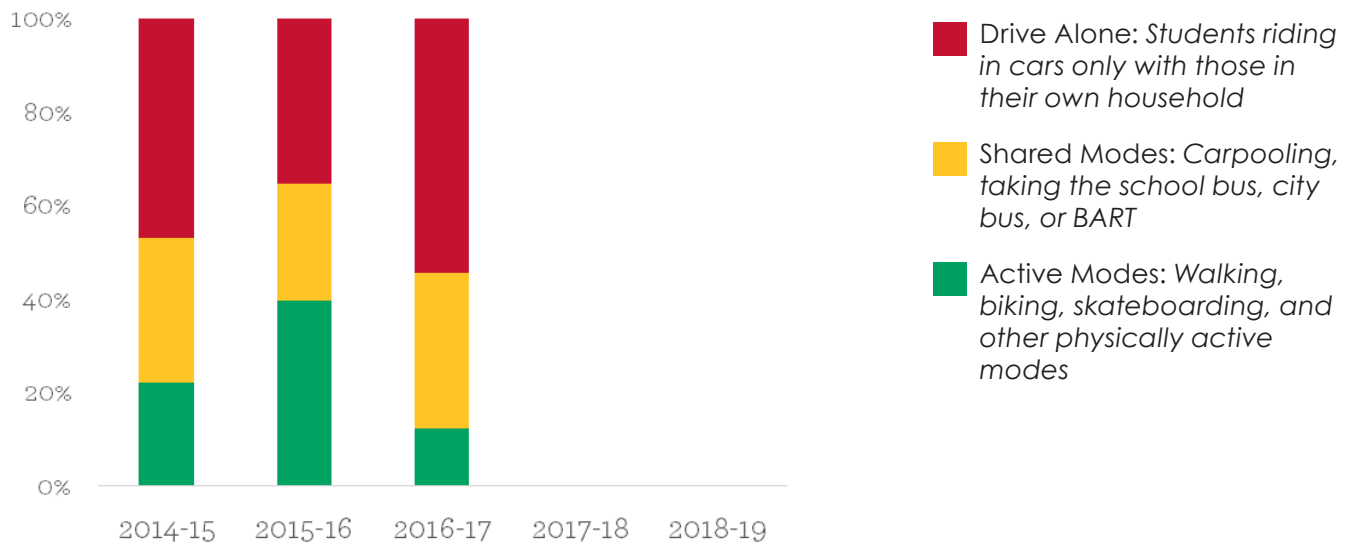


alamedacountysr2s.org info@alamedacountysr2s.org



The Alameda County Safe Routes to Schools Program is a program of the Alameda County Transportation Commission (alamedactc.org) and is funded with Alameda County's local sales tax Measure B, regional, state and federal funds.

Historic Mode Split



Changes in Travel Behavior

From 2013-14 to 2016-17

3% active transportation trips

-16% shared trips

13% drive-alone trips

Top Parent/Caregiver Concerns

(2018-19)

- Insufficient data available



Parker Elementary

Oakland Unified School District



**OAKLAND UNIFIED
SCHOOL DISTRICT**
Community Schools, Thriving Students



School Profile

Type: Elementary

Enrollment: 268

Charter School: No

Enrolled in Access Safe Routes Program: Not Enrolled

Site Assessment Completed: 2010*

School Champions: 1



Demographics

Title One School: Yes

97% of school population identifies as non-white or
Hispanic

90% of students qualify for free/reduced-price meals

2019-2020 Activities

- Alameda County BikeMobile Visit

2018-2019 Activities

- No Reported Activities

↑ BACK TO TOP

*To view completed Site Assessments visit

<https://alamedacountysr2s.org/our-program/school-safety-assessments>

Sources

NOTE: Due to the COVID-19 pandemic, the Alameda County SR2S Program was not able to collect student hand tallies for the 2019-2020 school year as planned.

Enrollment: California Department of Education. Enrollment by School 2019-20.

School Champions: SR2S Site Coordinator School Evaluation.

Title One: Reflects program eligibility based on the federal threshold of 40% of students who qualify for the Free and Reduced Lunch Program.

Non-white/Hispanic: California Department of Education. Enrollment by School 2019-20.

Free/Reduced-Price Meals: California Department of Education. Unduplicated Student Poverty-FRPM Data 2019-20.

Historic Mode Split and Changes in Travel Behavior: Student Hand Tallies

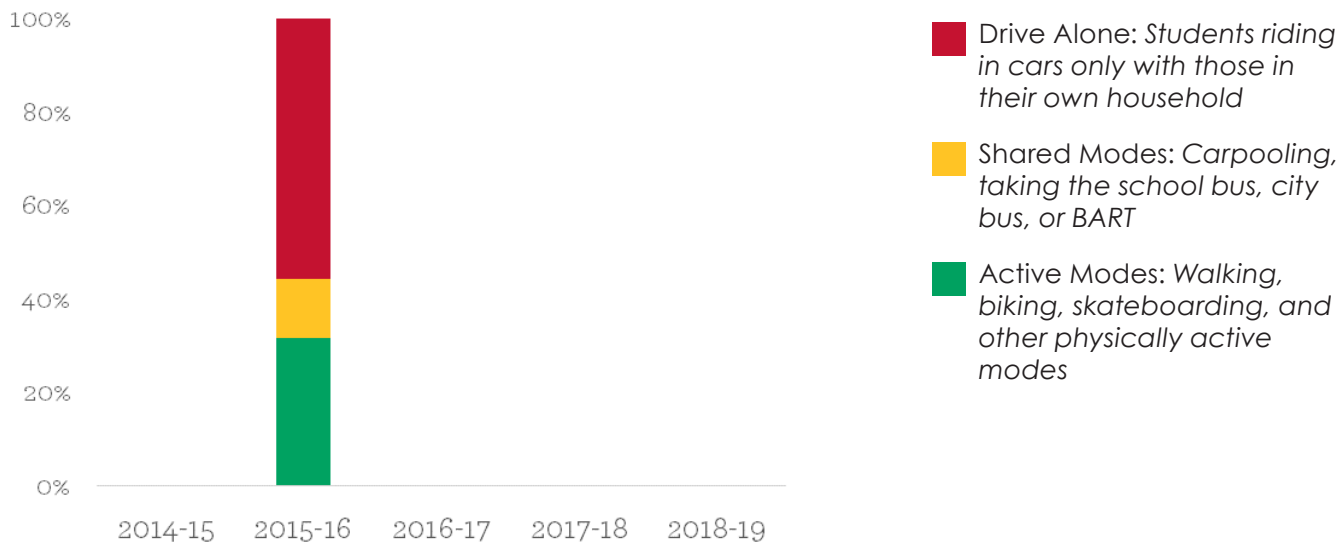


alamedacountysr2s.org info@alamedacountysr2s.org



The Alameda County Safe Routes to Schools Program is a program of the Alameda County Transportation Commission (alamedactc.org) and is funded with Alameda County's local sales tax Measure B, regional, state and federal funds.

Historic Mode Split



Changes in Travel Behavior

From 2015-16 to 2015-16

N/A active transportation trips

N/A shared trips

N/A drive-alone trips

Top Parent/Caregiver Concerns

(2018-19)

- Insufficient data available



Peralta Elementary

Oakland Unified School District



School Profile

Type: Elementary

Enrollment: 325

Charter School: No

Enrolled in Access Safe Routes Program: Not Enrolled

Site Assessment Completed: 2019*

School Champions: 1



Demographics

Title One School: No

52% of school population identifies as non-white or Hispanic

13% of students qualify for free/reduced-price meals

2019-2020 Activities

- Walking School Bus
- International Walk and Roll to School Day
- Ongoing Walk and Roll Events

2018-2019 Activities

- Alameda County BikeMobile Visit
- Bike to School Day
- International Walk and Roll to School Day
- Ongoing Walk and Roll Events

↑ BACK TO TOP

*To view completed Site Assessments visit
<https://alamedacountysr2s.org/our-program/school-safety-assessments>

Sources

NOTE: Due to the COVID-19 pandemic, the Alameda County SR2S Program was not able to collect student hand tallies for the 2019-2020 school year as planned.

Enrollment: California Department of Education. Enrollment by School 2019-20.

School Champions: SR2S Site Coordinator School Evaluation.

Title One: Reflects program eligibility based on the federal threshold of 40% of students who qualify for the Free and Reduced Lunch Program.

Non-white/Hispanic: California Department of Education. Enrollment by School 2019-20.

Free/Reduced-Price Meals: California Department of Education. Unduplicated Student Poverty-FRPM Data 2019-20.

Historic Mode Split and Changes in Travel Behavior: Student Hand Tallies

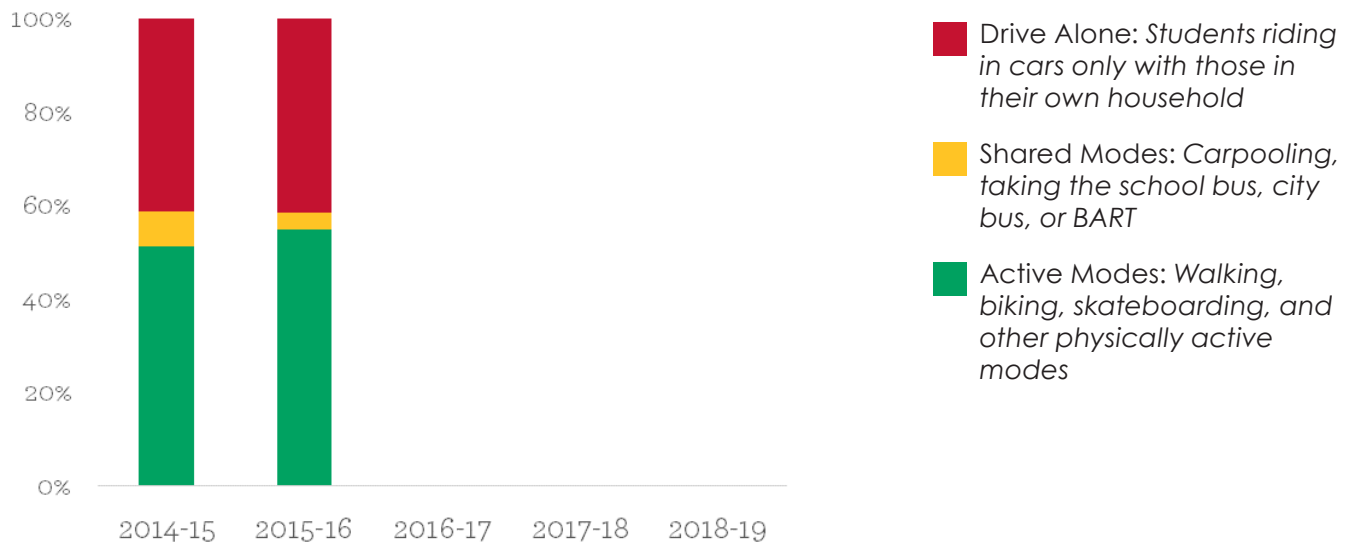


alamedacountysr2s.org info@alamedacountysr2s.org



The Alameda County Safe Routes to Schools Program is a program of the Alameda County Transportation Commission (alamedactc.org) and is funded with Alameda County's local sales tax Measure B, regional, state and federal funds.

Historic Mode Split



Changes in Travel Behavior

From 2013-14 to 2015-16

9% active transportation trips

-3% shared trips

-6% drive-alone trips

Top Parent/Caregiver Concerns

(2018-19)

- Insufficient data available

Piedmont Avenue Elementary

Oakland Unified School District



School Profile

Type: Elementary

Enrollment: 341

Charter School: No

Enrolled in Access Safe Routes Program: Not Enrolled

Site Assessment Completed: 2009*

School Champions: 1



Demographics

Title One School: Yes

91% of school population identifies as non-white or Hispanic

73% of students qualify for free/reduced-price meals

2019-2020 Activities

- International Walk and Roll to School Day
- Golden Sneaker Contest

2018-2019 Activities

- Walking School Bus
- Bike to School Day
- International Walk and Roll to School Day
- Golden Sneaker Contest

↑ BACK TO TOP

*To view completed Site Assessments visit
<https://alamedacountysr2s.org/our-program/school-safety-assessments>

Sources

NOTE: Due to the COVID-19 pandemic, the Alameda County SR2S Program was not able to collect student hand tallies for the 2019-2020 school year as planned.

Enrollment: California Department of Education. Enrollment by School 2019-20.

School Champions: SR2S Site Coordinator School Evaluation.

Title One: Reflects program eligibility based on the federal threshold of 40% of students who qualify for the Free and Reduced Lunch Program.

Non-white/Hispanic: California Department of Education. Enrollment by School 2019-20.

Free/Reduced-Price Meals: California Department of Education. Unduplicated Student Poverty-FRPM Data 2019-20.

Historic Mode Split and Changes in Travel Behavior: Student Hand Tallies

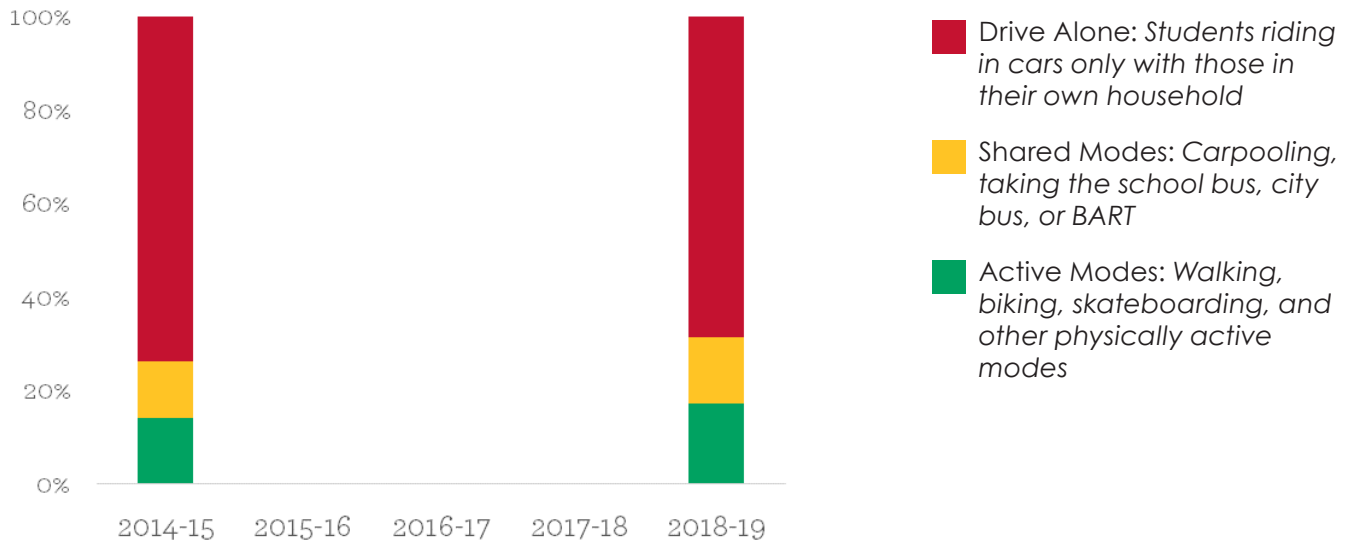


alamedacountysr2s.org info@alamedacountysr2s.org



The Alameda County Safe Routes to Schools Program is a program of the Alameda County Transportation Commission (alamedactc.org) and is funded with Alameda County's local sales tax Measure B, regional, state and federal funds.

Historic Mode Split



Changes in Travel Behavior

From 2014-15 to 2014-15

3% active transportation trips

2% shared trips

-5% drive-alone trips

Top Parent/Caregiver Concerns

(2018-19)

- Driving is more convenient
- Takes too long to walk or bike to school
- Speeding cars

[↑ BACK TO TOP](#)



Prescott (formerly PLACE @ Prescott)

Oakland Unified School District



School Profile

Type: Elementary

Enrollment: 121

Charter School: No

Enrolled in Access Safe Routes Program: Not Enrolled

Site Assessment Completed: Not Completed*

School Champions: 1



Demographics

Title One School: Yes

98% of school population identifies as non-white or Hispanic

91% of students qualify for free/reduced-price meals

2019-2020 Activities

- International Walk and Roll to School Day
- Golden Sneaker Contest

2018-2019 Activities

- International Walk and Roll to School Day
- Golden Sneaker Contest

↑ BACK TO TOP

*To view completed Site Assessments visit
<https://alamedacountysr2s.org/our-program/school-safety-assessments>

Sources

NOTE: Due to the COVID-19 pandemic, the Alameda County SR2S Program was not able to collect student hand tallies for the 2019-2020 school year as planned.

Enrollment: California Department of Education. Enrollment by School 2019-20.

School Champions: SR2S Site Coordinator School Evaluation.

Title One: Reflects program eligibility based on the federal threshold of 40% of students who qualify for the Free and Reduced Lunch Program.

Non-white/Hispanic: California Department of Education. Enrollment by School 2019-20.

Free/Reduced-Price Meals: California Department of Education. Unduplicated Student Poverty-FRPM Data 2019-20.

Historic Mode Split and Changes in Travel Behavior: Student Hand Tallies

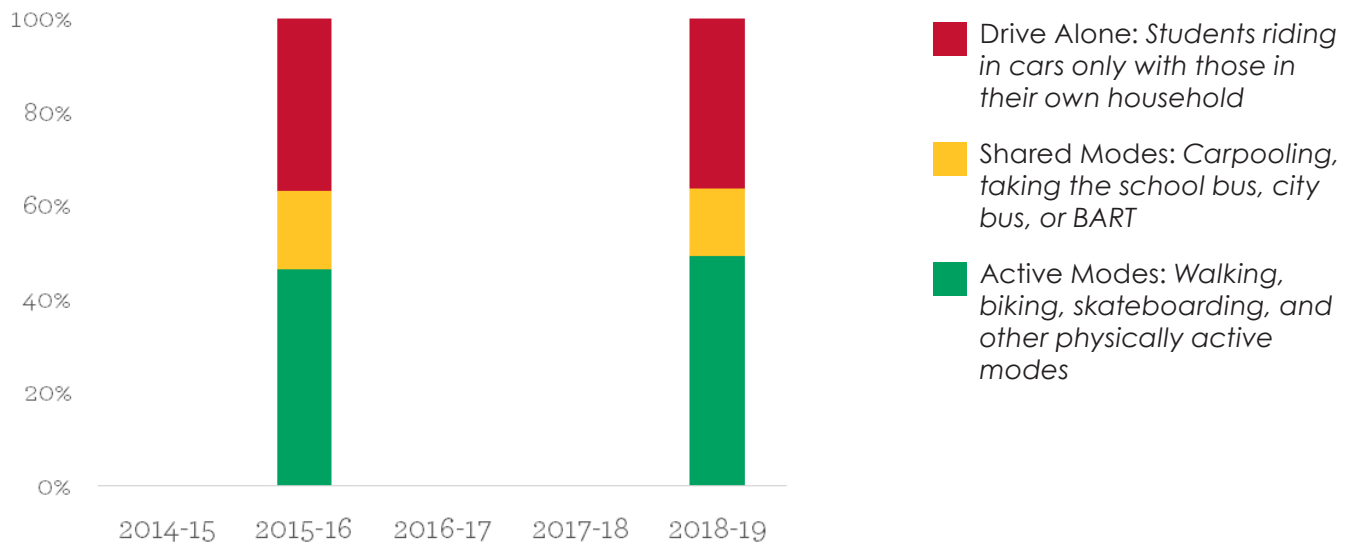


alamedacountysr2s.org info@alamedacountysr2s.org



The Alameda County Safe Routes to Schools Program is a program of the Alameda County Transportation Commission (alamedactc.org) and is funded with Alameda County's local sales tax Measure B, regional, state and federal funds.

Historic Mode Split



Changes in Travel Behavior

From 2015-16 to 2015-16

- 3%** active transportation trips
- 2%** shared trips
- 1%** drive-alone trips

Top Parent/Caregiver Concerns

(2018-19)

- Insufficient data available



[↑ BACK TO TOP](#)

Reach Academy

Oakland Unified School District



School Profile

Type: Elementary

Enrollment: 406

Charter School: No

Enrolled in Access Safe Routes Program: Not Enrolled

Site Assessment Completed: 2012*

School Champions: 1



Demographics

Title One School: Yes

98% of school population identifies as non-white or Hispanic

86% of students qualify for free/reduced-price meals

↑ BACK TO TOP

*To view completed Site Assessments visit
<https://alamedacountysr2s.org/our-program/school-safety-assessments>

Sources

NOTE: Due to the COVID-19 pandemic, the Alameda County SR2S Program was not able to collect student hand tallies for the 2019-2020 school year as planned.

Enrollment: California Department of Education. Enrollment by School 2019-20.

School Champions: SR2S Site Coordinator School Evaluation.

Title One: Reflects program eligibility based on the federal threshold of 40% of students who qualify for the Free and Reduced Lunch Program.

Non-white/Hispanic: California Department of Education. Enrollment by School 2019-20.

Free/Reduced-Price Meals: California Department of Education. Unduplicated Student Poverty-FRPM Data 2019-20.

Historic Mode Split and Changes in Travel Behavior: Student Hand Tallies



alamedacountysr2s.org info@alamedacountysr2s.org

2019-2020 Activities

- International Walk and Roll to School Day
- Golden Sneaker Contest

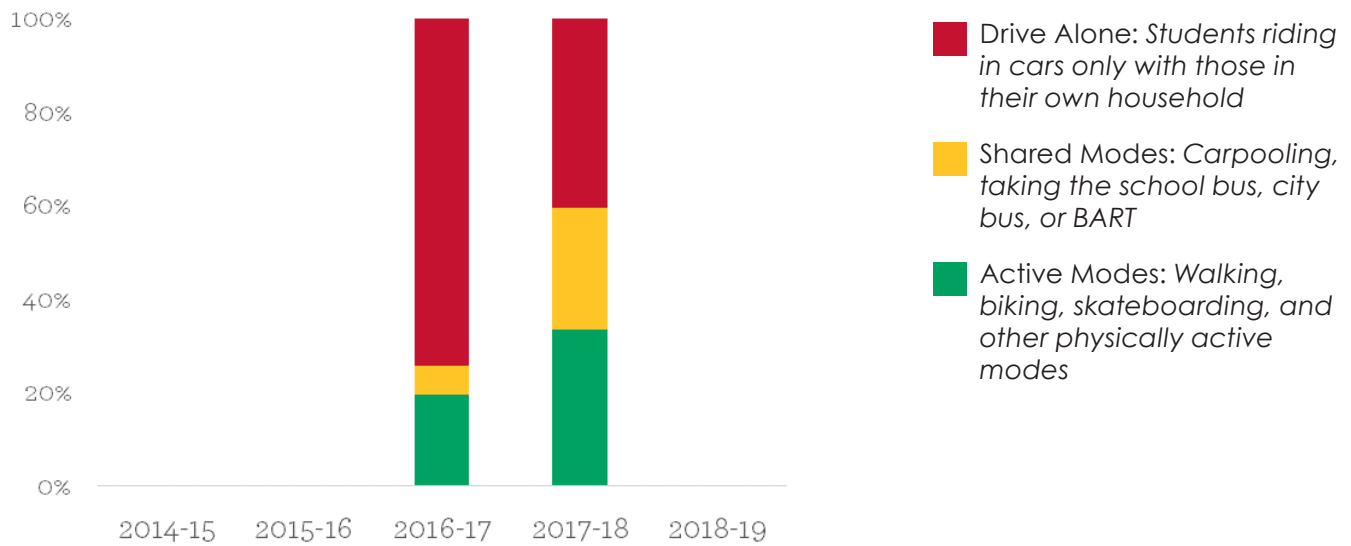
2018-2019 Activities

- Alameda County BikeMobile Visit
- Bike to School Day
- International Walk and Roll to School Day
- Golden Sneaker Contest



The Alameda County Safe Routes to Schools Program is a program of the Alameda County Transportation Commission (alamedactc.org) and is funded with Alameda County's local sales tax Measure B, regional, state and federal funds.

Historic Mode Split



Changes in Travel Behavior

From 2013-14 to 2017-18

- 9% active transportation trips
- 10% shared trips
- 2% drive-alone trips

Top Parent/Caregiver Concerns

(2018-19)

- Insufficient data available



Redwood Heights Elementary

Oakland Unified School District



School Profile

Type: Elementary

Enrollment: 360

Charter School: No

Enrolled in Access Safe Routes Program: Not Enrolled

Site Assessment Completed: 2018*

School Champions: 1



Demographics

Title One School: No

62% of school population identifies as non-white or Hispanic

21% of students qualify for free/reduced-price meals

2019-2020 Activities

- Pedestrian Rodeo
- Walking School Bus
- Alameda County BikeMobile Visit
- International Walk and Roll to School Day
- Golden Sneaker Contest

2018-2019 Activities

- Walking School Bus
- Rock the Block Assembly
- Alameda County BikeMobile Visit
- International Walk and Roll to School Day
- Golden Sneaker Contest

↑ BACK TO TOP

*To view completed Site Assessments visit
<https://alamedacountysr2s.org/our-program/school-safety-assessments>

Sources

NOTE: Due to the COVID-19 pandemic, the Alameda County SR2S Program was not able to collect student hand tallies for the 2019-2020 school year as planned.

Enrollment: California Department of Education. Enrollment by School 2019-20.

School Champions: SR2S Site Coordinator School Evaluation.

Title One: Reflects program eligibility based on the federal threshold of 40% of students who qualify for the Free and Reduced Lunch Program.

Non-white/Hispanic: California Department of Education. Enrollment by School 2019-20.

Free/Reduced-Price Meals: California Department of Education. Unduplicated Student Poverty-FRPM Data 2019-20.

Historic Mode Split and Changes in Travel Behavior: Student Hand Tallies

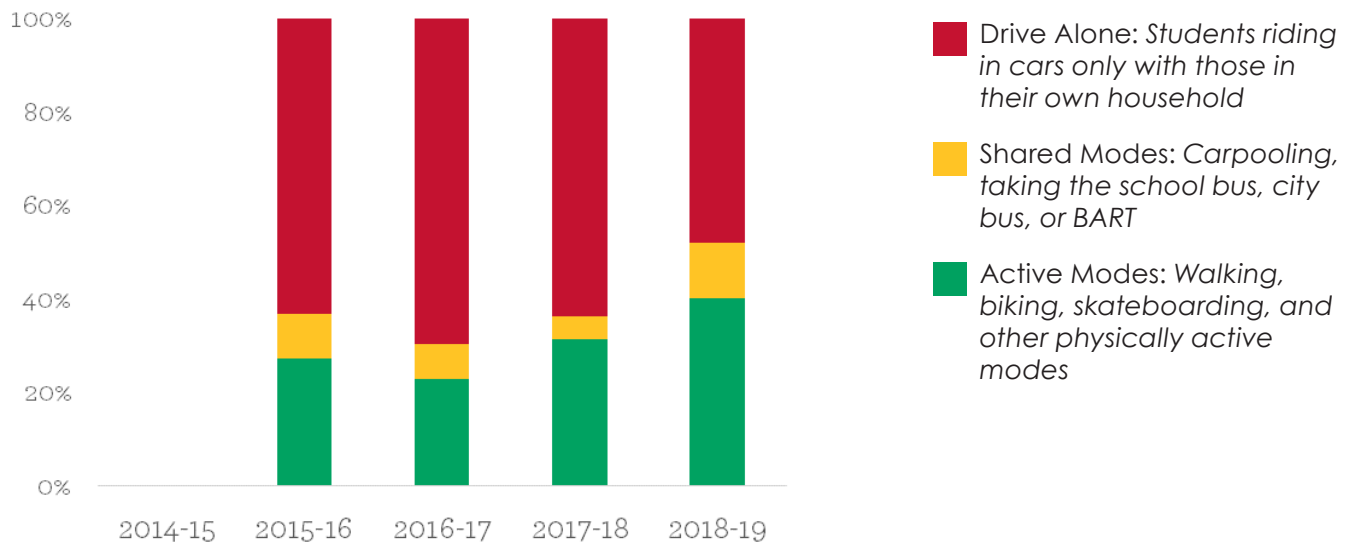


alamedacountysr2s.org info@alamedacountysr2s.org



The Alameda County Safe Routes to Schools Program is a program of the Alameda County Transportation Commission (alamedactc.org) and is funded with Alameda County's local sales tax Measure B, regional, state and federal funds.

Historic Mode Split



Changes in Travel Behavior

From 2013-14 to 2017-18

15% active transportation trips

-2% shared trips

-13% drive-alone trips

Top Parent/Caregiver Concerns

(2018-19)

- Speeding cars
- Takes too long to walk or bike to school
- Driving is more convenient

[↑ BACK TO TOP](#)



Rise Community

Oakland Unified School District



School Profile

Type: Elementary

Enrollment: 227

Charter School: No

Enrolled in Access Safe Routes Program: Not Enrolled

Site Assessment Completed: 2016*

School Champions: 0



Demographics

Title One School: Yes

100% of school population identifies as non-white or Hispanic

91% of students qualify for free/reduced-price meals

↑ BACK TO TOP

*To view completed Site Assessments visit
<https://alamedacountysr2s.org/our-program/school-safety-assessments>

Sources

NOTE: Due to the COVID-19 pandemic, the Alameda County SR2S Program was not able to collect student hand tallies for the 2019-2020 school year as planned.

Enrollment: California Department of Education. Enrollment by School 2019-20.

School Champions: SR2S Site Coordinator School Evaluation.

Title One: Reflects program eligibility based on the federal threshold of 40% of students who qualify for the Free and Reduced Lunch Program.

Non-white/Hispanic: California Department of Education. Enrollment by School 2019-20.

Free/Reduced-Price Meals: California Department of Education. Unduplicated Student Poverty-FRPM Data 2019-20.

Historic Mode Split and Changes in Travel Behavior: Student Hand Tallies



alamedacountysr2s.org info@alamedacountysr2s.org

2019-2020 Activities

- No Reported Activities

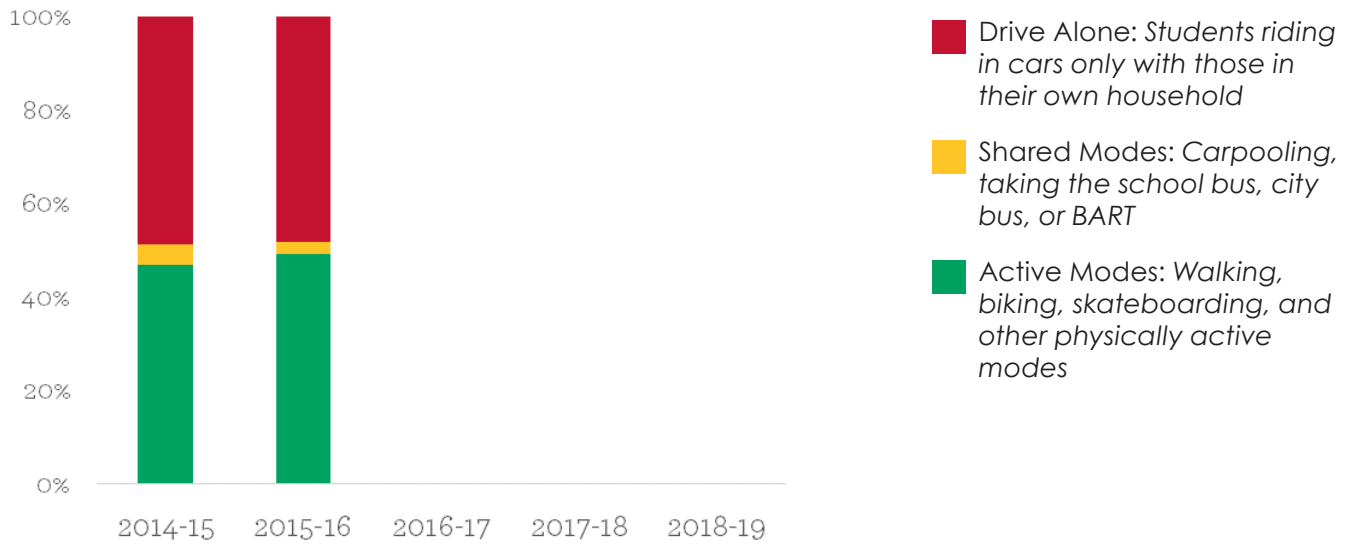
2018-2019 Activities

- No Reported Activities



The Alameda County Safe Routes to Schools Program is a program of the Alameda County Transportation Commission (alamedactc.org) and is funded with Alameda County's local sales tax Measure B, regional, state and federal funds.

Historic Mode Split



Changes in Travel Behavior

From 2013-14 to 2015-16

- 4% active transportation trips
- 7% shared trips
- 11% drive-alone trips

Top Parent/Caregiver Concerns

(2018-19)

- Insufficient data available



Sankofa Academy

Oakland Unified School District



School Profile

Type: Elementary

Enrollment: 132

Charter School: No

Enrolled in Access Safe Routes Program: Not Enrolled

Site Assessment Completed: Not Completed*

School Champions: 0



Demographics

Title One School: Yes

98% of school population identifies as non-white or Hispanic

90% of students qualify for free/reduced-price meals

2019-2020 Activities

- No Reported Activities

2018-2019 Activities

- Pedestrian Rodeo

↑ BACK TO TOP

*To view completed Site Assessments visit

<https://alamedacountysr2s.org/our-program/school-safety-assessments>

Sources

NOTE: Due to the COVID-19 pandemic, the Alameda County SR2S Program was not able to collect student hand tallies for the 2019-2020 school year as planned.

Enrollment: California Department of Education. Enrollment by School 2019-20.

School Champions: SR2S Site Coordinator School Evaluation.

Title One: Reflects program eligibility based on the federal threshold of 40% of students who qualify for the Free and Reduced Lunch Program.

Non-white/Hispanic: California Department of Education. Enrollment by School 2019-20.

Free/Reduced-Price Meals: California Department of Education. Unduplicated Student Poverty-FRPM Data 2019-20.

Historic Mode Split and Changes in Travel Behavior: Student Hand Tallies

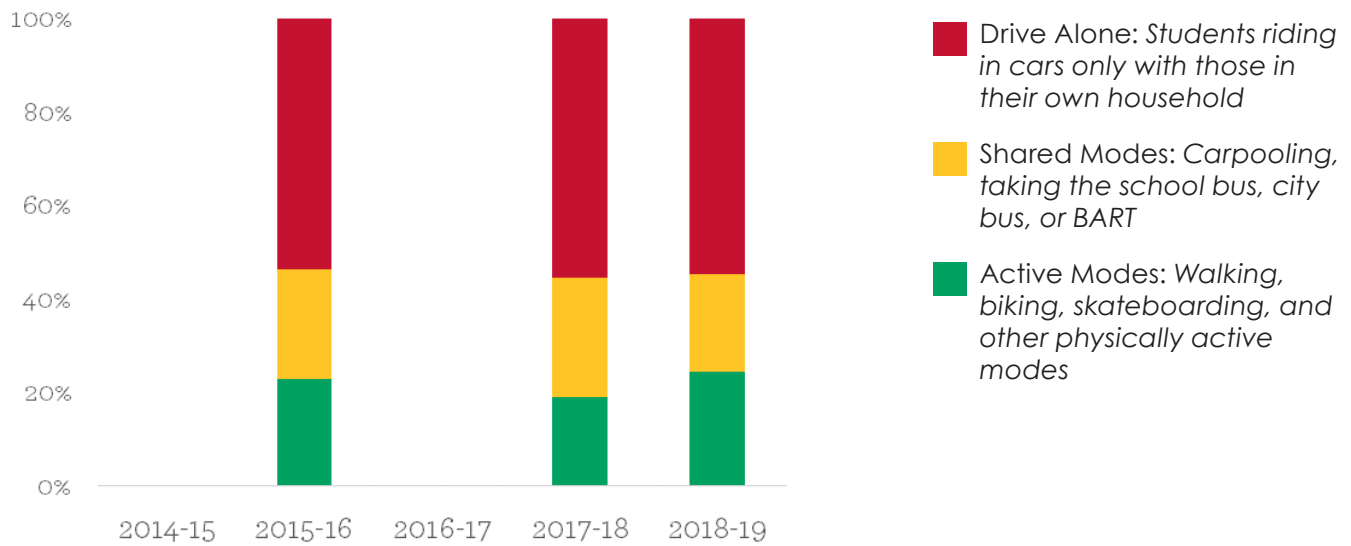


alamedacountysr2s.org info@alamedacountysr2s.org



The Alameda County Safe Routes to Schools Program is a program of the Alameda County Transportation Commission (alamedactc.org) and is funded with Alameda County's local sales tax Measure B, regional, state and federal funds.

Historic Mode Split



Changes in Travel Behavior

From 2015-16 to 2017-18

- 1% active transportation trips
- 2% shared trips
- 1% drive-alone trips

Top Parent/Caregiver Concerns

(2018-19)

- Insufficient data available



Sequoia Elementary

Oakland Unified School District



School Profile

Type: Elementary

Enrollment: 442

Charter School: No

Enrolled in Access Safe Routes Program: Not Enrolled

Site Assessment Completed: 2020*

School Champions: 1



Demographics

Title One School: No

67% of school population identifies as non-white or Hispanic

22% of students qualify for free/reduced-price meals

2019-2020 Activities

- Bicycle Rodeo
- Alameda County BikeMobile Visit
- International Walk and Roll to School Day
- Golden Sneaker Contest

2018-2019 Activities

- Bike Rodeo
- Alameda County BikeMobile Visit
- Bike to School Day
- International Walk and Roll to School Day

↑ BACK TO TOP

*To view completed Site Assessments visit
<https://alamedacountysr2s.org/our-program/school-safety-assessments>

Sources

NOTE: Due to the COVID-19 pandemic, the Alameda County SR2S Program was not able to collect student hand tallies for the 2019-2020 school year as planned.

Enrollment: California Department of Education. Enrollment by School 2019-20.

School Champions: SR2S Site Coordinator School Evaluation.

Title One: Reflects program eligibility based on the federal threshold of 40% of students who qualify for the Free and Reduced Lunch Program.

Non-white/Hispanic: California Department of Education. Enrollment by School 2019-20.

Free/Reduced-Price Meals: California Department of Education. Unduplicated Student Poverty-FRPM Data 2019-20.

Historic Mode Split and Changes in Travel Behavior: Student Hand Tallies

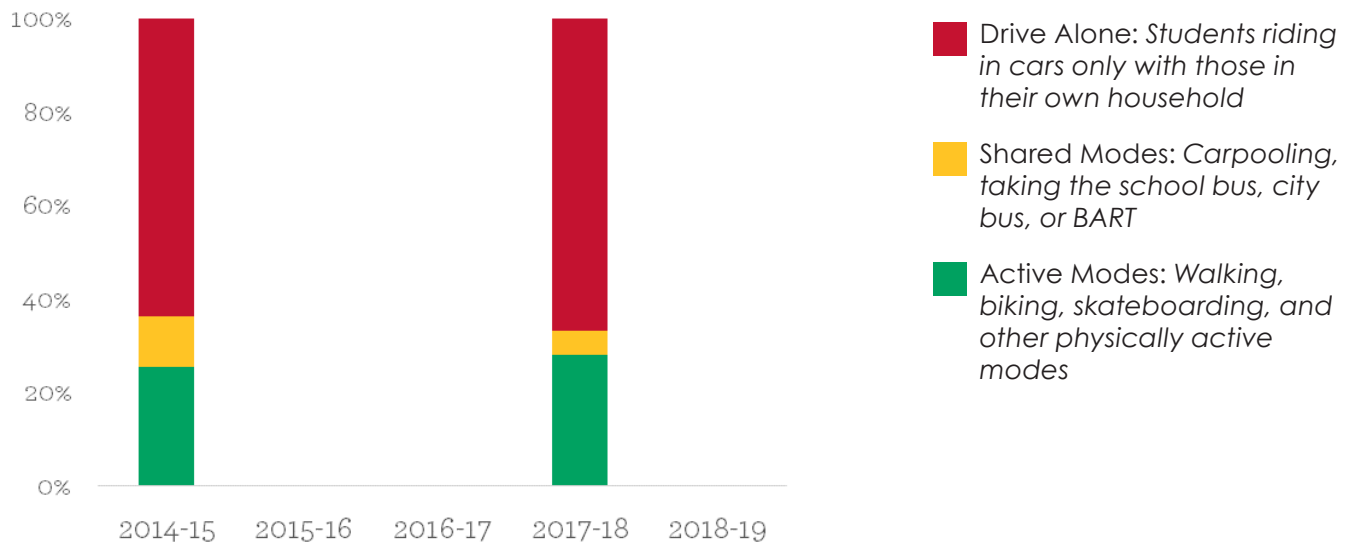


alamedacountysr2s.org info@alamedacountysr2s.org



The Alameda County Safe Routes to Schools Program is a program of the Alameda County Transportation Commission (alamedactc.org) and is funded with Alameda County's local sales tax Measure B, regional, state and federal funds.

Historic Mode Split



Changes in Travel Behavior

From 2013-14 to 2017-18

- 12% active transportation trips
- 3% shared trips
- 15% drive-alone trips

Top Parent/Caregiver Concerns

(2018-19)

- Insufficient data available



Skyline High

Oakland Unified School District



School Profile

Type: High School

Enrollment: 1577

Charter School: No

Enrolled in Access Safe Routes Program: Not Enrolled

Site Assessment Completed: 2019*

School Champions: 1



Demographics

Title One School: Yes

89% of school population identifies as non-white or Hispanic

69% of students qualify for free/reduced-price meals

2019-2020 Activities

- Alameda County BikeMobile Visit
- Cocoa for Carpools
- International Walk and Roll to School Day

2018-2019 Activities

- Bike to School Day

↑ BACK TO TOP

*To view completed Site Assessments visit
<https://alamedacountysr2s.org/our-program/school-safety-assessments>

Sources

NOTE: Due to the COVID-19 pandemic, the Alameda County SR2S Program was not able to collect student hand tallies for the 2019-2020 school year as planned.

Enrollment: California Department of Education. Enrollment by School 2019-20.

School Champions: SR2S Site Coordinator School Evaluation.

Title One: Reflects program eligibility based on the federal threshold of 40% of students who qualify for the Free and Reduced Lunch Program.

Non-white/Hispanic: California Department of Education. Enrollment by School 2019-20.

Free/Reduced-Price Meals: California Department of Education. Unduplicated Student Poverty-FRPM Data 2019-20.

Historic Mode Split and Changes in Travel Behavior: Student Hand Tallies



alamedacountysr2s.org info@alamedacountysr2s.org



The Alameda County Safe Routes to Schools Program is a program of the Alameda County Transportation Commission (alamedactc.org) and is funded with Alameda County's local sales tax Measure B, regional, state and federal funds.

Historic Mode Split



- Drive Alone: Students riding in cars only with those in their own household
- Shared Modes: Carpooling, taking the school bus, city bus, or BART
- Active Modes: Walking, biking, skateboarding, and other physically active modes

Changes in Travel Behavior

From N/A to N/A

N/A active transportation trips

N/A shared trips

N/A drive-alone trips

Top Parent/Caregiver Concerns

(2018-19)

- Insufficient data available

[↑ BACK TO TOP](#)



Street Academy (Alternative)

Oakland Unified School District



School Profile

Type: High School

Enrollment: 97

Charter School: No

Enrolled in Access Safe Routes Program: Yes

Site Assessment Completed: Not Completed*

School Champions: 0



Demographics

Title One School: Yes

97% of school population identifies as non-white or Hispanic

84% of students qualify for free/reduced-price meals

2019-2020 Activities

- No Reported Activities

2018-2019 Activities

- Not Enrolled in 2018-2019 School Year

↑ BACK TO TOP

*To view completed Site Assessments visit
<https://alamedacountysr2s.org/our-program/school-safety-assessments>

Sources

NOTE: Due to the COVID-19 pandemic, the Alameda County SR2S Program was not able to collect student hand tallies for the 2019-2020 school year as planned.

Enrollment: California Department of Education. Enrollment by School 2019-20.

School Champions: SR2S Site Coordinator School Evaluation.

Title One: Reflects program eligibility based on the federal threshold of 40% of students who qualify for the Free and Reduced Lunch Program.

Non-white/Hispanic: California Department of Education. Enrollment by School 2019-20.

Free/Reduced-Price Meals: California Department of Education. Unduplicated Student Poverty-FRPM Data 2019-20.

Historic Mode Split and Changes in Travel Behavior: Student Hand Tallies



Historic Mode Split



- Drive Alone: Students riding in cars only with those in their own household
- Shared Modes: Carpooling, taking the school bus, city bus, or BART
- Active Modes: Walking, biking, skateboarding, and other physically active modes

Changes in Travel Behavior

From N/A to N/A

N/A active transportation trips

N/A shared trips

N/A drive-alone trips

Top Parent/Caregiver Concerns

(2018-19)

- Insufficient data available



Think College Now

Oakland Unified School District



School Profile

Type: Elementary

Enrollment: 294

Charter School: No

Enrolled in Access Safe Routes Program: Not Enrolled

Site Assessment Completed: 2008*

School Champions: 1



Demographics

Title One School: Yes

98% of school population identifies as non-white or Hispanic

87% of students qualify for free/reduced-price meals

2019-2020 Activities

- Alameda County BikeMobile Visit
- International Walk and Roll to School Day
- Golden Sneaker Contest

2018-2019 Activities

- Rock the Block Assembly
- Alameda County BikeMobile Visit
- Bike to School Day
- International Walk and Roll to School Day
- Golden Sneaker Contest

↑ BACK TO TOP

*To view completed Site Assessments visit
<https://alamedacountysr2s.org/our-program/school-safety-assessments>

Sources

NOTE: Due to the COVID-19 pandemic, the Alameda County SR2S Program was not able to collect student hand tallies for the 2019-2020 school year as planned.

Enrollment: California Department of Education. Enrollment by School 2019-20.

School Champions: SR2S Site Coordinator School Evaluation.

Title One: Reflects program eligibility based on the federal threshold of 40% of students who qualify for the Free and Reduced Lunch Program.

Non-white/Hispanic: California Department of Education. Enrollment by School 2019-20.

Free/Reduced-Price Meals: California Department of Education. Unduplicated Student Poverty-FRPM Data 2019-20.

Historic Mode Split and Changes in Travel Behavior: Student Hand Tallies

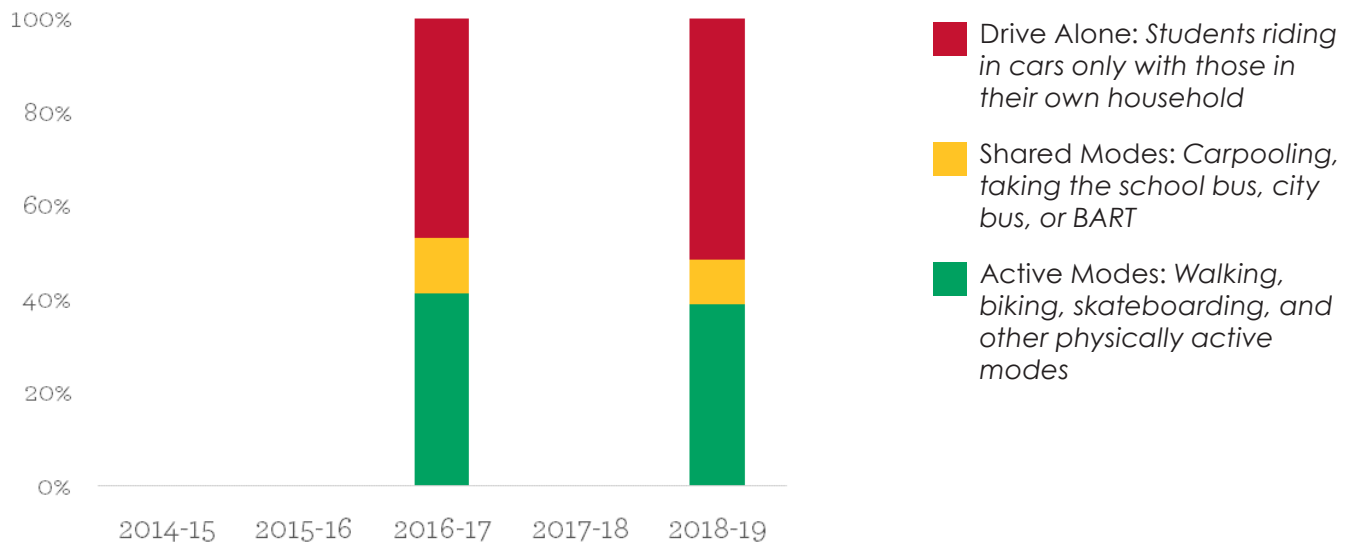


alamedacountysr2s.org info@alamedacountysr2s.org



The Alameda County Safe Routes to Schools Program is a program of the Alameda County Transportation Commission (alamedactc.org) and is funded with Alameda County's local sales tax Measure B, regional, state and federal funds.

Historic Mode Split



Changes in Travel Behavior

From 2016-17 to 2016-17

#N/A active transportation trips

#N/A shared trips

#N/A drive-alone trips

Top Parent/Caregiver Concerns

(2018-19)

- Insufficient data available



United for Success Academy

Oakland Unified School District



School Profile

Type: Intermediate/Middle/Junior High

Enrollment: 375

Charter School: No

Enrolled in Access Safe Routes Program: Not Enrolled

Site Assessment Completed: 2016*

School Champions: 0



Demographics

Title One School: Yes

99% of school population identifies as non-white or Hispanic

93% of students qualify for free/reduced-price meals

2019-2020 Activities

- Alameda County BikeMobile Visit

2018-2019 Activities

- Drive Your Bike
- Alameda County BikeMobile Visit
- Cocoa for Carpools
- International Walk and Roll to School Day
- Ongoing Walk and Roll Events

↑ BACK TO TOP

*To view completed Site Assessments visit
<https://alamedacountysr2s.org/our-program/school-safety-assessments>

Sources

NOTE: Due to the COVID-19 pandemic, the Alameda County SR2S Program was not able to collect student hand tallies for the 2019-2020 school year as planned.

Enrollment: California Department of Education. Enrollment by School 2019-20.

School Champions: SR2S Site Coordinator School Evaluation.

Title One: Reflects program eligibility based on the federal threshold of 40% of students who qualify for the Free and Reduced Lunch Program.

Non-white/Hispanic: California Department of Education. Enrollment by School 2019-20.

Free/Reduced-Price Meals: California Department of Education. Unduplicated Student Poverty-FRPM Data 2019-20.

Historic Mode Split and Changes in Travel Behavior: Student Hand Tallies

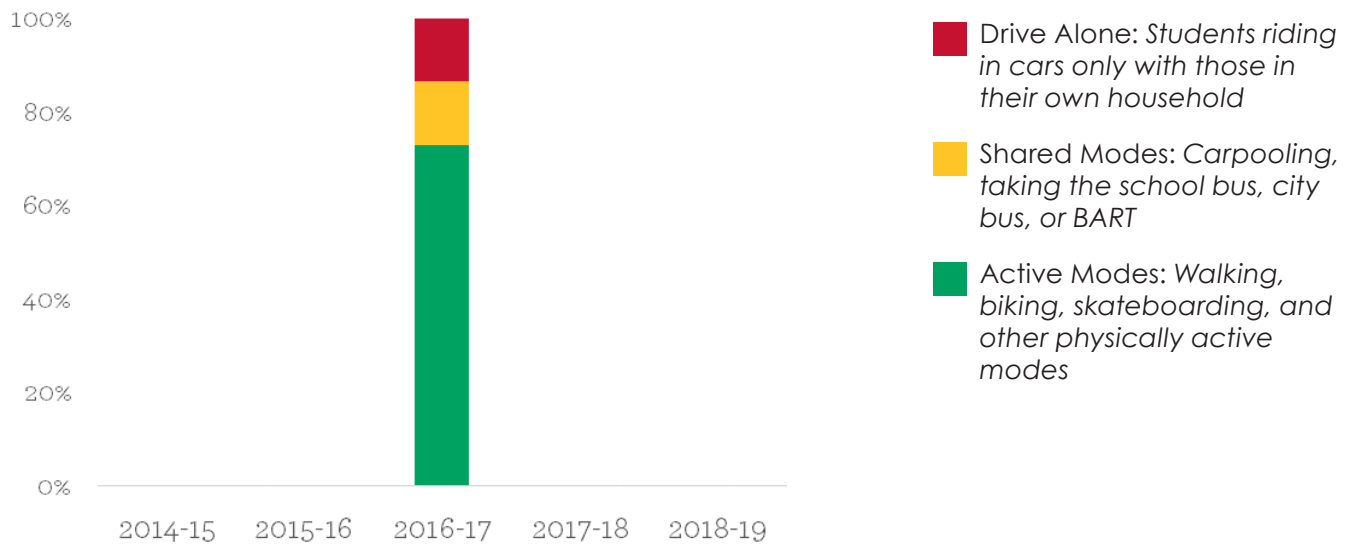


alamedacountysr2s.org info@alamedacountysr2s.org



The Alameda County Safe Routes to Schools Program is a program of the Alameda County Transportation Commission (alamedactc.org) and is funded with Alameda County's local sales tax Measure B, regional, state and federal funds.

Historic Mode Split



Changes in Travel Behavior

From 2016-17 to 2016-17

N/A active transportation trips

N/A shared trips

N/A drive-alone trips

Top Parent/Caregiver Concerns

(2018-19)

- Insufficient data available



West Oakland Middle

Oakland Unified School District



School Profile

Type: Intermediate/Middle/Junior High

Enrollment: 198

Charter School: No

Enrolled in Access Safe Routes Program: Not Enrolled

Site Assessment Completed: Not Completed*

School Champions: 1

Participating in Free + Universal Transit Pass Program

77% of eligible students received Clipper Cards



Demographics

Title One School: Yes

88% of school population identifies as non-white or Hispanic

92% of students qualify for free/reduced-price meals

2019-2020 Activities

- No Reported Activities

2018-2019 Activities

- Not Enrolled in 2018-2019 School Year

↑ BACK TO TOP

*To view completed Site Assessments visit
<https://alamedacountysr2s.org/our-program/school-safety-assessments>

Sources

NOTE: Due to the COVID-19 pandemic, the Alameda County SR2S Program was not able to collect student hand tallies for the 2019-2020 school year as planned.

Enrollment: California Department of Education. Enrollment by School 2019-20.

School Champions: SR2S Site Coordinator School Evaluation.

Title One: Reflects program eligibility based on the federal threshold of 40% of students who qualify for the Free and Reduced Lunch Program.

Non-white/Hispanic: California Department of Education. Enrollment by School 2019-20.

Free/Reduced-Price Meals: California Department of Education. Unduplicated Student Poverty-FRPM Data 2019-20.

Historic Mode Split and Changes in Travel Behavior: Student Hand Tallies



alamedacountysr2s.org info@alamedacountysr2s.org



The Alameda County Safe Routes to Schools Program is a program of the Alameda County Transportation Commission (alamedactc.org) and is funded with Alameda County's local sales tax Measure B, regional, state and federal funds.

Historic Mode Split



- Drive Alone: Students riding in cars only with those in their own household
- Shared Modes: Carpooling, taking the school bus, city bus, or BART
- Active Modes: Walking, biking, skateboarding, and other physically active modes

Changes in Travel Behavior

From N/A to N/A

N/A active transportation trips

N/A shared trips

N/A drive-alone trips

Top Parent/Caregiver Concerns

(2018-19)

- Insufficient data available



Westlake Middle

Oakland Unified School District



School Profile

Type: Intermediate/Middle/Junior High

Enrollment: 312

Charter School: No

Enrolled in Access Safe Routes Program: Not Enrolled

Site Assessment Completed: 2018*

School Champions: 1

Participating in Free + Universal Transit Pass Program

100% of eligible students received Clipper Cards



Demographics

Title One School: Yes

96% of school population identifies as non-white or Hispanic

87% of students qualify for free/reduced-price meals

2019-2020 Activities

- International Walk and Roll to School Day
- Golden Sneaker Contest

2018-2019 Activities

- No Reported Activities

↑ BACK TO TOP

*To view completed Site Assessments visit
<https://alamedacountysr2s.org/our-program/school-safety-assessments>

Sources

NOTE: Due to the COVID-19 pandemic, the Alameda County SR2S Program was not able to collect student hand tallies for the 2019-2020 school year as planned.

Enrollment: California Department of Education. Enrollment by School 2019-20.

School Champions: SR2S Site Coordinator School Evaluation.

Title One: Reflects program eligibility based on the federal threshold of 40% of students who qualify for the Free and Reduced Lunch Program.

Non-white/Hispanic: California Department of Education. Enrollment by School 2019-20.

Free/Reduced-Price Meals: California Department of Education. Unduplicated Student Poverty-FRPM Data 2019-20.

Historic Mode Split and Changes in Travel Behavior: Student Hand Tallies

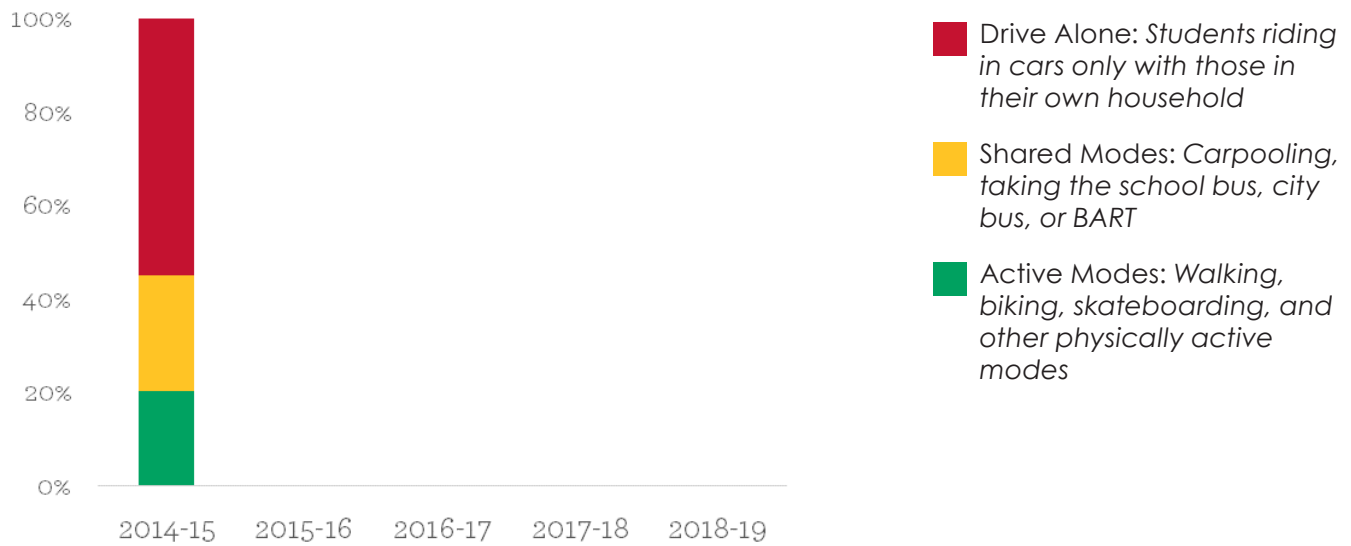


alamedacountysr2s.org info@alamedacountysr2s.org



The Alameda County Safe Routes to Schools Program is a program of the Alameda County Transportation Commission (alamedactc.org) and is funded with Alameda County's local sales tax Measure B, regional, state and federal funds.

Historic Mode Split



Changes in Travel Behavior

From 2013-14 to 2014-15

- 3% active transportation trips
- 0% shared trips
- 3% drive-alone trips

Top Parent/Caregiver Concerns

(2018-19)

- Insufficient data available



Piedmont City Unified School District

[↑ BACK TO TOP](#)



alamedacountysr2s.org info@alamedacountysr2s.org

The Alameda County Safe Routes to Schools Program is a program of the Alameda County Transportation Commission (alamedactc.org) and is funded with Alameda County's local sales tax Measure B, regional, state and federal funds.

Havens Elementary

Piedmont City Unified School District



School Profile

Type: Elementary

Enrollment: 466

Charter School: No

Enrolled in Access Safe Routes Program: Not Enrolled

Site Assessment Completed: Not Completed*

School Champions: 1



Demographics

Title One School: No

47% of school population identifies as non-white or Hispanic

1% of students qualify for free/reduced-price meals

2019-2020 Activities

- No Reported Activities

2018-2019 Activities

- No Reported Activities

↑ BACK TO TOP

*To view completed Site Assessments visit
<https://alamedacountysr2s.org/our-program/school-safety-assessments>

Sources

NOTE: Due to the COVID-19 pandemic, the Alameda County SR2S Program was not able to collect student hand tallies for the 2019-2020 school year as planned.

Enrollment: California Department of Education. Enrollment by School 2019-20.

School Champions: SR2S Site Coordinator School Evaluation.

Title One: Reflects program eligibility based on the federal threshold of 40% of students who qualify for the Free and Reduced Lunch Program.

Non-white/Hispanic: California Department of Education. Enrollment by School 2019-20.

Free/Reduced-Price Meals: California Department of Education. Unduplicated Student Poverty-FRPM Data 2019-20.

Historic Mode Split and Changes in Travel Behavior: Student Hand Tallies

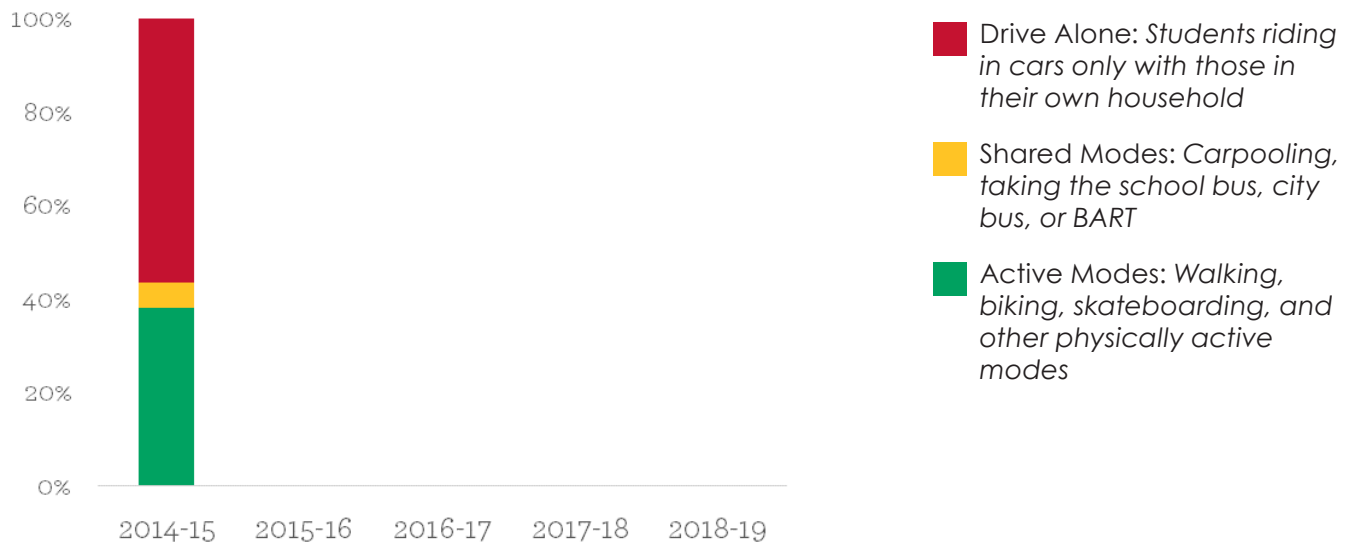


alamedacountysr2s.org info@alamedacountysr2s.org

The Alameda County Safe Routes to Schools Program is a program of the Alameda County Transportation Commission (alamedactc.org) and is funded with Alameda County's local sales tax Measure B, regional, state and federal funds.



Historic Mode Split



Changes in Travel Behavior

From 2014-15 to 2014-15

N/A active transportation trips

N/A shared trips

N/A drive-alone trips

Top Parent/Caregiver Concerns

(2018-19)

- Insufficient data available



Piedmont Middle

Piedmont City Unified School District



School Profile

Type: Intermediate/Middle/Junior High

Enrollment: 649

Charter School: No

Enrolled in Access Safe Routes Program: Not Enrolled

Site Assessment Completed: Not Completed*

School Champions: 1



Demographics

Title One School: No

41% of school population identifies as non-white or Hispanic

1% of students qualify for free/reduced-price meals

2019-2020 Activities

- No Reported Activities

2018-2019 Activities

- No Reported Activities

↑ BACK TO TOP

*To view completed Site Assessments visit
<https://alamedacountysr2s.org/our-program/school-safety-assessments>

Sources

NOTE: Due to the COVID-19 pandemic, the Alameda County SR2S Program was not able to collect student hand tallies for the 2019-2020 school year as planned.

Enrollment: California Department of Education. Enrollment by School 2019-20.

School Champions: SR2S Site Coordinator School Evaluation.

Title One: Reflects program eligibility based on the federal threshold of 40% of students who qualify for the Free and Reduced Lunch Program.

Non-white/Hispanic: California Department of Education. Enrollment by School 2019-20.

Free/Reduced-Price Meals: California Department of Education. Unduplicated Student Poverty-FRPM Data 2019-20.

Historic Mode Split and Changes in Travel Behavior: Student Hand Tallies

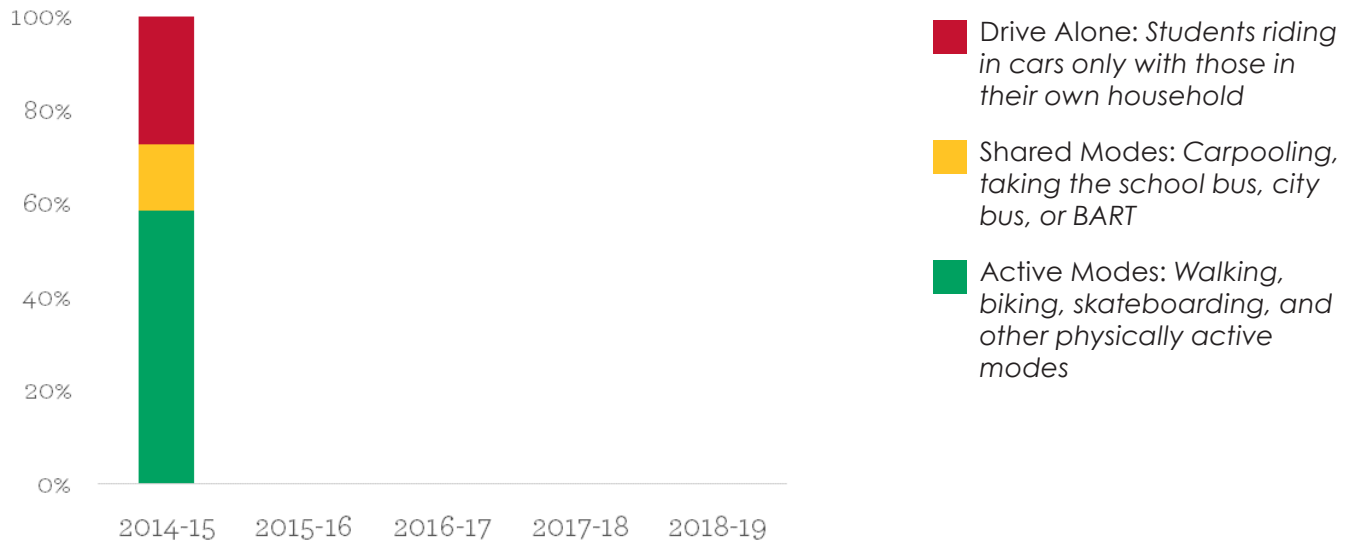


alamedacountysr2s.org info@alamedacountysr2s.org



The Alameda County Safe Routes to Schools Program is a program of the Alameda County Transportation Commission (alamedactc.org) and is funded with Alameda County's local sales tax Measure B, regional, state and federal funds.

Historic Mode Split



Changes in Travel Behavior

From 2014-15 to 2014-15

N/A active transportation trips

N/A shared trips

N/A drive-alone trips

Top Parent/Caregiver Concerns

(2018-19)

- Insufficient data available



Pleasanton Unified School District

↑ [BACK TO TOP](#)



alamedacountysr2s.org info@alamedacountysr2s.org

The Alameda County Safe Routes to Schools Program is a program of the Alameda County Transportation Commission (alamedactc.org) and is funded with Alameda County's local sales tax Measure B, regional, state and federal funds.

Alisal Elementary

Pleasanton Unified School District



School Profile

Type: Elementary

Enrollment: 631

Charter School: No

Enrolled in Access Safe Routes Program: Not Enrolled

Site Assessment Completed: 2017*

School Champions: 2



Demographics

Title One School: No

63% of school population identifies as non-white or Hispanic

10% of students qualify for free/reduced-price meals

2019-2020 Activities

- International Walk and Roll to School Day

2018-2019 Activities

- Alameda County BikeMobile Visit
- Bike to School Day
- International Walk and Roll to School Day

↑ BACK TO TOP

*To view completed Site Assessments visit
<https://alamedacountysr2s.org/our-program/school-safety-assessments>

Sources

NOTE: Due to the COVID-19 pandemic, the Alameda County SR2S Program was not able to collect student hand tallies for the 2019-2020 school year as planned.

Enrollment: California Department of Education. Enrollment by School 2019-20.

School Champions: SR2S Site Coordinator School Evaluation.

Title One: Reflects program eligibility based on the federal threshold of 40% of students who qualify for the Free and Reduced Lunch Program.

Non-white/Hispanic: California Department of Education. Enrollment by School 2019-20.

Free/Reduced-Price Meals: California Department of Education. Unduplicated Student Poverty-FRPM Data 2019-20.

Historic Mode Split and Changes in Travel Behavior: Student Hand Tallies

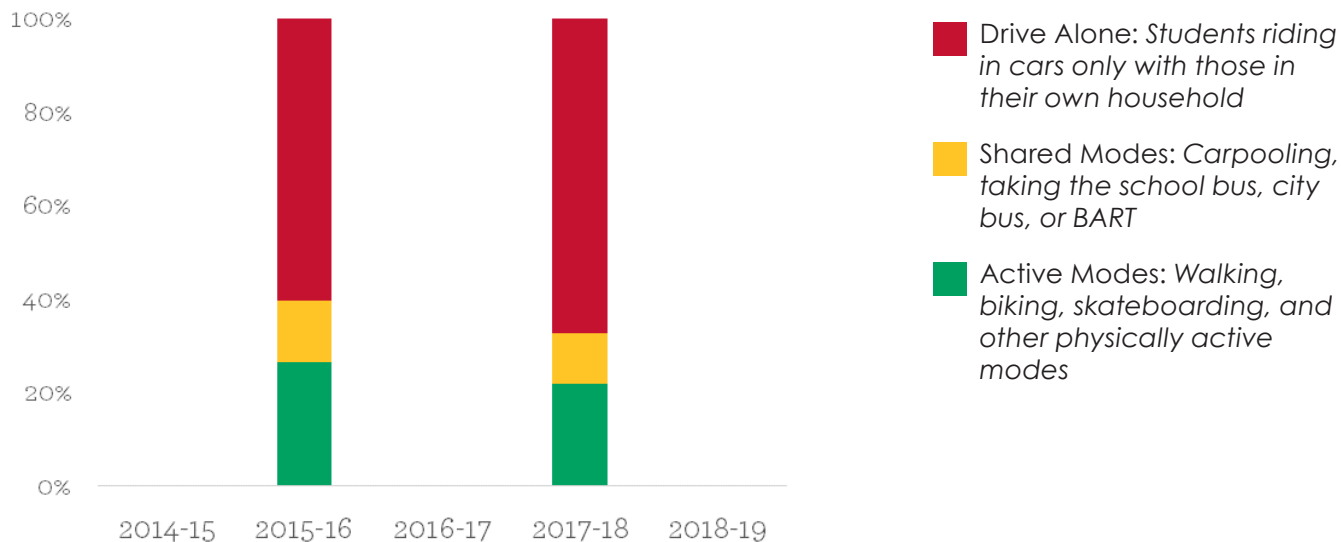


alamedacountysr2s.org info@alamedacountysr2s.org



The Alameda County Safe Routes to Schools Program is a program of the Alameda County Transportation Commission (alamedactc.org) and is funded with Alameda County's local sales tax Measure B, regional, state and federal funds.

Historic Mode Split



Changes in Travel Behavior

From 2015-16 to 2017-18

-5% active transportation trips

-2% shared trips

7% drive-alone trips

Top Parent/Caregiver Concerns

(2018-19)

- Insufficient data available



Amador Valley High

Pleasanton Unified School District



School Profile

Type: High School

Enrollment: 2734

Charter School: No

Enrolled in Access Safe Routes Program: Not Enrolled

Site Assessment Completed: 2020*

School Champions: 1

Participating in Free + Universal Transit Pass Program

14% of eligible students received Clipper Cards



Demographics

Title One School: No

58% of school population identifies as non-white or Hispanic

6% of students qualify for free/reduced-price meals

2019-2020 Activities

- Alameda County BikeMobile Visit
- International Walk and Roll to School Day

2018-2019 Activities

- Alameda County BikeMobile Visit
- Bike to School Day
- International Walk and Roll to School Day

↑ BACK TO TOP

*To view completed Site Assessments visit
<https://alamedacountysr2s.org/our-program/school-safety-assessments>

Sources

NOTE: Due to the COVID-19 pandemic, the Alameda County SR2S Program was not able to collect student hand tallies for the 2019-2020 school year as planned.

Enrollment: California Department of Education. Enrollment by School 2019-20.

School Champions: SR2S Site Coordinator School Evaluation.

Title One: Reflects program eligibility based on the federal threshold of 40% of students who qualify for the Free and Reduced Lunch Program.

Non-white/Hispanic: California Department of Education. Enrollment by School 2019-20.

Free/Reduced-Price Meals: California Department of Education. Unduplicated Student Poverty-FRPM Data 2019-20.

Historic Mode Split and Changes in Travel Behavior: Student Hand Tallies



alamedacountysr2s.org info@alamedacountysr2s.org



The Alameda County Safe Routes to Schools Program is a program of the Alameda County Transportation Commission (alamedactc.org) and is funded with Alameda County's local sales tax Measure B, regional, state and federal funds.

Historic Mode Split



- Drive Alone: Students riding in cars only with those in their own household
- Shared Modes: Carpooling, taking the school bus, city bus, or BART
- Active Modes: Walking, biking, skateboarding, and other physically active modes

Changes in Travel Behavior

From N/A to N/A

N/A active transportation trips

N/A shared trips

N/A drive-alone trips

Top Parent/Caregiver Concerns

(2018-19)

- Insufficient data available

[↑ BACK TO TOP](#)



Donlon Elementary

Pleasanton Unified School District



School Profile

Type: Elementary

Enrollment: 755

Charter School: No

Enrolled in Access Safe Routes Program: Yes

Site Assessment Completed: Not Completed*

School Champions: 1



Demographics

Title One School: No

76% of school population identifies as non-white or Hispanic

5% of students qualify for free/reduced-price meals

↑ BACK TO TOP

*To view completed Site Assessments visit
<https://alamedacountysr2s.org/our-program/school-safety-assessments>

Sources

NOTE: Due to the COVID-19 pandemic, the Alameda County SR2S Program was not able to collect student hand tallies for the 2019-2020 school year as planned.

Enrollment: California Department of Education. Enrollment by School 2019-20.

School Champions: SR2S Site Coordinator School Evaluation.

Title One: Reflects program eligibility based on the federal threshold of 40% of students who qualify for the Free and Reduced Lunch Program.

Non-white/Hispanic: California Department of Education. Enrollment by School 2019-20.

Free/Reduced-Price Meals: California Department of Education. Unduplicated Student Poverty-FRPM Data 2019-20.

Historic Mode Split and Changes in Travel Behavior: Student Hand Tallies



alamedacountysr2s.org info@alamedacountysr2s.org

2019-2020 Activities

- Bicycle Rodeo
- Alameda County BikeMobile Visit
- International Walk and Roll to School Day
- Ongoing Walk and Roll Events

2018-2019 Activities

- Alameda County BikeMobile Visit
- Bike to School Day
- International Walk and Roll to School Day



The Alameda County Safe Routes to Schools Program is a program of the Alameda County Transportation Commission (alamedactc.org) and is funded with Alameda County's local sales tax Measure B, regional, state and federal funds.

Historic Mode Split



- Drive Alone: Students riding in cars only with those in their own household
- Shared Modes: Carpooling, taking the school bus, city bus, or BART
- Active Modes: Walking, biking, skateboarding, and other physically active modes

Changes in Travel Behavior

From N/A to N/A

N/A active transportation trips

N/A shared trips

N/A drive-alone trips

Top Parent/Caregiver Concerns

(2018-19)

- Insufficient data available

[↑ BACK TO TOP](#)



Fairlands Elementary

Pleasanton Unified School District



School Profile

Type: Elementary

Enrollment: 753

Charter School: No

Enrolled in Access Safe Routes Program: Not Enrolled

Site Assessment Completed: 2017*

School Champions: 0



Demographics

Title One School: No

82% of school population identifies as non-white or Hispanic

5% of students qualify for free/reduced-price meals

2019-2020 Activities

- No Reported Activities

2018-2019 Activities

- Pedestrian Rodeo
- Rock the Block Assembly
- Alameda County BikeMobile Visit
- International Walk and Roll to School Day
- Golden Sneaker Contest

↑ BACK TO TOP

*To view completed Site Assessments visit
<https://alamedacountysr2s.org/our-program/school-safety-assessments>

Sources

NOTE: Due to the COVID-19 pandemic, the Alameda County SR2S Program was not able to collect student hand tallies for the 2019-2020 school year as planned.

Enrollment: California Department of Education. Enrollment by School 2019-20.

School Champions: SR2S Site Coordinator School Evaluation.

Title One: Reflects program eligibility based on the federal threshold of 40% of students who qualify for the Free and Reduced Lunch Program.

Non-white/Hispanic: California Department of Education. Enrollment by School 2019-20.

Free/Reduced-Price Meals: California Department of Education. Unduplicated Student Poverty-FRPM Data 2019-20.

Historic Mode Split and Changes in Travel Behavior: Student Hand Tallies

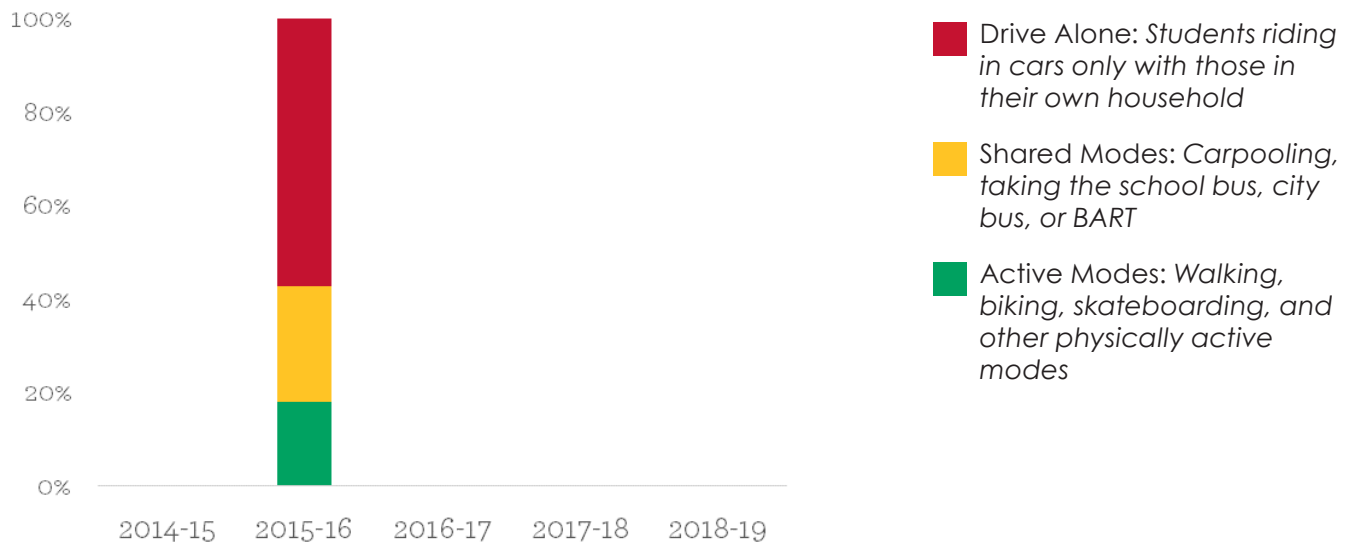


alamedacountysr2s.org info@alamedacountysr2s.org



The Alameda County Safe Routes to Schools Program is a program of the Alameda County Transportation Commission (alamedactc.org) and is funded with Alameda County's local sales tax Measure B, regional, state and federal funds.

Historic Mode Split



Changes in Travel Behavior

From 2015-16 to 2015-16

N/A active transportation trips

N/A shared trips

N/A drive-alone trips

Top Parent/Caregiver Concerns

(2018-19)

- Insufficient data available



Foothill High

Pleasanton Unified School District



School Profile

Type: High School

Enrollment: 2217

Charter School: No

Enrolled in Access Safe Routes Program: Not Enrolled

Site Assessment Completed: 2013*

School Champions: 1

Participating in Free + Universal Transit Pass Program

16% of eligible students received Clipper Cards



Demographics

Title One School: No

62% of school population identifies as non-white or Hispanic

9% of students qualify for free/reduced-price meals

2019-2020 Activities

- No Reported Activities

2018-2019 Activities

- Bike to School Day

↑ BACK TO TOP

*To view completed Site Assessments visit
<https://alamedacountysr2s.org/our-program/school-safety-assessments>

Sources

NOTE: Due to the COVID-19 pandemic, the Alameda County SR2S Program was not able to collect student hand tallies for the 2019-2020 school year as planned.

Enrollment: California Department of Education. Enrollment by School 2019-20.

School Champions: SR2S Site Coordinator School Evaluation.

Title One: Reflects program eligibility based on the federal threshold of 40% of students who qualify for the Free and Reduced Lunch Program.

Non-white/Hispanic: California Department of Education. Enrollment by School 2019-20.

Free/Reduced-Price Meals: California Department of Education. Unduplicated Student Poverty-FRPM Data 2019-20.

Historic Mode Split and Changes in Travel Behavior: Student Hand Tallies

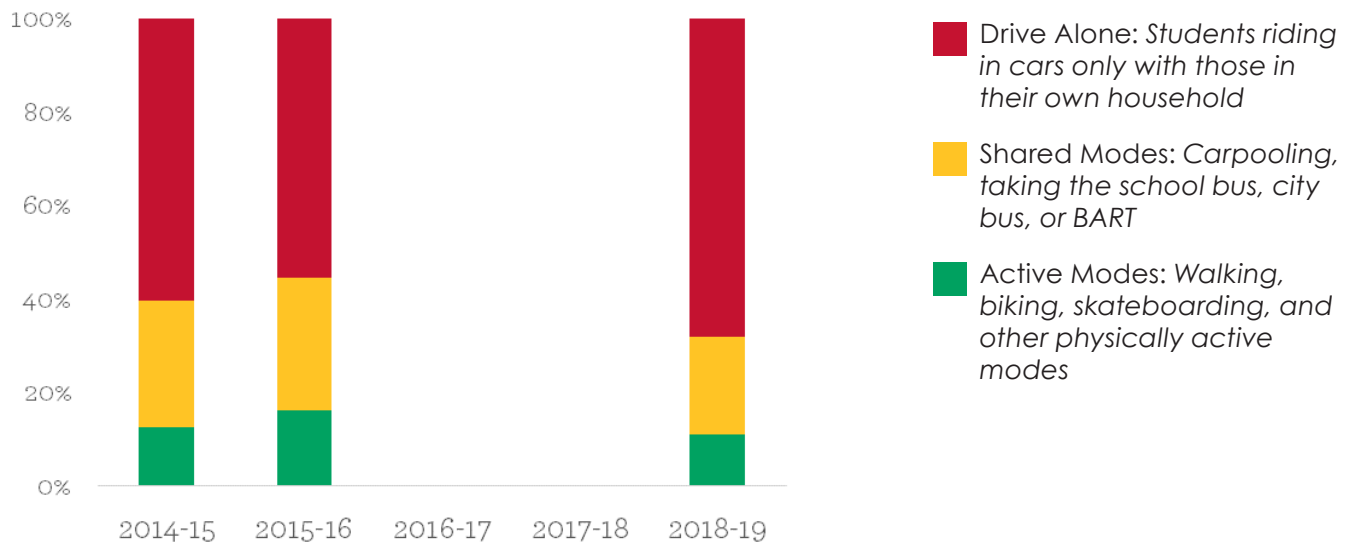


alamedacountysr2s.org info@alamedacountysr2s.org



The Alameda County Safe Routes to Schools Program is a program of the Alameda County Transportation Commission (alamedactc.org) and is funded with Alameda County's local sales tax Measure B, regional, state and federal funds.

Historic Mode Split



Changes in Travel Behavior

From 2013-14 to 2015-16

- 1% active transportation trips
- 0% shared trips
- 1% drive-alone trips

Top Parent/Caregiver Concerns

(2018-19)

- Insufficient data available



Harvest Park Middle

Pleasanton Unified School District



School Profile

Type: Intermediate/Middle/Junior High

Enrollment: 1212

Charter School: No

Enrolled in Access Safe Routes Program: Not Enrolled

Site Assessment Completed: 2016*

School Champions: 1

Participating in Free + Universal Transit Pass Program

7% of eligible students received Clipper Cards



Demographics

Title One School: No

64% of school population identifies as non-white or Hispanic

5% of students qualify for free/reduced-price meals

↑ BACK TO TOP

*To view completed Site Assessments visit
<https://alamedacountysr2s.org/our-program/school-safety-assessments>

Sources

NOTE: Due to the COVID-19 pandemic, the Alameda County SR2S Program was not able to collect student hand tallies for the 2019-2020 school year as planned.

Enrollment: California Department of Education. Enrollment by School 2019-20.

School Champions: SR2S Site Coordinator School Evaluation.

Title One: Reflects program eligibility based on the federal threshold of 40% of students who qualify for the Free and Reduced Lunch Program.

Non-white/Hispanic: California Department of Education. Enrollment by School 2019-20.

Free/Reduced-Price Meals: California Department of Education. Unduplicated Student Poverty-FRPM Data 2019-20.

Historic Mode Split and Changes in Travel Behavior: Student Hand Tallies



alamedacountysr2s.org info@alamedacountysr2s.org

2019-2020 Activities

- International Walk and Roll to School Day

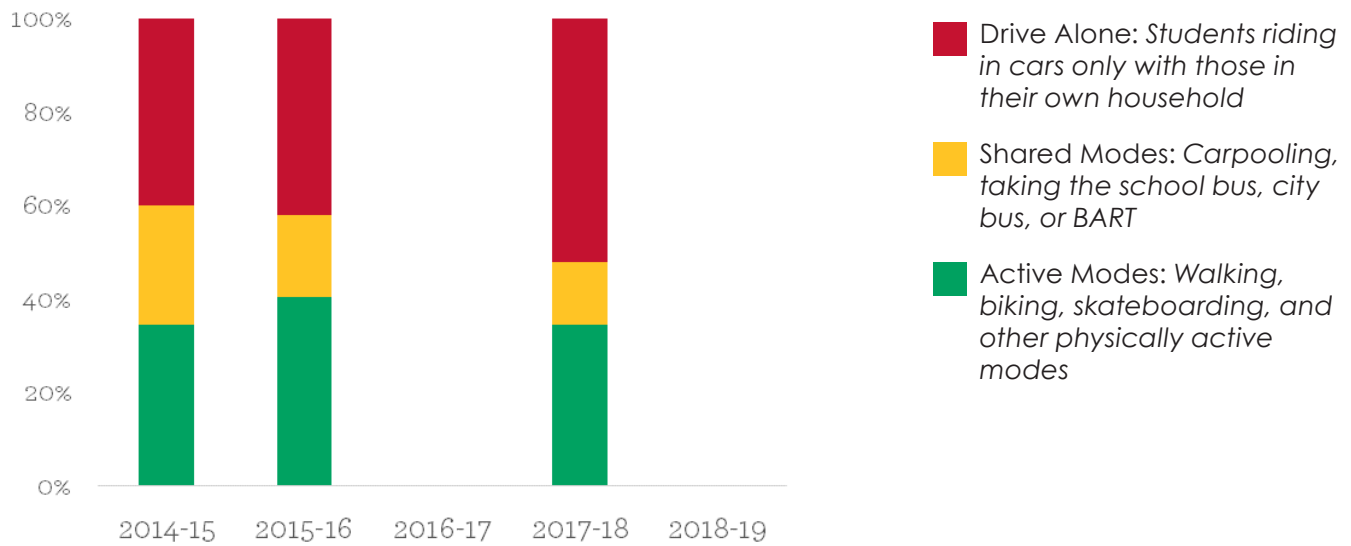
2018-2019 Activities

- Alameda County BikeMobile Visit
- Bike to School Day
- International Walk and Roll to School Day



The Alameda County Safe Routes to Schools Program is a program of the Alameda County Transportation Commission (alamedactc.org) and is funded with Alameda County's local sales tax Measure B, regional, state and federal funds.

Historic Mode Split



Changes in Travel Behavior

From 2013-14 to 2017-18

- 27% active transportation trips
- 3% shared trips
- 31% drive-alone trips

Top Parent/Caregiver Concerns

(2018-19)

- Insufficient data available



Henry P. Mohr Elementary

Pleasanton Unified School District



School Profile

Type: Elementary

Enrollment: 658

Charter School: No

Enrolled in Access Safe Routes Program: Not Enrolled

Site Assessment Completed: 2019*

School Champions: 1



Demographics

Title One School: No

86% of school population identifies as non-white or Hispanic

6% of students qualify for free/reduced-price meals

2019-2020 Activities

- Pedestrian Rodeo
- International Walk and Roll to School Day
- Golden Sneaker Contest

2018-2019 Activities

- International Walk and Roll to School Day

↑ BACK TO TOP

*To view completed Site Assessments visit
<https://alamedacountysr2s.org/our-program/school-safety-assessments>

Sources

NOTE: Due to the COVID-19 pandemic, the Alameda County SR2S Program was not able to collect student hand tallies for the 2019-2020 school year as planned.

Enrollment: California Department of Education. Enrollment by School 2019-20.

School Champions: SR2S Site Coordinator School Evaluation.

Title One: Reflects program eligibility based on the federal threshold of 40% of students who qualify for the Free and Reduced Lunch Program.

Non-white/Hispanic: California Department of Education. Enrollment by School 2019-20.

Free/Reduced-Price Meals: California Department of Education. Unduplicated Student Poverty-FRPM Data 2019-20.

Historic Mode Split and Changes in Travel Behavior: Student Hand Tallies

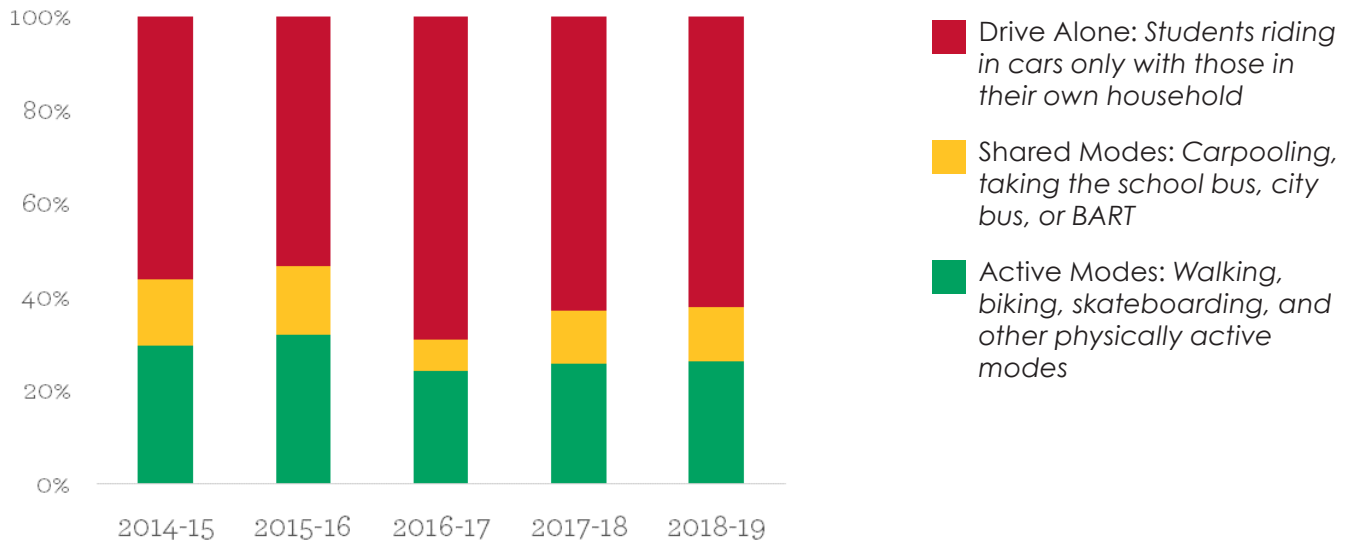


alamedacountysr2s.org info@alamedacountysr2s.org



The Alameda County Safe Routes to Schools Program is a program of the Alameda County Transportation Commission (alamedactc.org) and is funded with Alameda County's local sales tax Measure B, regional, state and federal funds.

Historic Mode Split



Changes in Travel Behavior

From 2013-14 to 2017-18

-7% active transportation trips

0% shared trips

7% drive-alone trips

Top Parent/Caregiver Concerns

(2018-19)

- Driving is more convenient
- Takes too long to walk or bike to school
- Poor driving behavior on streets near school (distracted driving, speeding, not yielding at crosswalks)



Lydiksen Elementary

Pleasanton Unified School District



School Profile

Type: Elementary

Enrollment: 676

Charter School: No

Enrolled in Access Safe Routes Program: Not Enrolled

Site Assessment Completed: 2019*

School Champions: 1



Demographics

Title One School: No

65% of school population identifies as non-white or Hispanic

8% of students qualify for free/reduced-price meals

↑ BACK TO TOP

*To view completed Site Assessments visit
<https://alamedacountysr2s.org/our-program/school-safety-assessments>

Sources

NOTE: Due to the COVID-19 pandemic, the Alameda County SR2S Program was not able to collect student hand tallies for the 2019-2020 school year as planned.

Enrollment: California Department of Education. Enrollment by School 2019-20.

School Champions: SR2S Site Coordinator School Evaluation.

Title One: Reflects program eligibility based on the federal threshold of 40% of students who qualify for the Free and Reduced Lunch Program.

Non-white/Hispanic: California Department of Education. Enrollment by School 2019-20.

Free/Reduced-Price Meals: California Department of Education. Unduplicated Student Poverty-FRPM Data 2019-20.

Historic Mode Split and Changes in Travel Behavior: Student Hand Tallies



alamedacountysr2s.org info@alamedacountysr2s.org

2019-2020 Activities

- Walking School Bus
- International Walk and Roll to School Day

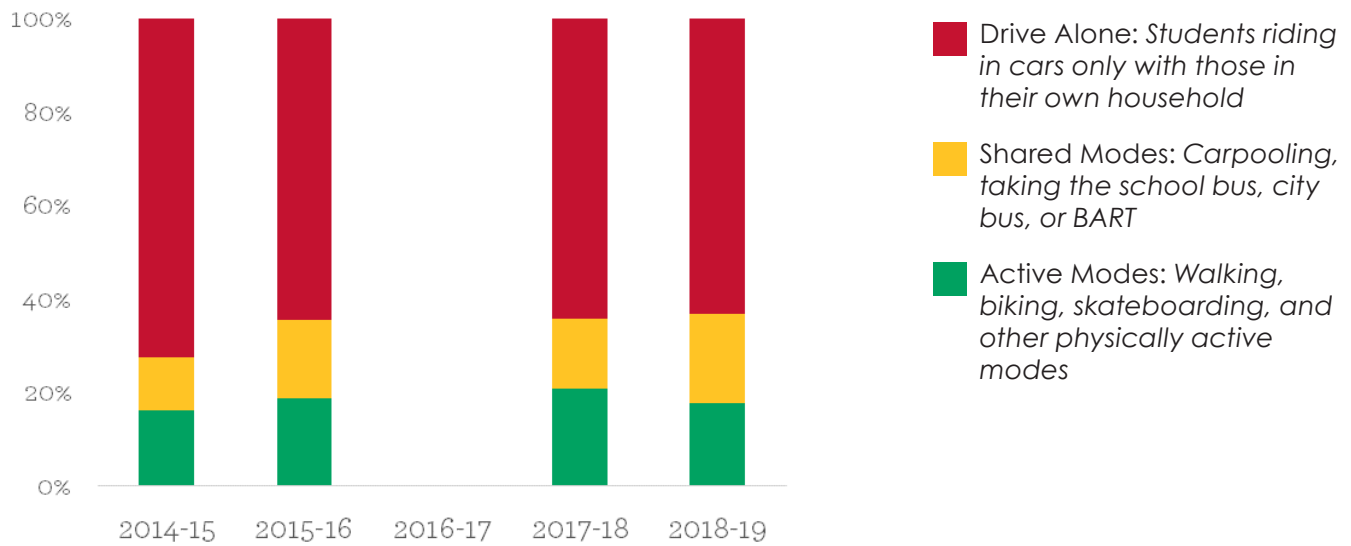
2018-2019 Activities

- Alameda County BikeMobile Visit
- Bike to School Day
- International Walk and Roll to School Day



The Alameda County Safe Routes to Schools Program is a program of the Alameda County Transportation Commission (alamedactc.org) and is funded with Alameda County's local sales tax Measure B, regional, state and federal funds.

Historic Mode Split



Changes in Travel Behavior

From 2014-15 to 2017-18

1% active transportation trips

8% shared trips

-9% drive-alone trips

Top Parent/Caregiver Concerns

(2018-19)

- Insufficient data available

[↑ BACK TO TOP](#)



Phoebe Apperson Hearst Elementary

Pleasanton Unified School District



School Profile

Type: Elementary

Enrollment: 686

Charter School: No

Enrolled in Access Safe Routes Program: Not Enrolled

Site Assessment Completed: 2014*

School Champions: 0



Demographics

Title One School: No

74% of school population identifies as non-white or Hispanic

9% of students qualify for free/reduced-price meals

2019-2020 Activities

- Walking School Bus
- International Walk and Roll to School Day

2018-2019 Activities

- Pedestrian Rodeo
- International Walk and Roll to School Day

↑ BACK TO TOP

*To view completed Site Assessments visit
<https://alamedacountysr2s.org/our-program/school-safety-assessments>

Sources

NOTE: Due to the COVID-19 pandemic, the Alameda County SR2S Program was not able to collect student hand tallies for the 2019-2020 school year as planned.

Enrollment: California Department of Education. Enrollment by School 2019-20.

School Champions: SR2S Site Coordinator School Evaluation.

Title One: Reflects program eligibility based on the federal threshold of 40% of students who qualify for the Free and Reduced Lunch Program.

Non-white/Hispanic: California Department of Education. Enrollment by School 2019-20.

Free/Reduced-Price Meals: California Department of Education. Unduplicated Student Poverty-FRPM Data 2019-20.

Historic Mode Split and Changes in Travel Behavior: Student Hand Tallies

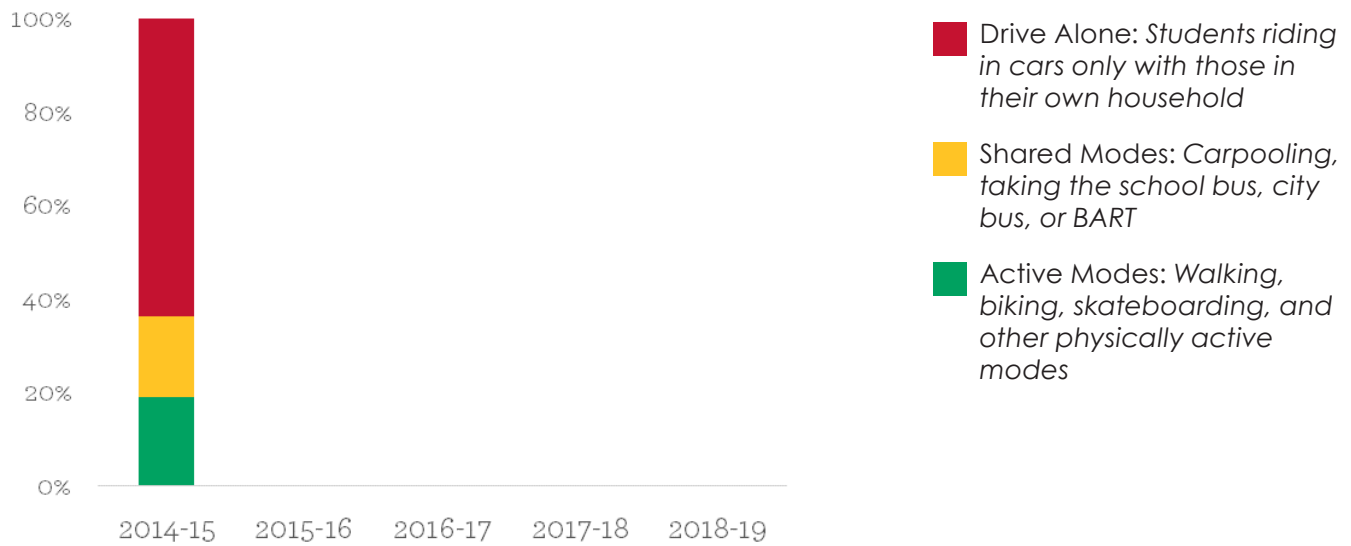


alamedacountysr2s.org info@alamedacountysr2s.org



The Alameda County Safe Routes to Schools Program is a program of the Alameda County Transportation Commission (alamedactc.org) and is funded with Alameda County's local sales tax Measure B, regional, state and federal funds.

Historic Mode Split



Changes in Travel Behavior

From 2014-15 to 2014-15

N/A active transportation trips

N/A shared trips

N/A drive-alone trips

Top Parent/Caregiver Concerns

(2018-19)

- Insufficient data available



Pleasanton Middle

Pleasanton Unified School District



School Profile

Type: Intermediate/Middle/Junior High

Enrollment: 1138

Charter School: No

Enrolled in Access Safe Routes Program: Not Enrolled

Site Assessment Completed: 2014*

School Champions: 1

Participating in Free + Universal Transit Pass Program

20% of eligible students received Clipper Cards



Demographics

Title One School: No

61% of school population identifies as non-white or Hispanic

12% of students qualify for free/reduced-price meals

↑ BACK TO TOP

*To view completed Site Assessments visit
<https://alamedacountysr2s.org/our-program/school-safety-assessments>

Sources

NOTE: Due to the COVID-19 pandemic, the Alameda County SR2S Program was not able to collect student hand tallies for the 2019-2020 school year as planned.

Enrollment: California Department of Education. Enrollment by School 2019-20.

School Champions: SR2S Site Coordinator School Evaluation.

Title One: Reflects program eligibility based on the federal threshold of 40% of students who qualify for the Free and Reduced Lunch Program.

Non-white/Hispanic: California Department of Education. Enrollment by School 2019-20.

Free/Reduced-Price Meals: California Department of Education. Unduplicated Student Poverty-FRPM Data 2019-20.

Historic Mode Split and Changes in Travel Behavior: Student Hand Tallies



alamedacountysr2s.org info@alamedacountysr2s.org

2019-2020 Activities

- International Walk and Roll to School Day

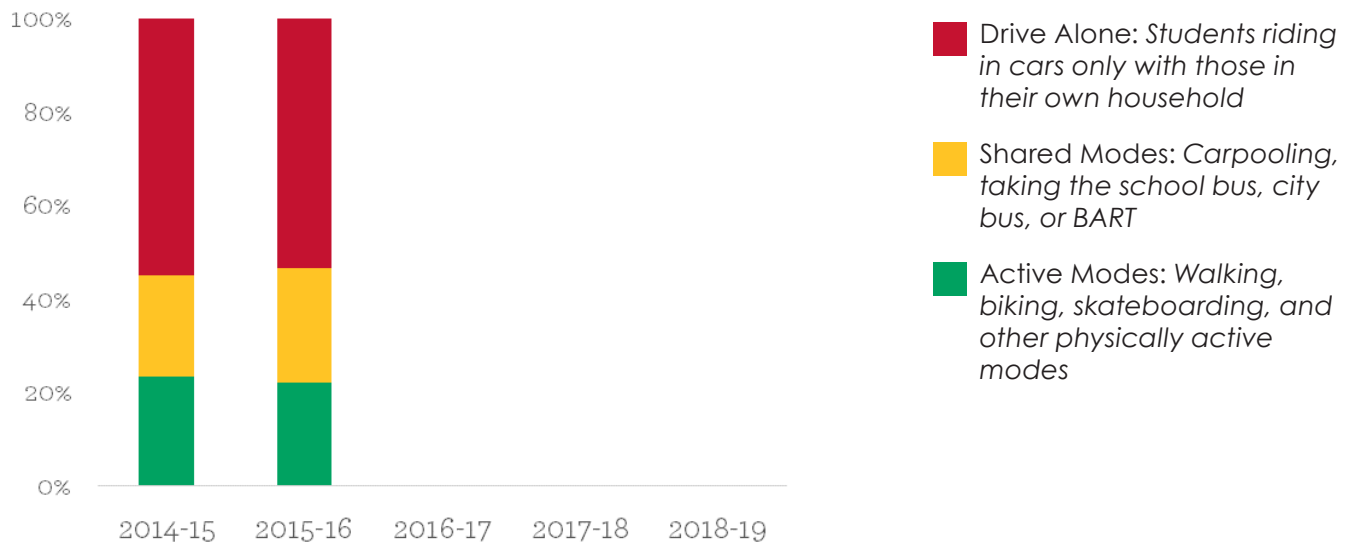
2018-2019 Activities

- Alameda County BikeMobile Visit
- Bike to School Day
- International Walk and Roll to School Day



The Alameda County Safe Routes to Schools Program is a program of the Alameda County Transportation Commission (alamedactc.org) and is funded with Alameda County's local sales tax Measure B, regional, state and federal funds.

Historic Mode Split



Changes in Travel Behavior

From 2013-14 to 2015-16

-39% active transportation trips

3% shared trips

36% drive-alone trips

Top Parent/Caregiver Concerns

(2018-19)

- Insufficient data available



Thomas S. Hart Middle

Pleasanton Unified School District



School Profile

Type: Intermediate/Middle/Junior High

Enrollment: 1190

Charter School: No

Enrolled in Access Safe Routes Program: Not Enrolled

Site Assessment Completed: 2018*

School Champions: 1

Participating in Free + Universal Transit Pass Program

13% of eligible students received Clipper Cards



Demographics

Title One School: No

68% of school population identifies as non-white or Hispanic

6% of students qualify for free/reduced-price meals

2019-2020 Activities

- No Reported Activities

2018-2019 Activities

- Alameda County BikeMobile Visit
- Bike to School Day
- International Walk and Roll to School Day

↑ BACK TO TOP

*To view completed Site Assessments visit
<https://alamedacountysr2s.org/our-program/school-safety-assessments>

Sources

NOTE: Due to the COVID-19 pandemic, the Alameda County SR2S Program was not able to collect student hand tallies for the 2019-2020 school year as planned.

Enrollment: California Department of Education. Enrollment by School 2019-20.

School Champions: SR2S Site Coordinator School Evaluation.

Title One: Reflects program eligibility based on the federal threshold of 40% of students who qualify for the Free and Reduced Lunch Program.

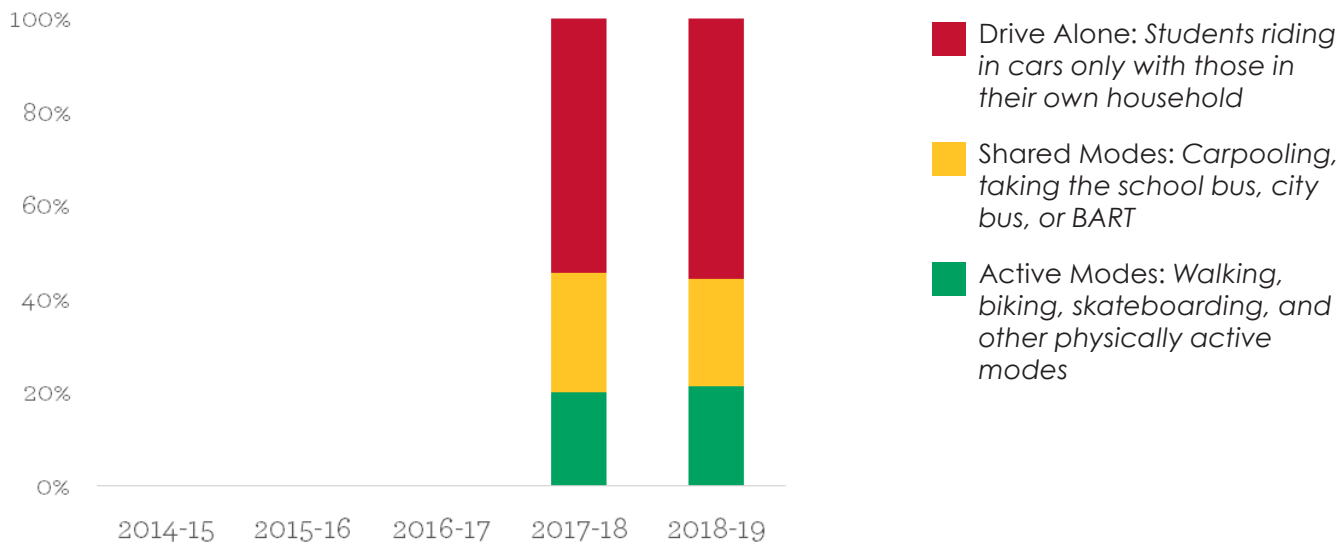
Non-white/Hispanic: California Department of Education. Enrollment by School 2019-20.

Free/Reduced-Price Meals: California Department of Education. Unduplicated Student Poverty-FRPM Data 2019-20.

Historic Mode Split and Changes in Travel Behavior: Student Hand Tallies



Historic Mode Split



Changes in Travel Behavior

From 2017-18 to 2017-18

#N/A active transportation trips

#N/A shared trips

#N/A drive-alone trips

Top Parent/Caregiver Concerns

(2018-19)

- Insufficient data available



Valley View Elementary

Pleasanton Unified School District



School Profile

Type: Elementary

Enrollment: 662

Charter School: No

Enrolled in Access Safe Routes Program: Not Enrolled

Site Assessment Completed: 2016*

School Champions: 1



Demographics

Title One School: No

62% of school population identifies as non-white or Hispanic

23% of students qualify for free/reduced-price meals

2019-2020 Activities

- Alameda County BikeMobile Visit
- International Walk and Roll to School Day

2018-2019 Activities

- International Walk and Roll to School Day
- Golden Sneaker Contest

↑ BACK TO TOP

*To view completed Site Assessments visit
<https://alamedacountysr2s.org/our-program/school-safety-assessments>

Sources

NOTE: Due to the COVID-19 pandemic, the Alameda County SR2S Program was not able to collect student hand tallies for the 2019-2020 school year as planned.

Enrollment: California Department of Education. Enrollment by School 2019-20.

School Champions: SR2S Site Coordinator School Evaluation.

Title One: Reflects program eligibility based on the federal threshold of 40% of students who qualify for the Free and Reduced Lunch Program.

Non-white/Hispanic: California Department of Education. Enrollment by School 2019-20.

Free/Reduced-Price Meals: California Department of Education. Unduplicated Student Poverty-FRPM Data 2019-20.

Historic Mode Split and Changes in Travel Behavior: Student Hand Tallies

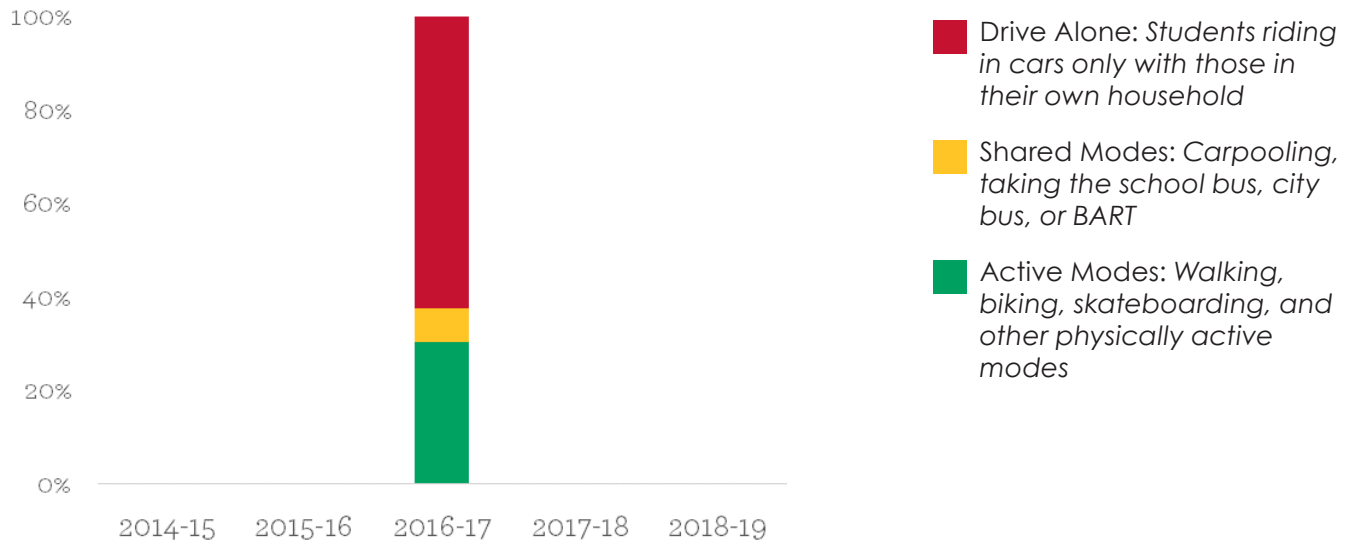


alamedacountysr2s.org info@alamedacountysr2s.org



The Alameda County Safe Routes to Schools Program is a program of the Alameda County Transportation Commission (alamedactc.org) and is funded with Alameda County's local sales tax Measure B, regional, state and federal funds.

Historic Mode Split



Changes in Travel Behavior

From 2016-17 to 2016-17

N/A active transportation trips

N/A shared trips

N/A drive-alone trips

Top Parent/Caregiver Concerns


(2018-19)

- Insufficient data available



Vintage Hills Elementary

Pleasanton Unified School District



School Profile

Type: Elementary

Enrollment: 646

Charter School: No

Enrolled in Access Safe Routes Program: Not Enrolled

Site Assessment Completed: Not Completed*

School Champions: 1



Demographics

Title One School: No

60% of school population identifies as non-white or Hispanic

7% of students qualify for free/reduced-price meals

2019-2020 Activities

- Walking School Bus
- International Walk and Roll to School Day
- Golden Sneaker Contest

2018-2019 Activities

- Not Enrolled in 2018-2019 School Year

↑ BACK TO TOP

*To view completed Site Assessments visit
<https://alamedacountysr2s.org/our-program/school-safety-assessments>

Sources

NOTE: Due to the COVID-19 pandemic, the Alameda County SR2S Program was not able to collect student hand tallies for the 2019-2020 school year as planned.

Enrollment: California Department of Education. Enrollment by School 2019-20.

School Champions: SR2S Site Coordinator School Evaluation.

Title One: Reflects program eligibility based on the federal threshold of 40% of students who qualify for the Free and Reduced Lunch Program.

Non-white/Hispanic: California Department of Education. Enrollment by School 2019-20.

Free/Reduced-Price Meals: California Department of Education. Unduplicated Student Poverty-FRPM Data 2019-20.

Historic Mode Split and Changes in Travel Behavior: Student Hand Tallies



Historic Mode Split



- Drive Alone: Students riding in cars only with those in their own household
- Shared Modes: Carpooling, taking the school bus, city bus, or BART
- Active Modes: Walking, biking, skateboarding, and other physically active modes

Changes in Travel Behavior

From N/A to N/A

N/A active transportation trips

N/A shared trips

N/A drive-alone trips

Top Parent/Caregiver Concerns

(2018-19)

- Insufficient data available



Walnut Grove Elementary

Pleasanton Unified School District



School Profile

Type: Elementary

Enrollment: 715

Charter School: No

Enrolled in Access Safe Routes Program: Not Enrolled

Site Assessment Completed: Not Completed*

School Champions: 3



Demographics

Title One School: No

56% of school population identifies as non-white or Hispanic

4% of students qualify for free/reduced-price meals

2019-2020 Activities

- Pedestrian Rodeo
- Alameda County BikeMobile Visit
- International Walk and Roll to School Day

2018-2019 Activities

- Rock the Block Assembly
- Bike Rodeo
- Alameda County BikeMobile Visit
- International Walk and Roll to School Day

↑ BACK TO TOP

*To view completed Site Assessments visit
<https://alamedacountysr2s.org/our-program/school-safety-assessments>

Sources

NOTE: Due to the COVID-19 pandemic, the Alameda County SR2S Program was not able to collect student hand tallies for the 2019-2020 school year as planned.

Enrollment: California Department of Education. Enrollment by School 2019-20.

School Champions: SR2S Site Coordinator School Evaluation.

Title One: Reflects program eligibility based on the federal threshold of 40% of students who qualify for the Free and Reduced Lunch Program.

Non-white/Hispanic: California Department of Education. Enrollment by School 2019-20.

Free/Reduced-Price Meals: California Department of Education. Unduplicated Student Poverty-FRPM Data 2019-20.

Historic Mode Split and Changes in Travel Behavior: Student Hand Tallies

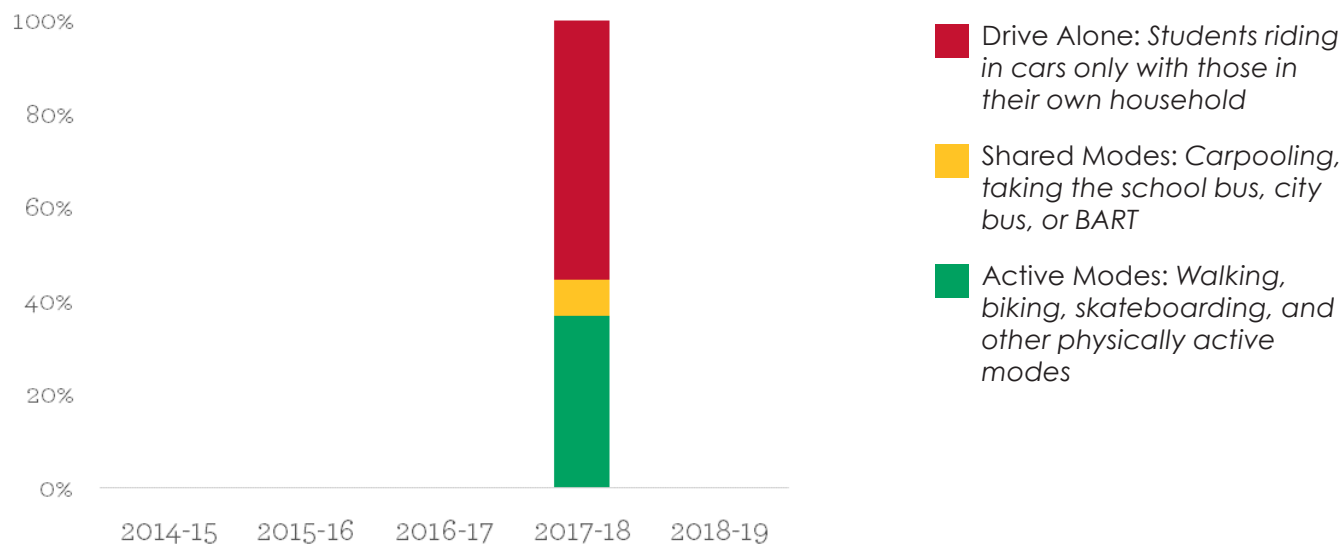


alamedacountysr2s.org info@alamedacountysr2s.org



The Alameda County Safe Routes to Schools Program is a program of the Alameda County Transportation Commission (alamedactc.org) and is funded with Alameda County's local sales tax Measure B, regional, state and federal funds.

Historic Mode Split



Changes in Travel Behavior

From 2017-18 to 2017-18

N/A active transportation trips

N/A shared trips

N/A drive-alone trips

Top Parent/Caregiver Concerns

(2018-19)

- Insufficient data available



San Leandro Unified School District

[↑ BACK TO TOP](#)



alamedacountysr2s.org info@alamedacountysr2s.org

The Alameda County Safe Routes to Schools Program is a program of the Alameda County Transportation Commission (alamedactc.org) and is funded with Alameda County's local sales tax Measure B, regional, state and federal funds.

Bancroft Middle

San Leandro Unified School District



School Profile

Type: Intermediate/Middle/Junior High

Enrollment: 1028

Charter School: No

Enrolled in Access Safe Routes Program: Not Enrolled

Site Assessment Completed: 2017*

School Champions: 1

Participating in Free + Universal Transit Pass Program

30% of eligible students received Clipper Cards



Demographics

Title One School: Yes

91% of school population identifies as non-white or Hispanic

67% of students qualify for free/reduced-price meals

↑ BACK TO TOP

*To view completed Site Assessments visit
<https://alamedacountysr2s.org/our-program/school-safety-assessments>

Sources

NOTE: Due to the COVID-19 pandemic, the Alameda County SR2S Program was not able to collect student hand tallies for the 2019-2020 school year as planned.

Enrollment: California Department of Education. Enrollment by School 2019-20.

School Champions: SR2S Site Coordinator School Evaluation.

Title One: Reflects program eligibility based on the federal threshold of 40% of students who qualify for the Free and Reduced Lunch Program.

Non-white/Hispanic: California Department of Education. Enrollment by School 2019-20.

Free/Reduced-Price Meals: California Department of Education. Unduplicated Student Poverty-FRPM Data 2019-20.

Historic Mode Split and Changes in Travel Behavior: Student Hand Tallies



2019-2020 Activities

- No Reported Activities

2018-2019 Activities

- Alameda County BikeMobile Visit



Historic Mode Split



- Drive Alone: Students riding in cars only with those in their own household
- Shared Modes: Carpooling, taking the school bus, city bus, or BART
- Active Modes: Walking, biking, skateboarding, and other physically active modes

Changes in Travel Behavior

From N/A to N/A

N/A active transportation trips

N/A shared trips

N/A drive-alone trips

Top Parent/Caregiver Concerns

(2018-19)

- Insufficient data available

[↑ BACK TO TOP](#)



Garfield Elementary (San Leandro)

San Leandro Unified School District



School Profile

Type: Elementary

Enrollment: 357

Charter School: No

Enrolled in Access Safe Routes Program: Not Enrolled

Site Assessment Completed: 2017*

School Champions: 1



Demographics

Title One School: Yes

95% of school population identifies as non-white or Hispanic

68% of students qualify for free/reduced-price meals

2019-2020 Activities

- Golden Sneaker Contest

2018-2019 Activities

- Pedestrian Rodeo
- International Walk and Roll to School Day
- Golden Sneaker Contest

↑ BACK TO TOP

*To view completed Site Assessments visit
<https://alamedacountysr2s.org/our-program/school-safety-assessments>

Sources

NOTE: Due to the COVID-19 pandemic, the Alameda County SR2S Program was not able to collect student hand tallies for the 2019-2020 school year as planned.

Enrollment: California Department of Education. Enrollment by School 2019-20.

School Champions: SR2S Site Coordinator School Evaluation.

Title One: Reflects program eligibility based on the federal threshold of 40% of students who qualify for the Free and Reduced Lunch Program.

Non-white/Hispanic: California Department of Education. Enrollment by School 2019-20.

Free/Reduced-Price Meals: California Department of Education. Unduplicated Student Poverty-FRPM Data 2019-20.

Historic Mode Split and Changes in Travel Behavior: Student Hand Tallies

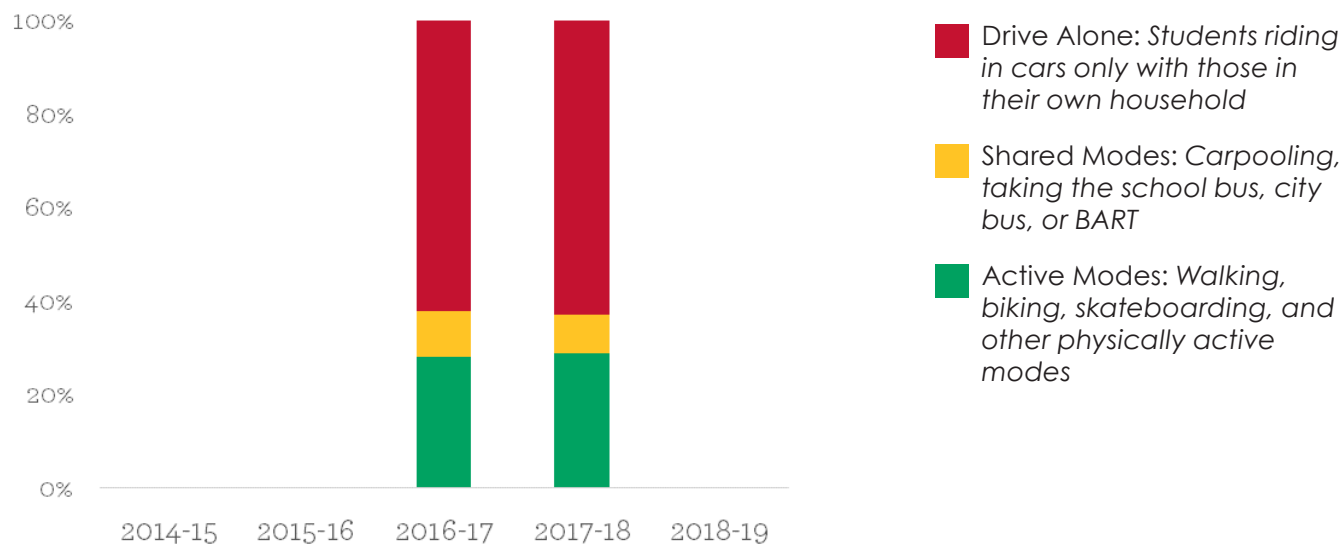


alamedacountysr2s.org info@alamedacountysr2s.org



The Alameda County Safe Routes to Schools Program is a program of the Alameda County Transportation Commission (alamedactc.org) and is funded with Alameda County's local sales tax Measure B, regional, state and federal funds.

Historic Mode Split



Changes in Travel Behavior

From 2013-14 to 2017-18

8% active transportation trips

8% shared trips

-17% drive-alone trips

Top Parent/Caregiver Concerns

(2018-19)

- Insufficient data available



Jefferson Elementary (San Leandro)

San Leandro Unified School District



School Profile

Type: Elementary

Enrollment: 566

Charter School: No

Enrolled in Access Safe Routes Program: Not Enrolled

Site Assessment Completed: 2018*

School Champions: 1



Demographics

Title One School: Yes

96% of school population identifies as non-white or Hispanic

72% of students qualify for free/reduced-price meals

2019-2020 Activities

- International Walk and Roll to School Day
- Golden Sneaker Contest

2018-2019 Activities

- Pedestrian Rodeo
- Rock the Block Assembly
- Alameda County BikeMobile Visit
- Bike to School Day
- International Walk and Roll to School Day
- Golden Sneaker Contest

↑ BACK TO TOP

*To view completed Site Assessments visit
<https://alamedacountysr2s.org/our-program/school-safety-assessments>

Sources

NOTE: Due to the COVID-19 pandemic, the Alameda County SR2S Program was not able to collect student hand tallies for the 2019-2020 school year as planned.

Enrollment: California Department of Education. Enrollment by School 2019-20.

School Champions: SR2S Site Coordinator School Evaluation.

Title One: Reflects program eligibility based on the federal threshold of 40% of students who qualify for the Free and Reduced Lunch Program.

Non-white/Hispanic: California Department of Education. Enrollment by School 2019-20.

Free/Reduced-Price Meals: California Department of Education. Unduplicated Student Poverty-FRPM Data 2019-20.

Historic Mode Split and Changes in Travel Behavior: Student Hand Tallies



alamedacountysr2s.org info@alamedacountysr2s.org



The Alameda County Safe Routes to Schools Program is a program of the Alameda County Transportation Commission (alamedactc.org) and is funded with Alameda County's local sales tax Measure B, regional, state and federal funds.

Historic Mode Split



- Drive Alone: Students riding in cars only with those in their own household
- Shared Modes: Carpooling, taking the school bus, city bus, or BART
- Active Modes: Walking, biking, skateboarding, and other physically active modes

Changes in Travel Behavior

From 2013-14 to 2013-14

N/A active transportation trips

N/A shared trips

N/A drive-alone trips

Top Parent/Caregiver Concerns

(2018-19)

- Insufficient data available



John Muir Middle

San Leandro Unified School District



School Profile

Type: Intermediate/Middle/Junior High

Enrollment: 1004

Charter School: No

Enrolled in Access Safe Routes Program: Not Enrolled

Site Assessment Completed: 2016*

School Champions: 1

Participating in Free + Universal Transit Pass Program

20% of eligible students received Clipper Cards



Demographics

Title One School: Yes

94% of school population identifies as non-white or Hispanic

60% of students qualify for free/reduced-price meals

2019-2020 Activities

- Drive Your Bike
- Alameda County BikeMobile Visit
- Golden Sneaker Contest
- Ongoing Walk and Roll Events

2018-2019 Activities

- Alameda County BikeMobile Visit
- Bike to School Day
- Cocoa for Carpools
- International Walk and Roll to School Day
- Golden Sneaker Contest
- Ongoing Walk and Roll Events

↑ BACK TO TOP

*To view completed Site Assessments visit
<https://alamedacountysr2s.org/our-program/school-safety-assessments>

Sources

NOTE: Due to the COVID-19 pandemic, the Alameda County SR2S Program was not able to collect student hand tallies for the 2019-2020 school year as planned.

Enrollment: California Department of Education. Enrollment by School 2019-20.

School Champions: SR2S Site Coordinator School Evaluation.

Title One: Reflects program eligibility based on the federal threshold of 40% of students who qualify for the Free and Reduced Lunch Program.

Non-white/Hispanic: California Department of Education. Enrollment by School 2019-20.

Free/Reduced-Price Meals: California Department of Education. Unduplicated Student Poverty-FRPM Data 2019-20.

Historic Mode Split and Changes in Travel Behavior: Student Hand Tallies

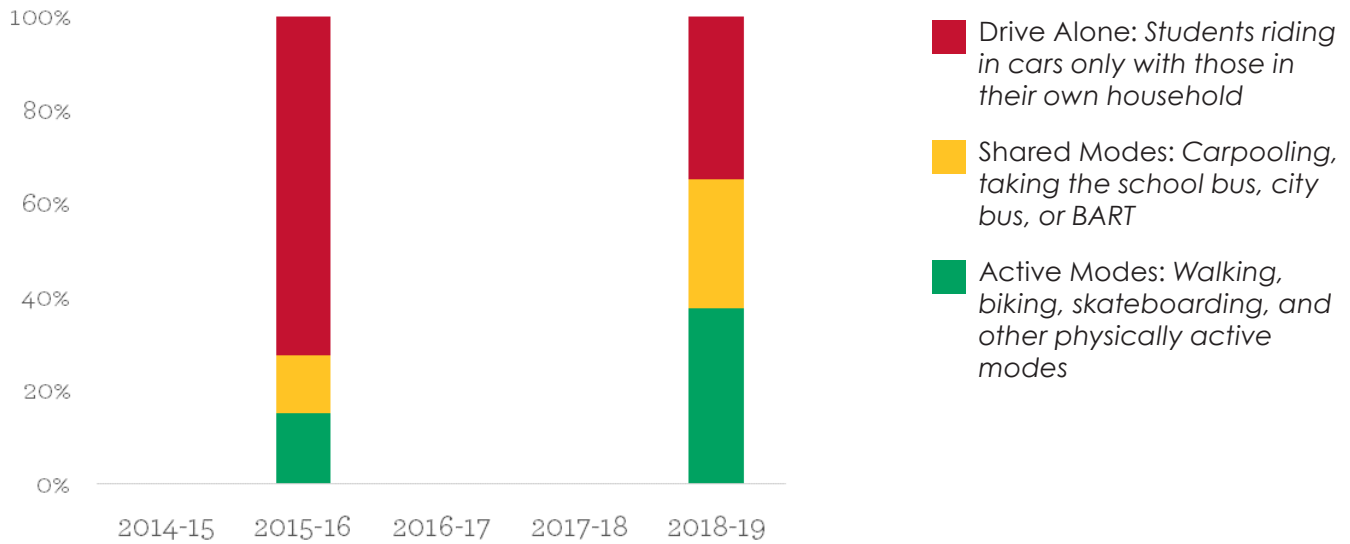


alamedacountysr2s.org info@alamedacountysr2s.org



The Alameda County Safe Routes to Schools Program is a program of the Alameda County Transportation Commission (alamedactc.org) and is funded with Alameda County's local sales tax Measure B, regional, state and federal funds.

Historic Mode Split



Changes in Travel Behavior

From 2015-16 to 2015-16

22% active transportation trips

15% shared trips

-38% drive-alone trips

Top Parent/Caregiver Concerns

(2018-19)

- Insufficient data available



Madison Elementary

San Leandro Unified School District



School Profile

Type: Elementary

Enrollment: 531

Charter School: No

Enrolled in Access Safe Routes Program: Not Enrolled

Site Assessment Completed: 2017*

School Champions: 1



Demographics

Title One School: Yes

94% of school population identifies as non-white or Hispanic

49% of students qualify for free/reduced-price meals

2019-2020 Activities

- Pedestrian Rodeo
- International Walk and Roll to School Day
- Golden Sneaker Contest

2018-2019 Activities

- Bike Rodeo
- Alameda County BikeMobile Visit
- Bike to School Day
- International Walk and Roll to School Day
- Golden Sneaker Contest

↑ BACK TO TOP

*To view completed Site Assessments visit
<https://alamedacountysr2s.org/our-program/school-safety-assessments>

Sources

NOTE: Due to the COVID-19 pandemic, the Alameda County SR2S Program was not able to collect student hand tallies for the 2019-2020 school year as planned.

Enrollment: California Department of Education. Enrollment by School 2019-20.

School Champions: SR2S Site Coordinator School Evaluation.

Title One: Reflects program eligibility based on the federal threshold of 40% of students who qualify for the Free and Reduced Lunch Program.

Non-white/Hispanic: California Department of Education. Enrollment by School 2019-20.

Free/Reduced-Price Meals: California Department of Education. Unduplicated Student Poverty-FRPM Data 2019-20.

Historic Mode Split and Changes in Travel Behavior: Student Hand Tallies

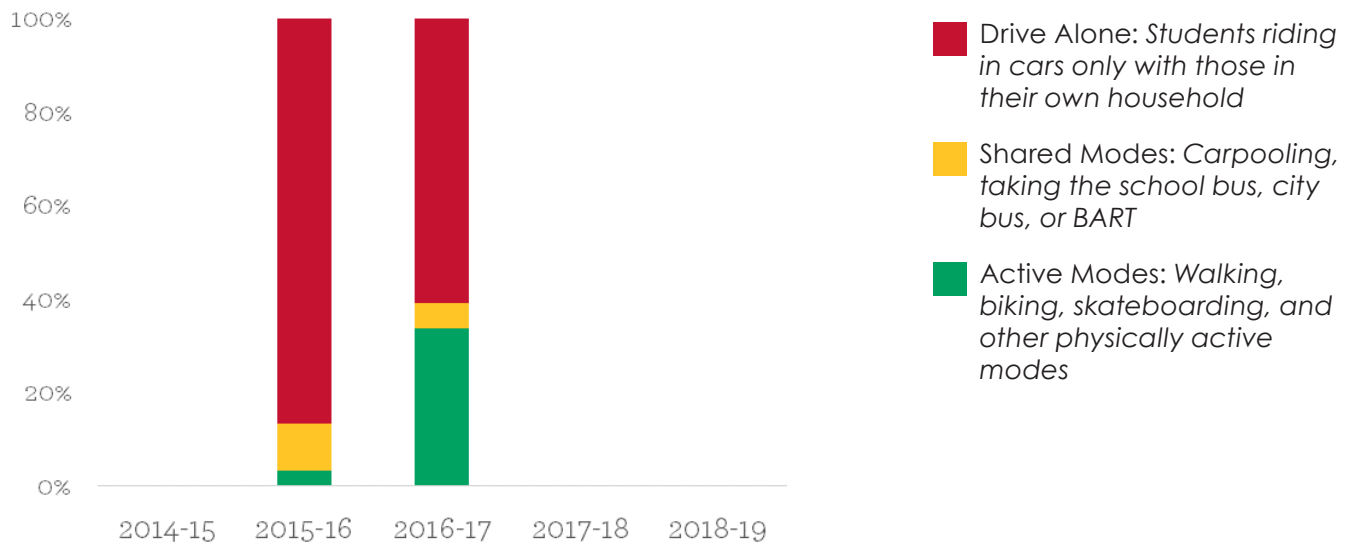


alamedacountysr2s.org info@alamedacountysr2s.org



The Alameda County Safe Routes to Schools Program is a program of the Alameda County Transportation Commission (alamedactc.org) and is funded with Alameda County's local sales tax Measure B, regional, state and federal funds.

Historic Mode Split



Changes in Travel Behavior

From 2015-16 to 2016-17

30% active transportation trips

-4% shared trips

-26% drive-alone trips

Top Parent/Caregiver Concerns

(2018-19)

- Insufficient data available



McKinley Elementary

San Leandro Unified School District



School Profile

Type: Elementary

Enrollment: 482

Charter School: No

Enrolled in Access Safe Routes Program: Not Enrolled

Site Assessment Completed: 2017*

School Champions: 0



Demographics

Title One School: Yes

94% of school population identifies as non-white or Hispanic

67% of students qualify for free/reduced-price meals

2019-2020 Activities

- International Walk and Roll to School Day

2018-2019 Activities

- Alameda County BikeMobile Visit
- Golden Sneaker Contest

↑ BACK TO TOP

*To view completed Site Assessments visit
<https://alamedacountysr2s.org/our-program/school-safety-assessments>

Sources

NOTE: Due to the COVID-19 pandemic, the Alameda County SR2S Program was not able to collect student hand tallies for the 2019-2020 school year as planned.

Enrollment: California Department of Education. Enrollment by School 2019-20.

School Champions: SR2S Site Coordinator School Evaluation.

Title One: Reflects program eligibility based on the federal threshold of 40% of students who qualify for the Free and Reduced Lunch Program.

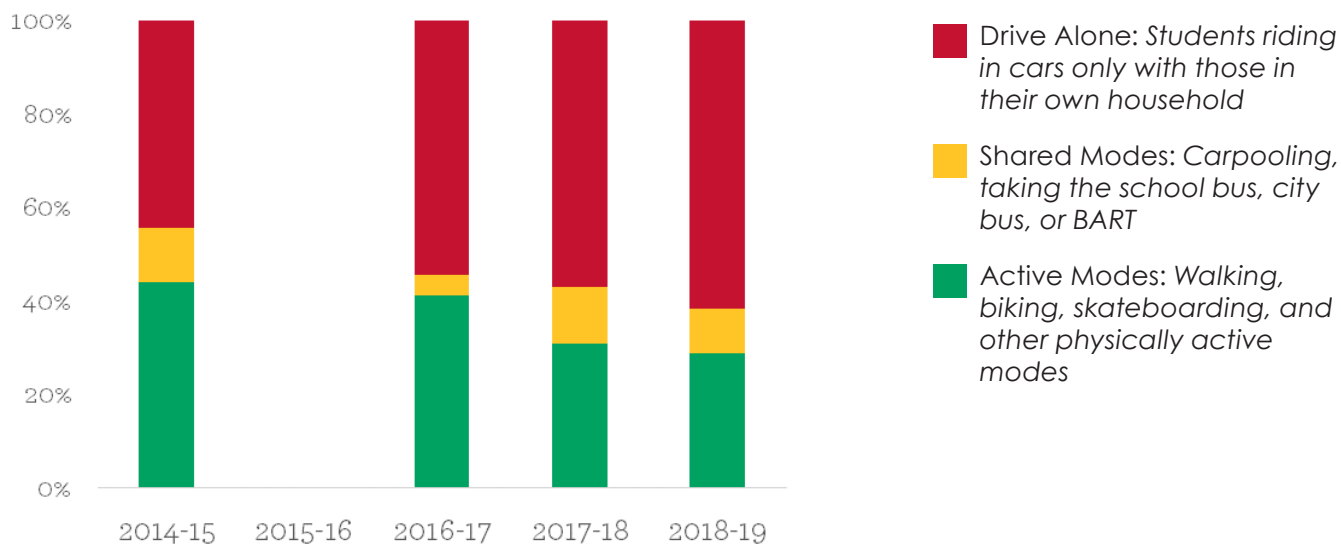
Non-white/Hispanic: California Department of Education. Enrollment by School 2019-20.

Free/Reduced-Price Meals: California Department of Education. Unduplicated Student Poverty-FRPM Data 2019-20.

Historic Mode Split and Changes in Travel Behavior: Student Hand Tallies



Historic Mode Split



Changes in Travel Behavior

From 2014-15 to 2017-18

- 15% active transportation trips
- 2% shared trips
- 17% drive-alone trips

Top Parent/Caregiver Concerns

(2018-19)

- Insufficient data available



Monroe Elementary

San Leandro Unified School District



School Profile

Type: Elementary

Enrollment: 441

Charter School: No

Enrolled in Access Safe Routes Program: Not Enrolled

Site Assessment Completed: 2018*

School Champions: 0



Demographics

Title One School: Yes

90% of school population identifies as non-white or Hispanic

74% of students qualify for free/reduced-price meals

2019-2020 Activities

- No Reported Activities

2018-2019 Activities

- No Reported Activities

↑ BACK TO TOP

*To view completed Site Assessments visit
<https://alamedacountysr2s.org/our-program/school-safety-assessments>

Sources

NOTE: Due to the COVID-19 pandemic, the Alameda County SR2S Program was not able to collect student hand tallies for the 2019-2020 school year as planned.

Enrollment: California Department of Education. Enrollment by School 2019-20.

School Champions: SR2S Site Coordinator School Evaluation.

Title One: Reflects program eligibility based on the federal threshold of 40% of students who qualify for the Free and Reduced Lunch Program.

Non-white/Hispanic: California Department of Education. Enrollment by School 2019-20.

Free/Reduced-Price Meals: California Department of Education. Unduplicated Student Poverty-FRPM Data 2019-20.

Historic Mode Split and Changes in Travel Behavior: Student Hand Tallies



Historic Mode Split



- Drive Alone: Students riding in cars only with those in their own household
- Shared Modes: Carpooling, taking the school bus, city bus, or BART
- Active Modes: Walking, biking, skateboarding, and other physically active modes

Changes in Travel Behavior

From N/A to N/A

N/A active transportation trips

N/A shared trips

N/A drive-alone trips

Top Parent/Caregiver Concerns

(2018-19)

- Insufficient data available



Roosevelt Elementary

San Leandro Unified School District



School Profile

Type: Elementary

Enrollment: 581

Charter School: No

Enrolled in Access Safe Routes Program: Not Enrolled

Site Assessment Completed: 2018*

School Champions: 1



Demographics

Title One School: No

76% of school population identifies as non-white or Hispanic

36% of students qualify for free/reduced-price meals

↑ BACK TO TOP

*To view completed Site Assessments visit
<https://alamedacountysr2s.org/our-program/school-safety-assessments>

Sources

NOTE: Due to the COVID-19 pandemic, the Alameda County SR2S Program was not able to collect student hand tallies for the 2019-2020 school year as planned.

Enrollment: California Department of Education. Enrollment by School 2019-20.

School Champions: SR2S Site Coordinator School Evaluation.

Title One: Reflects program eligibility based on the federal threshold of 40% of students who qualify for the Free and Reduced Lunch Program.

Non-white/Hispanic: California Department of Education. Enrollment by School 2019-20.

Free/Reduced-Price Meals: California Department of Education. Unduplicated Student Poverty-FRPM Data 2019-20.

Historic Mode Split and Changes in Travel Behavior: Student Hand Tallies



alamedacountysr2s.org info@alamedacountysr2s.org

2019-2020 Activities

- International Walk and Roll to School Day

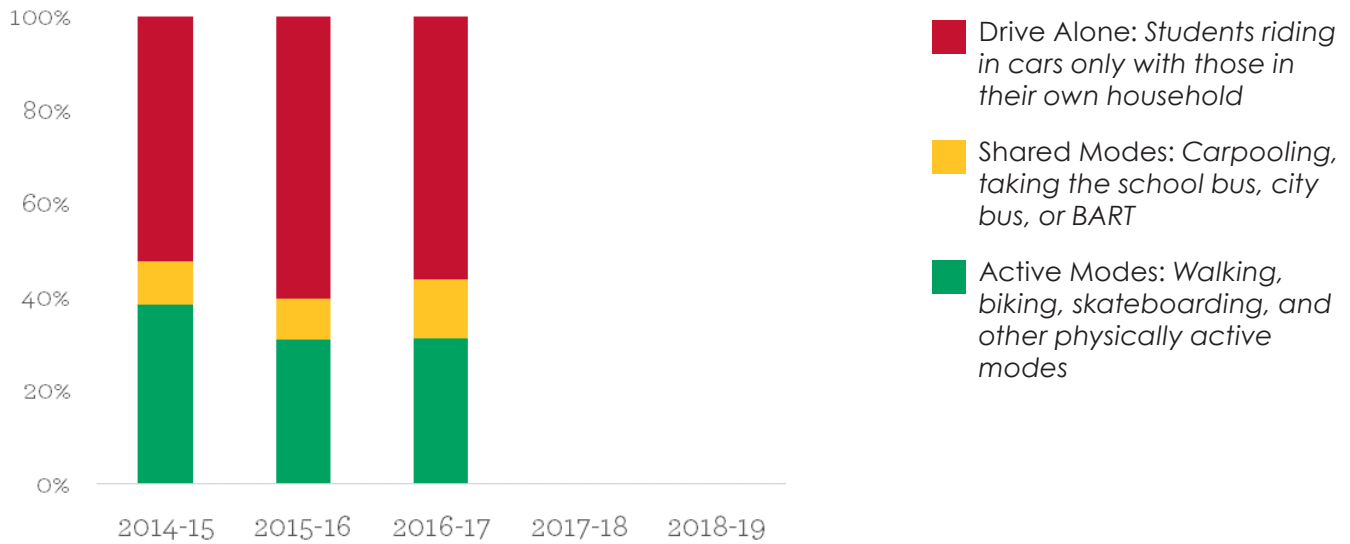
2018-2019 Activities

- Rock the Block Assembly
- Alameda County BikeMobile Visit
- Bike to School Day
- International Walk and Roll to School Day
- Golden Sneaker Contest



The Alameda County Safe Routes to Schools Program is a program of the Alameda County Transportation Commission (alamedactc.org) and is funded with Alameda County's local sales tax Measure B, regional, state and federal funds.

Historic Mode Split



Changes in Travel Behavior

From 2013-14 to 2016-17

-10% active transportation trips

6% shared trips

4% drive-alone trips

Top Parent/Caregiver Concerns

(2018-19)

- Speeding cars
- Takes too long to walk or bike to school
- I have to drop another sibling off at a different school

[↑ BACK TO TOP](#)



San Leandro High

San Leandro Unified School District



School Profile

Type: High School

Enrollment: 2711

Charter School: No

Enrolled in Access Safe Routes Program: Not Enrolled

Site Assessment Completed: 2017*

School Champions: 1

Participating in Free + Universal Transit Pass Program

61% of eligible students received Clipper Cards



Demographics

Title One School: Yes

92% of school population identifies as non-white or Hispanic

56% of students qualify for free/reduced-price meals

2019-2020 Activities

- Alameda County BikeMobile Visit
- Cocoa for Carpools
- International Walk and Roll to School Day
- Golden Sneaker Contest

2018-2019 Activities

- Alameda County BikeMobile Visit
- Bike to School Day
- Cocoa for Carpools
- International Walk and Roll to School Day
- Golden Sneaker Contest

↑ BACK TO TOP

*To view completed Site Assessments visit

<https://alamedacountysr2s.org/our-program/school-safety-assessments>

Sources

NOTE: Due to the COVID-19 pandemic, the Alameda County SR2S Program was not able to collect student hand tallies for the 2019-2020 school year as planned.

Enrollment: California Department of Education. Enrollment by School 2019-20.

School Champions: SR2S Site Coordinator School Evaluation.

Title One: Reflects program eligibility based on the federal threshold of 40% of students who qualify for the Free and Reduced Lunch Program.

Non-white/Hispanic: California Department of Education. Enrollment by School 2019-20.

Free/Reduced-Price Meals: California Department of Education. Unduplicated Student Poverty-FRPM Data 2019-20.

Historic Mode Split and Changes in Travel Behavior: Student Hand Tallies

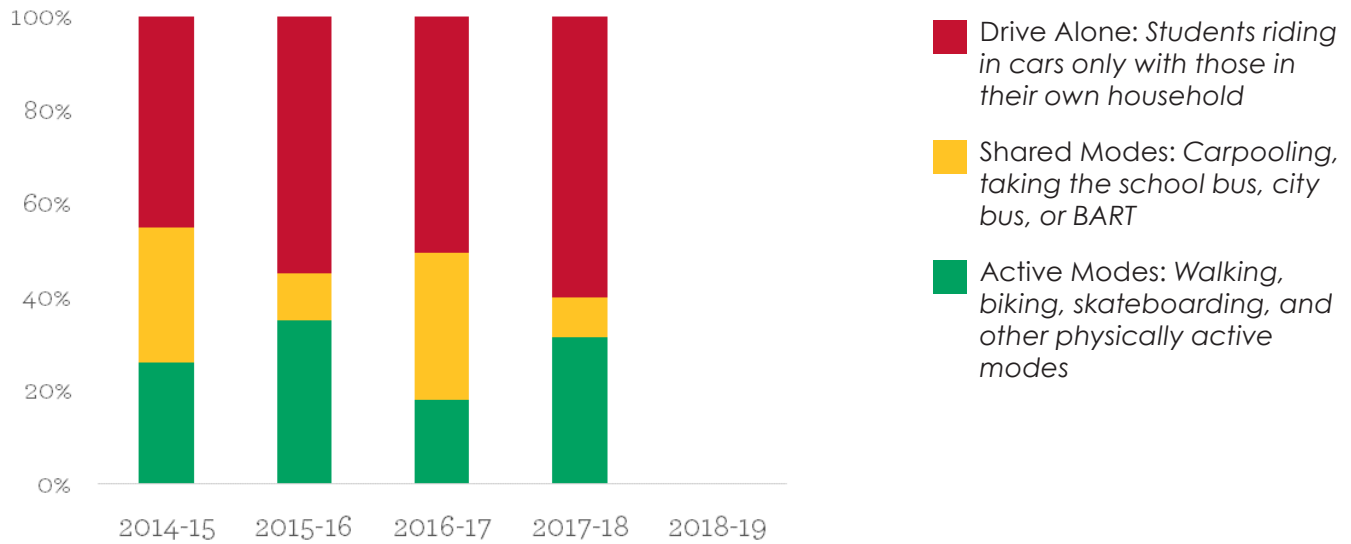


alamedacountysr2s.org info@alamedacountysr2s.org



The Alameda County Safe Routes to Schools Program is a program of the Alameda County Transportation Commission (alamedactc.org) and is funded with Alameda County's local sales tax Measure B, regional, state and federal funds.

Historic Mode Split



Changes in Travel Behavior

From 2013-14 to 2017-18

- 7% active transportation trips
- 4% shared trips
- 11% drive-alone trips

Top Parent/Caregiver Concerns

(2018-19)

- Insufficient data available



Washington Elementary (San Leandro)

San Leandro Unified School District



School Profile

Type: Elementary

Enrollment: 419

Charter School: No

Enrolled in Access Safe Routes Program: Not Enrolled

Site Assessment Completed: 2017*

School Champions: 0



Demographics

Title One School: Yes

92% of school population identifies as non-white or Hispanic

63% of students qualify for free/reduced-price meals

2019-2020 Activities

- No Reported Activities

2018-2019 Activities

- No Reported Activities

↑ BACK TO TOP

*To view completed Site Assessments visit
<https://alamedacountysr2s.org/our-program/school-safety-assessments>

Sources

NOTE: Due to the COVID-19 pandemic, the Alameda County SR2S Program was not able to collect student hand tallies for the 2019-2020 school year as planned.

Enrollment: California Department of Education. Enrollment by School 2019-20.

School Champions: SR2S Site Coordinator School Evaluation.

Title One: Reflects program eligibility based on the federal threshold of 40% of students who qualify for the Free and Reduced Lunch Program.

Non-white/Hispanic: California Department of Education. Enrollment by School 2019-20.

Free/Reduced-Price Meals: California Department of Education. Unduplicated Student Poverty-FRPM Data 2019-20.

Historic Mode Split and Changes in Travel Behavior: Student Hand Tallies

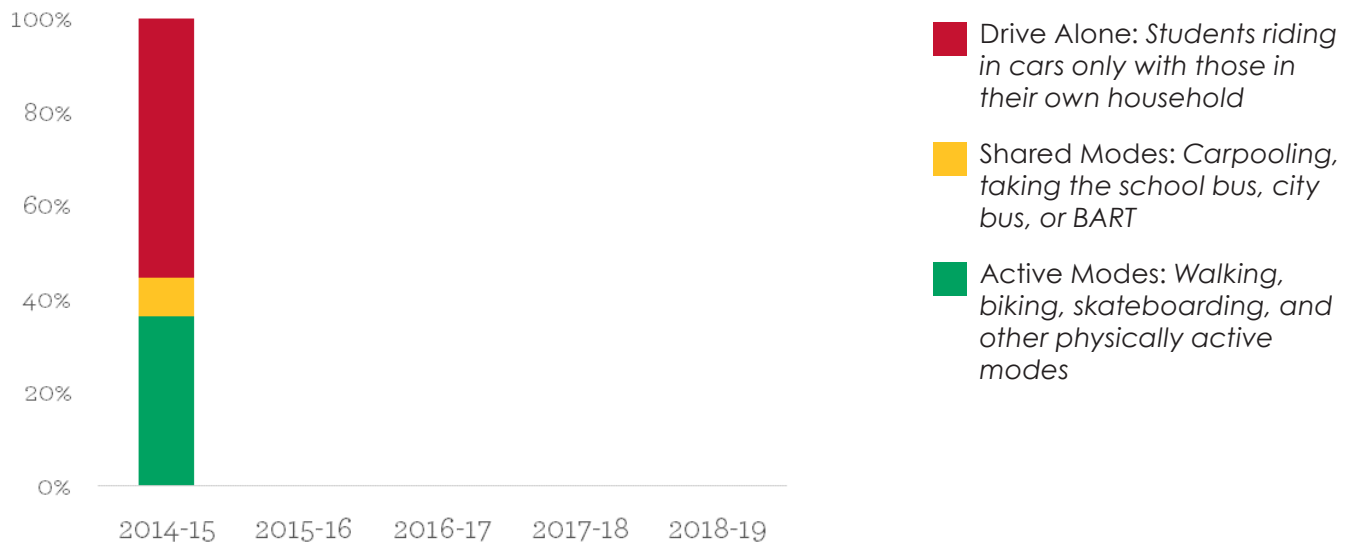


alamedacountysr2s.org info@alamedacountysr2s.org

The Alameda County Safe Routes to Schools Program is a program of the Alameda County Transportation Commission (alamedactc.org) and is funded with Alameda County's local sales tax Measure B, regional, state and federal funds.



Historic Mode Split



Changes in Travel Behavior

From 2013-14 to 2014-15

- 1% active transportation trips
- 2% shared trips
- 1% drive-alone trips

Top Parent/Caregiver Concerns

(2018-19)

- Insufficient data available



Wilson Elementary

San Leandro Unified School District



School Profile

Type: Elementary

Enrollment: 763

Charter School: No

Enrolled in Access Safe Routes Program: Not Enrolled

Site Assessment Completed: 2013*

School Champions: 1



Demographics

Title One School: Yes

94% of school population identifies as non-white or Hispanic

68% of students qualify for free/reduced-price meals

2019-2020 Activities

- International Walk and Roll to School Day
- Golden Sneaker Contest

2018-2019 Activities

- No Reported Activities

↑ BACK TO TOP

*To view completed Site Assessments visit
<https://alamedacountysr2s.org/our-program/school-safety-assessments>

Sources

NOTE: Due to the COVID-19 pandemic, the Alameda County SR2S Program was not able to collect student hand tallies for the 2019-2020 school year as planned.

Enrollment: California Department of Education. Enrollment by School 2019-20.

School Champions: SR2S Site Coordinator School Evaluation.

Title One: Reflects program eligibility based on the federal threshold of 40% of students who qualify for the Free and Reduced Lunch Program.

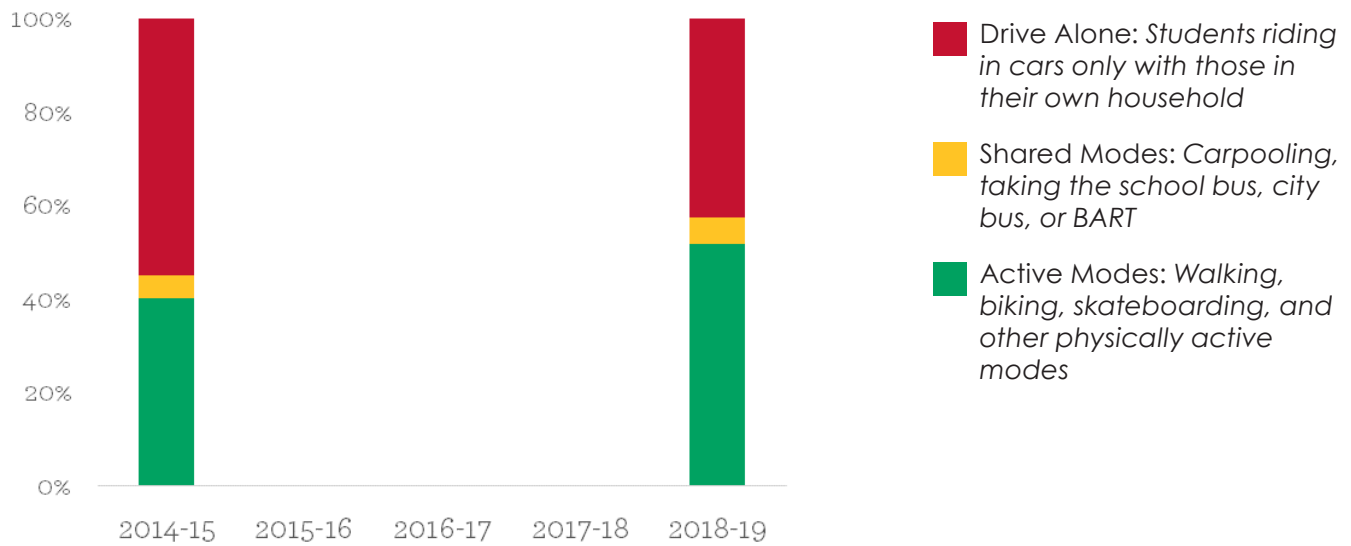
Non-white/Hispanic: California Department of Education. Enrollment by School 2019-20.

Free/Reduced-Price Meals: California Department of Education. Unduplicated Student Poverty-FRPM Data 2019-20.

Historic Mode Split and Changes in Travel Behavior: Student Hand Tallies



Historic Mode Split



Changes in Travel Behavior

From 2013-14 to 2014-15

#N/A active transportation trips

#N/A shared trips

#N/A drive-alone trips

Top Parent/Caregiver Concerns

(2018-19)

- Insufficient data available



San Lorenzo Unified School District

[↑ BACK TO TOP](#)



alamedacountysr2s.org info@alamedacountysr2s.org

The Alameda County Safe Routes to Schools Program is a program of the Alameda County Transportation Commission (alamedactc.org) and is funded with Alameda County's local sales tax Measure B, regional, state and federal funds.

Bay Elementary

San Lorenzo Unified School District



School Profile

Type: Elementary

Enrollment: 469

Charter School: No

Enrolled in Access Safe Routes Program: Not Enrolled

Site Assessment Completed: 2017*

School Champions: 0



Demographics

Title One School: Yes

91% of school population identifies as non-white or Hispanic

50% of students qualify for free/reduced-price meals

↑ BACK TO TOP

*To view completed Site Assessments visit
<https://alamedacountysr2s.org/our-program/school-safety-assessments>

Sources

NOTE: Due to the COVID-19 pandemic, the Alameda County SR2S Program was not able to collect student hand tallies for the 2019-2020 school year as planned.

Enrollment: California Department of Education. Enrollment by School 2019-20.

School Champions: SR2S Site Coordinator School Evaluation.

Title One: Reflects program eligibility based on the federal threshold of 40% of students who qualify for the Free and Reduced Lunch Program.

Non-white/Hispanic: California Department of Education. Enrollment by School 2019-20.

Free/Reduced-Price Meals: California Department of Education. Unduplicated Student Poverty-FRPM Data 2019-20.

Historic Mode Split and Changes in Travel Behavior: Student Hand Tallies



alamedacountysr2s.org info@alamedacountysr2s.org

2019-2020 Activities

- Bicycle Rodeo
- Alameda County BikeMobile Visit
- International Walk and Roll to School Day

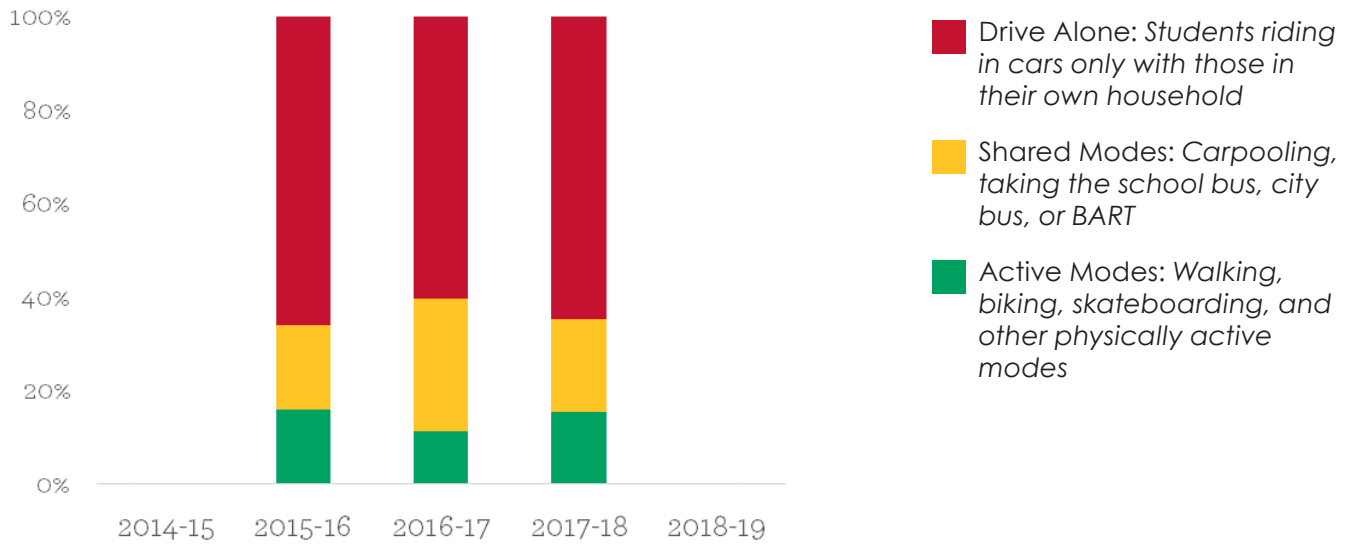
2018-2019 Activities

- International Walk and Roll to School Day



The Alameda County Safe Routes to Schools Program is a program of the Alameda County Transportation Commission (alamedactc.org) and is funded with Alameda County's local sales tax Measure B, regional, state and federal funds.

Historic Mode Split



Changes in Travel Behavior

From 2015-16 to 2017-18

- 1% active transportation trips
- 2% shared trips
- 1% drive-alone trips

Top Parent/Caregiver Concerns

(2018-19)

- Insufficient data available



Bohannon Middle

San Lorenzo Unified School District



School Profile

Type: Intermediate/Middle/Junior High

Enrollment: 773

Charter School: No

Enrolled in Access Safe Routes Program: Not Enrolled

Site Assessment Completed: 2017*

School Champions: 0



Demographics

Title One School: Yes

93% of school population identifies as non-white or Hispanic

67% of students qualify for free/reduced-price meals

↑ BACK TO TOP

*To view completed Site Assessments visit
<https://alamedacountysr2s.org/our-program/school-safety-assessments>

Sources

NOTE: Due to the COVID-19 pandemic, the Alameda County SR2S Program was not able to collect student hand tallies for the 2019-2020 school year as planned.

Enrollment: California Department of Education. Enrollment by School 2019-20.

School Champions: SR2S Site Coordinator School Evaluation.

Title One: Reflects program eligibility based on the federal threshold of 40% of students who qualify for the Free and Reduced Lunch Program.

Non-white/Hispanic: California Department of Education. Enrollment by School 2019-20.

Free/Reduced-Price Meals: California Department of Education. Unduplicated Student Poverty-FRPM Data 2019-20.

Historic Mode Split and Changes in Travel Behavior: Student Hand Tallies



2019-2020 Activities

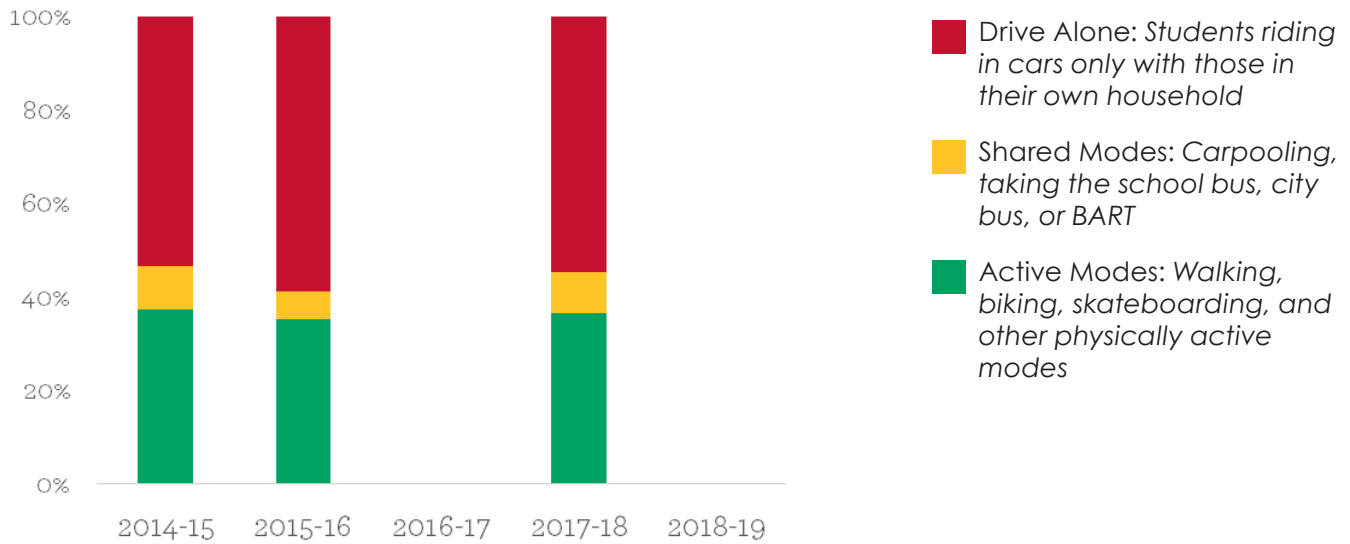
- Drive Your Bike
- Ongoing Walk and Roll Events

2018-2019 Activities

- Drive Your Bike
- Alameda County BikeMobile Visit



Historic Mode Split



Changes in Travel Behavior

From 2014-15 to 2017-18

- 1% active transportation trips
- 1% shared trips
- 1% drive-alone trips

Top Parent/Caregiver Concerns

(2018-19)

- Insufficient data available



Colonial Acres Elementary

San Lorenzo Unified School District



School Profile

Type: Elementary

Enrollment: 537

Charter School: No

Enrolled in Access Safe Routes Program: Not Enrolled

Site Assessment Completed: 2017*

School Champions: 0



Demographics

Title One School: Yes

96% of school population identifies as non-white or Hispanic

74% of students qualify for free/reduced-price meals

2019-2020 Activities

- International Walk and Roll to School Day
- Golden Sneaker Contest

2018-2019 Activities

- International Walk and Roll to School Day
- Golden Sneaker Contest

↑ BACK TO TOP

*To view completed Site Assessments visit
<https://alamedacountysr2s.org/our-program/school-safety-assessments>

Sources

NOTE: Due to the COVID-19 pandemic, the Alameda County SR2S Program was not able to collect student hand tallies for the 2019-2020 school year as planned.

Enrollment: California Department of Education. Enrollment by School 2019-20.

School Champions: SR2S Site Coordinator School Evaluation.

Title One: Reflects program eligibility based on the federal threshold of 40% of students who qualify for the Free and Reduced Lunch Program.

Non-white/Hispanic: California Department of Education. Enrollment by School 2019-20.

Free/Reduced-Price Meals: California Department of Education. Unduplicated Student Poverty-FRPM Data 2019-20.

Historic Mode Split and Changes in Travel Behavior: Student Hand Tallies

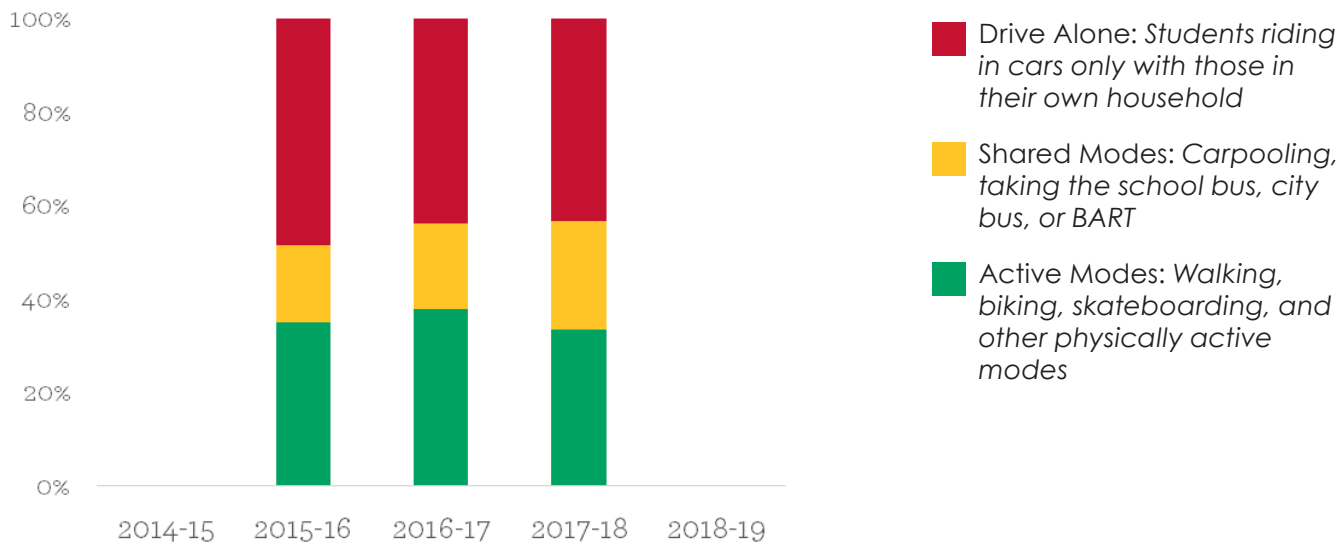


alamedacountysr2s.org info@alamedacountysr2s.org



The Alameda County Safe Routes to Schools Program is a program of the Alameda County Transportation Commission (alamedactc.org) and is funded with Alameda County's local sales tax Measure B, regional, state and federal funds.

Historic Mode Split



Changes in Travel Behavior

From 2015-16 to 2017-18

- 1% active transportation trips
- 7% shared trips
- 5% drive-alone trips

Top Parent/Caregiver Concerns

(2018-19)

- Insufficient data available



Corvallis Elementary

San Lorenzo Unified School District



School Profile

Type: Elementary

Enrollment: 434

Charter School: No

Enrolled in Access Safe Routes Program: Not Enrolled

Site Assessment Completed: 2018*

School Champions: 1



Demographics

Title One School: Yes

92% of school population identifies as non-white or Hispanic

63% of students qualify for free/reduced-price meals

2019-2020 Activities

- No Reported Activities

2018-2019 Activities

- Rock the Block Assembly
- Bike Rodeo

↑ BACK TO TOP

*To view completed Site Assessments visit
<https://alamedacountysr2s.org/our-program/school-safety-assessments>

Sources

NOTE: Due to the COVID-19 pandemic, the Alameda County SR2S Program was not able to collect student hand tallies for the 2019-2020 school year as planned.

Enrollment: California Department of Education. Enrollment by School 2019-20.

School Champions: SR2S Site Coordinator School Evaluation.

Title One: Reflects program eligibility based on the federal threshold of 40% of students who qualify for the Free and Reduced Lunch Program.

Non-white/Hispanic: California Department of Education. Enrollment by School 2019-20.

Free/Reduced-Price Meals: California Department of Education. Unduplicated Student Poverty-FRPM Data 2019-20.

Historic Mode Split and Changes in Travel Behavior: Student Hand Tallies

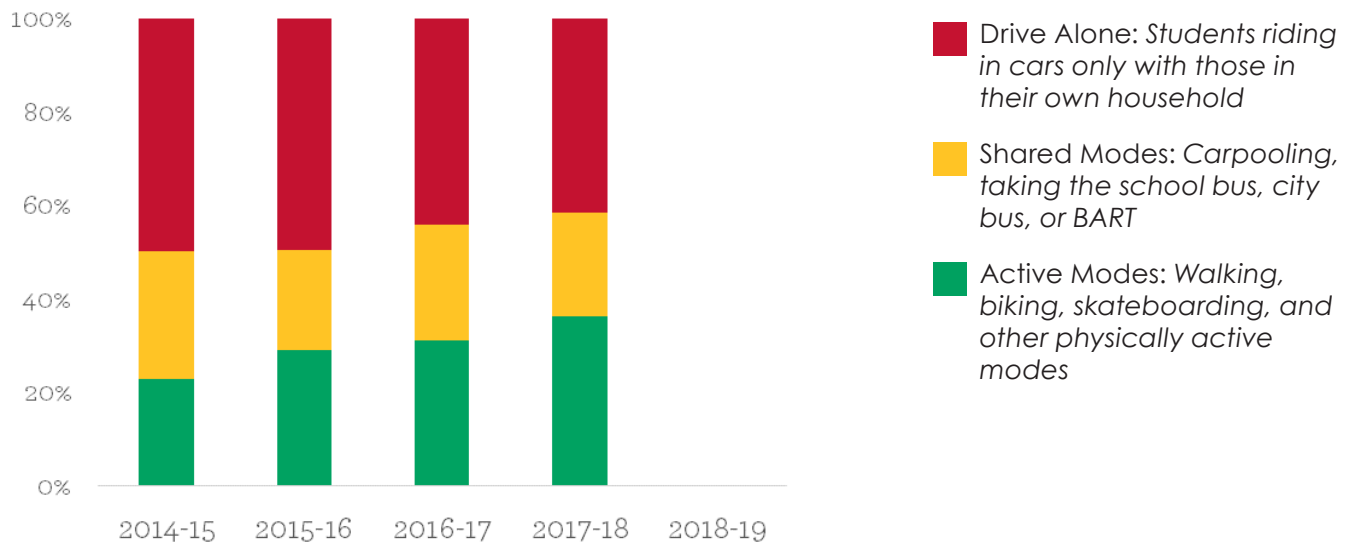


alamedacountysr2s.org info@alamedacountysr2s.org



The Alameda County Safe Routes to Schools Program is a program of the Alameda County Transportation Commission (alamedactc.org) and is funded with Alameda County's local sales tax Measure B, regional, state and federal funds.

Historic Mode Split



Changes in Travel Behavior

From 2013-14 to 2017-18

8% active transportation trips

0% shared trips

-8% drive-alone trips

Top Parent/Caregiver Concerns

(2018-19)

- Insufficient data available

[↑ BACK TO TOP](#)



Dayton Elementary

San Lorenzo Unified School District



School Profile

Type: Elementary

Enrollment: 434

Charter School: No

Enrolled in Access Safe Routes Program: Not Enrolled

Site Assessment Completed: 2018*

School Champions: 1



Demographics

Title One School: Yes

93% of school population identifies as non-white or Hispanic

60% of students qualify for free/reduced-price meals

2019-2020 Activities

- Alameda County BikeMobile Visit
- International Walk and Roll to School Day
- Golden Sneaker Contest

2018-2019 Activities

- Alameda County BikeMobile Visit
- International Walk and Roll to School Day
- Golden Sneaker Contest

↑ BACK TO TOP

*To view completed Site Assessments visit
<https://alamedacountysr2s.org/our-program/school-safety-assessments>

Sources

NOTE: Due to the COVID-19 pandemic, the Alameda County SR2S Program was not able to collect student hand tallies for the 2019-2020 school year as planned.

Enrollment: California Department of Education. Enrollment by School 2019-20.

School Champions: SR2S Site Coordinator School Evaluation.

Title One: Reflects program eligibility based on the federal threshold of 40% of students who qualify for the Free and Reduced Lunch Program.

Non-white/Hispanic: California Department of Education. Enrollment by School 2019-20.

Free/Reduced-Price Meals: California Department of Education. Unduplicated Student Poverty-FRPM Data 2019-20.

Historic Mode Split and Changes in Travel Behavior: Student Hand Tallies



alamedacountysr2s.org info@alamedacountysr2s.org



The Alameda County Safe Routes to Schools Program is a program of the Alameda County Transportation Commission (alamedactc.org) and is funded with Alameda County's local sales tax Measure B, regional, state and federal funds.

Historic Mode Split



- Drive Alone: Students riding in cars only with those in their own household
- Shared Modes: Carpooling, taking the school bus, city bus, or BART
- Active Modes: Walking, biking, skateboarding, and other physically active modes

Changes in Travel Behavior

From 2013-14 to 2013-14

N/A active transportation trips

N/A shared trips

N/A drive-alone trips

Top Parent/Caregiver Concerns

(2018-19)

- Insufficient data available

[↑ BACK TO TOP](#)



Edendale Middle

San Lorenzo Unified School District



School Profile

Type: Intermediate/Middle/Junior High

Enrollment: 621

Charter School: No

Enrolled in Access Safe Routes Program: Not Enrolled

Site Assessment Completed: 2017*

School Champions: 0



Demographics

Title One School: Yes

96% of school population identifies as non-white or Hispanic

80% of students qualify for free/reduced-price meals

↑ BACK TO TOP

*To view completed Site Assessments visit
<https://alamedacountysr2s.org/our-program/school-safety-assessments>

Sources

NOTE: Due to the COVID-19 pandemic, the Alameda County SR2S Program was not able to collect student hand tallies for the 2019-2020 school year as planned.

Enrollment: California Department of Education. Enrollment by School 2019-20.

School Champions: SR2S Site Coordinator School Evaluation.

Title One: Reflects program eligibility based on the federal threshold of 40% of students who qualify for the Free and Reduced Lunch Program.

Non-white/Hispanic: California Department of Education. Enrollment by School 2019-20.

Free/Reduced-Price Meals: California Department of Education. Unduplicated Student Poverty-FRPM Data 2019-20.

Historic Mode Split and Changes in Travel Behavior: Student Hand Tallies



alamedacountysr2s.org info@alamedacountysr2s.org

2019-2020 Activities

- International Walk and Roll to School Day

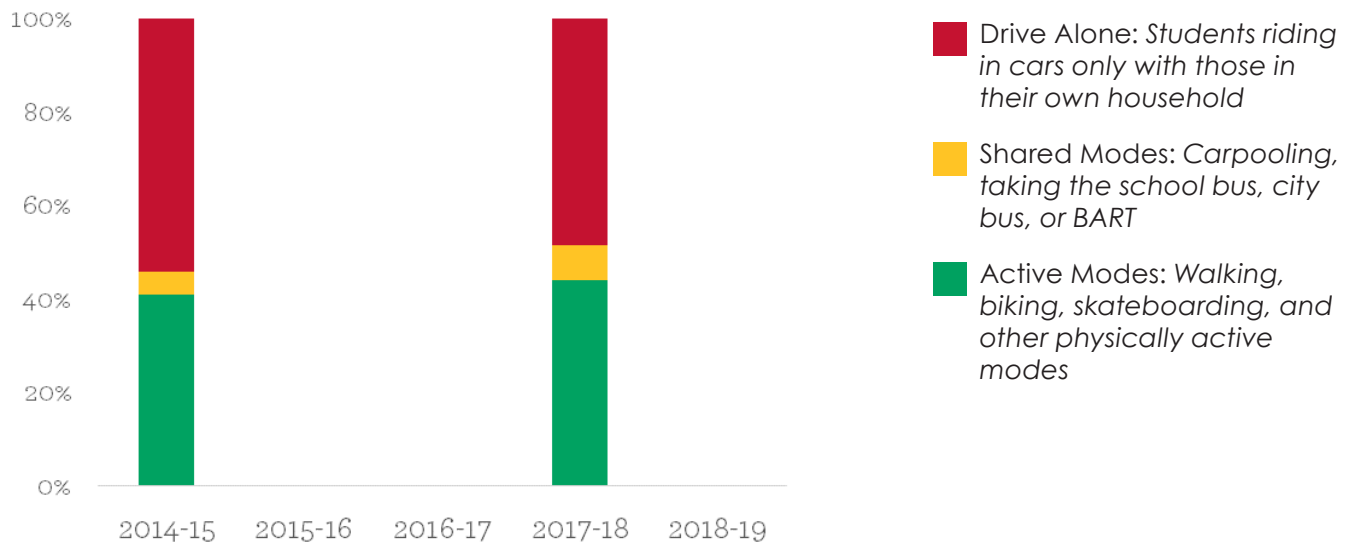
2018-2019 Activities

- Bike to School Day



The Alameda County Safe Routes to Schools Program is a program of the Alameda County Transportation Commission (alamedactc.org) and is funded with Alameda County's local sales tax Measure B, regional, state and federal funds.

Historic Mode Split



Changes in Travel Behavior

From 2013-14 to 2017-18

- 11% active transportation trips
- 3% shared trips
- 7% drive-alone trips

Top Parent/Caregiver Concerns

(2018-19)

- Insufficient data available



Hesperian Elementary

San Lorenzo Unified School District



School Profile

Type: Elementary

Enrollment: 510

Charter School: No

Enrolled in Access Safe Routes Program: Not Enrolled

Site Assessment Completed: 2017*

School Champions: 1



Demographics

Title One School: Yes

94% of school population identifies as non-white or Hispanic

75% of students qualify for free/reduced-price meals

2019-2020 Activities

- No Reported Activities

2018-2019 Activities

- No Reported Activities

↑ BACK TO TOP

*To view completed Site Assessments visit
<https://alamedacountysr2s.org/our-program/school-safety-assessments>

Sources

NOTE: Due to the COVID-19 pandemic, the Alameda County SR2S Program was not able to collect student hand tallies for the 2019-2020 school year as planned.

Enrollment: California Department of Education. Enrollment by School 2019-20.

School Champions: SR2S Site Coordinator School Evaluation.

Title One: Reflects program eligibility based on the federal threshold of 40% of students who qualify for the Free and Reduced Lunch Program.

Non-white/Hispanic: California Department of Education. Enrollment by School 2019-20.

Free/Reduced-Price Meals: California Department of Education. Unduplicated Student Poverty-FRPM Data 2019-20.

Historic Mode Split and Changes in Travel Behavior: Student Hand Tallies

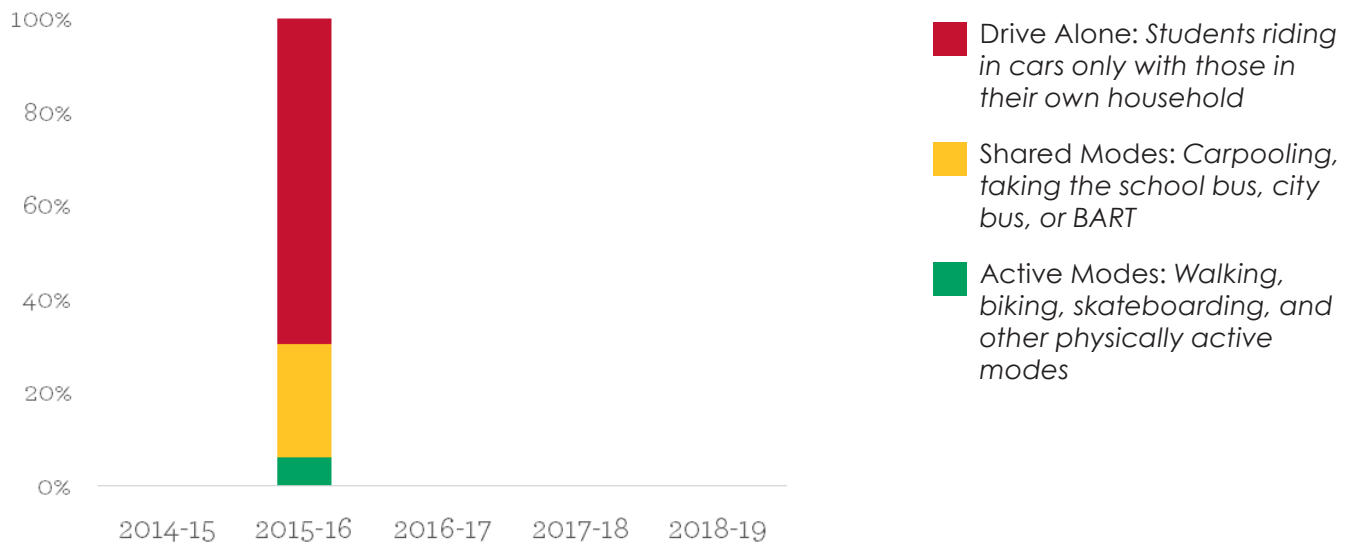


alamedacountysr2s.org info@alamedacountysr2s.org



The Alameda County Safe Routes to Schools Program is a program of the Alameda County Transportation Commission (alamedactc.org) and is funded with Alameda County's local sales tax Measure B, regional, state and federal funds.

Historic Mode Split



Changes in Travel Behavior

From 2015-16 to 2015-16

N/A active transportation trips

N/A shared trips

N/A drive-alone trips

Top Parent/Caregiver Concerns

(2018-19)

- Insufficient data available

[↑ BACK TO TOP](#)



Hillside Elementary

San Lorenzo Unified School District



School Profile

Type: Elementary

Enrollment: 439

Charter School: No

Enrolled in Access Safe Routes Program: Not Enrolled

Site Assessment Completed: 2017*

School Champions: 0



Demographics

Title One School: Yes

95% of school population identifies as non-white or Hispanic

81% of students qualify for free/reduced-price meals

2019-2020 Activities

- International Walk and Roll to School Day

2018-2019 Activities

- Alameda County BikeMobile Visit

↑ BACK TO TOP

*To view completed Site Assessments visit
<https://alamedacountysr2s.org/our-program/school-safety-assessments>

Sources

NOTE: Due to the COVID-19 pandemic, the Alameda County SR2S Program was not able to collect student hand tallies for the 2019-2020 school year as planned.

Enrollment: California Department of Education. Enrollment by School 2019-20.

School Champions: SR2S Site Coordinator School Evaluation.

Title One: Reflects program eligibility based on the federal threshold of 40% of students who qualify for the Free and Reduced Lunch Program.

Non-white/Hispanic: California Department of Education. Enrollment by School 2019-20.

Free/Reduced-Price Meals: California Department of Education. Unduplicated Student Poverty-FRPM Data 2019-20.

Historic Mode Split and Changes in Travel Behavior: Student Hand Tallies

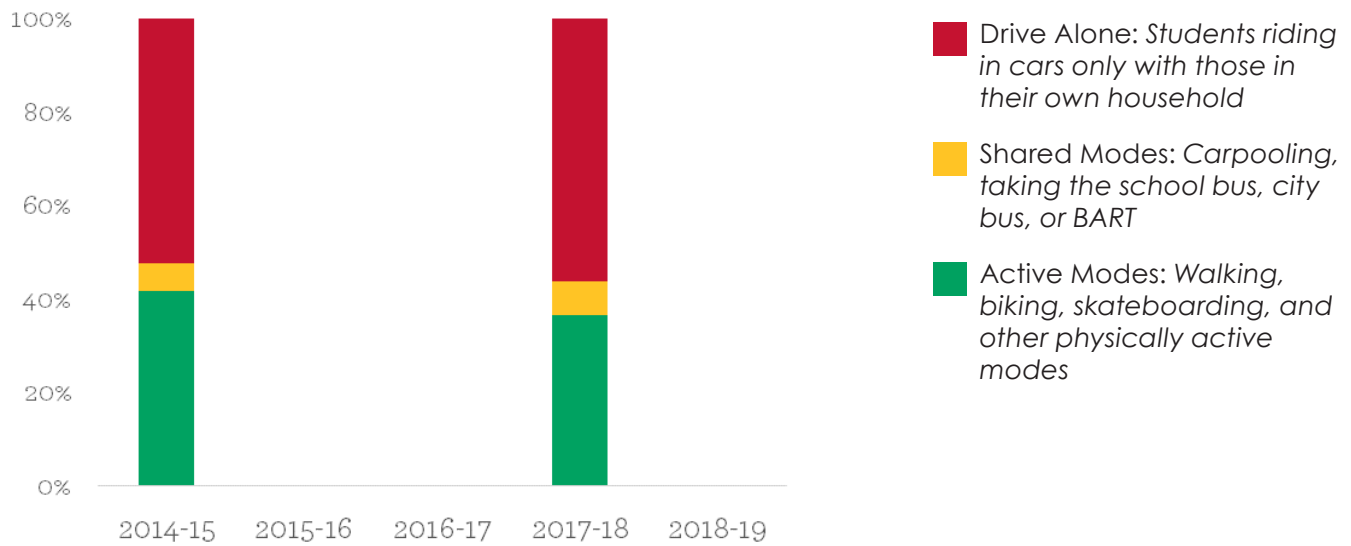


alamedacountysr2s.org info@alamedacountysr2s.org



The Alameda County Safe Routes to Schools Program is a program of the Alameda County Transportation Commission (alamedactc.org) and is funded with Alameda County's local sales tax Measure B, regional, state and federal funds.

Historic Mode Split



Changes in Travel Behavior

From 2014-15 to 2017-18

- 5% active transportation trips
- 1% shared trips
- 4% drive-alone trips

Top Parent/Caregiver Concerns

(2018-19)

- Insufficient data available



Lorenzo Manor Elementary

San Lorenzo Unified School District



School Profile

Type: Elementary

Enrollment: 542

Charter School: No

Enrolled in Access Safe Routes Program: Not Enrolled

Site Assessment Completed: 2017*

School Champions: 0



Demographics

Title One School: Yes

95% of school population identifies as non-white or Hispanic

71% of students qualify for free/reduced-price meals

↑ BACK TO TOP

*To view completed Site Assessments visit
<https://alamedacountysr2s.org/our-program/school-safety-assessments>

Sources

NOTE: Due to the COVID-19 pandemic, the Alameda County SR2S Program was not able to collect student hand tallies for the 2019-2020 school year as planned.

Enrollment: California Department of Education. Enrollment by School 2019-20.

School Champions: SR2S Site Coordinator School Evaluation.

Title One: Reflects program eligibility based on the federal threshold of 40% of students who qualify for the Free and Reduced Lunch Program.

Non-white/Hispanic: California Department of Education. Enrollment by School 2019-20.

Free/Reduced-Price Meals: California Department of Education. Unduplicated Student Poverty-FRPM Data 2019-20.

Historic Mode Split and Changes in Travel Behavior: Student Hand Tallies



2019-2020 Activities

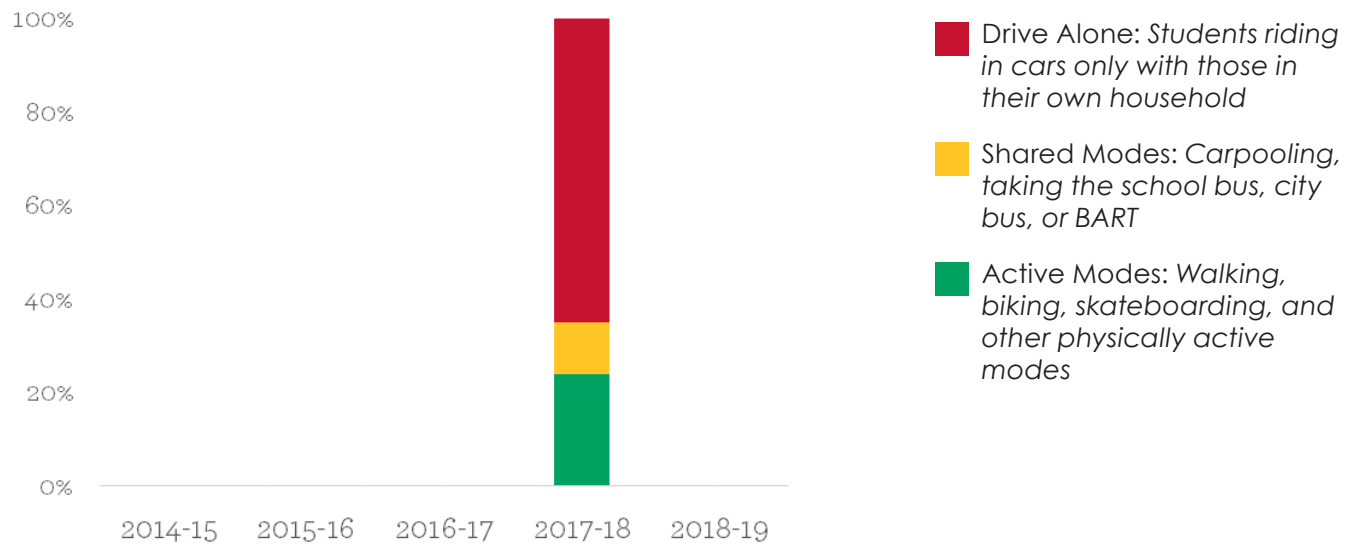
- No Reported Activities

2018-2019 Activities

- No Reported Activities



Historic Mode Split



Changes in Travel Behavior

From 2013-14 to 2017-18

- 11% active transportation trips
- 4% shared trips
- 7% drive-alone trips

Top Parent/Caregiver Concerns

(2018-19)

- Insufficient data available



San Lorenzo High

San Lorenzo Unified School District



School Profile

Type: High School

Enrollment: 1334

Charter School: No

Enrolled in Access Safe Routes Program: Not Enrolled

Site Assessment Completed: 2017*

School Champions: 1



Demographics

Title One School: Yes

96% of school population identifies as non-white or Hispanic

67% of students qualify for free/reduced-price meals

2019-2020 Activities

- No Reported Activities

2018-2019 Activities

- No Reported Activities

↑ BACK TO TOP

*To view completed Site Assessments visit
<https://alamedacountysr2s.org/our-program/school-safety-assessments>

Sources

NOTE: Due to the COVID-19 pandemic, the Alameda County SR2S Program was not able to collect student hand tallies for the 2019-2020 school year as planned.

Enrollment: California Department of Education. Enrollment by School 2019-20.

School Champions: SR2S Site Coordinator School Evaluation.

Title One: Reflects program eligibility based on the federal threshold of 40% of students who qualify for the Free and Reduced Lunch Program.

Non-white/Hispanic: California Department of Education. Enrollment by School 2019-20.

Free/Reduced-Price Meals: California Department of Education. Unduplicated Student Poverty-FRPM Data 2019-20.

Historic Mode Split and Changes in Travel Behavior: Student Hand Tallies



alamedacountysr2s.org info@alamedacountysr2s.org



The Alameda County Safe Routes to Schools Program is a program of the Alameda County Transportation Commission (alamedactc.org) and is funded with Alameda County's local sales tax Measure B, regional, state and federal funds.

Historic Mode Split



- Drive Alone: Students riding in cars only with those in their own household
- Shared Modes: Carpooling, taking the school bus, city bus, or BART
- Active Modes: Walking, biking, skateboarding, and other physically active modes

Changes in Travel Behavior

From N/A to N/A

N/A active transportation trips

N/A shared trips

N/A drive-alone trips

Top Parent/Caregiver Concerns

(2018-19)

- Insufficient data available



Washington Manor Middle

San Lorenzo Unified School District



School Profile

Type: Intermediate/Middle/Junior High

Enrollment: 726

Charter School: No

Enrolled in Access Safe Routes Program: Not Enrolled

Site Assessment Completed: 2019*

School Champions: 1



Demographics

Title One School: Yes

90% of school population identifies as non-white or Hispanic

50% of students qualify for free/reduced-price meals

2019-2020 Activities

- International Walk and Roll to School Day
- Golden Sneaker Contest

2018-2019 Activities

- Alameda County BikeMobile Visit
- International Walk and Roll to School Day
- Golden Sneaker Contest

↑ BACK TO TOP

*To view completed Site Assessments visit
<https://alamedacountysr2s.org/our-program/school-safety-assessments>

Sources

NOTE: Due to the COVID-19 pandemic, the Alameda County SR2S Program was not able to collect student hand tallies for the 2019-2020 school year as planned.

Enrollment: California Department of Education. Enrollment by School 2019-20.

School Champions: SR2S Site Coordinator School Evaluation.

Title One: Reflects program eligibility based on the federal threshold of 40% of students who qualify for the Free and Reduced Lunch Program.

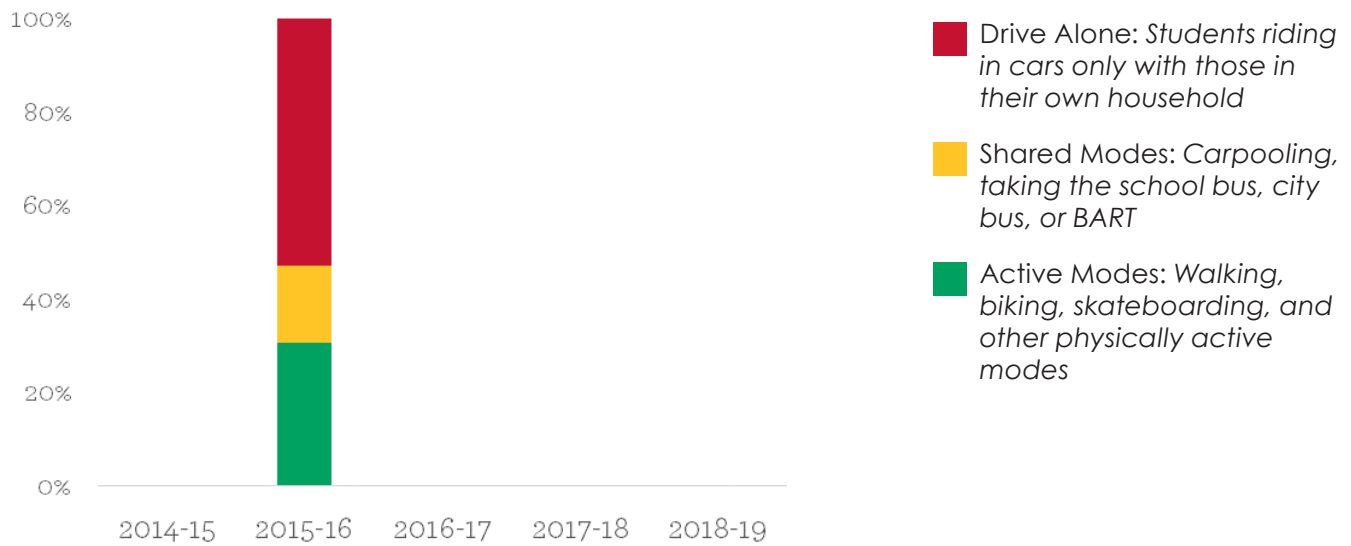
Non-white/Hispanic: California Department of Education. Enrollment by School 2019-20.

Free/Reduced-Price Meals: California Department of Education. Unduplicated Student Poverty-FRPM Data 2019-20.

Historic Mode Split and Changes in Travel Behavior: Student Hand Tallies



Historic Mode Split



Changes in Travel Behavior

From 2015-16 to 2015-16

N/A active transportation trips

N/A shared trips

N/A drive-alone trips

Top Parent/Caregiver Concerns

(2018-19)

- Insufficient data available

