

# Alameda County Office of Education



## District Profile

District Enrollment: 3,594<sup>1</sup>

Schools Enrolled in the Alameda County SR2S Program: 18%

Enrolled in Access Safe Routes Program: 2

School Safety Assessments Completed to Date: 2<sup>2</sup>

SR2S Task Force: None

Task Force Meeting Participants: 0

School Champions: 2



## Demographics of Enrolled Schools

100% of schools are Title One

99% of school population identifies as non-white or Hispanic

83% of students qualify for free/reduced-price meals

### Enrolled Schools

- Community School for Creative Education
- Cox Academy



<sup>1</sup> District-wide student enrollment from California Department of Education. Enrollment by School 2018-19

<sup>2</sup> Alameda County SR2S Program SSAs can be downloaded at this site: <https://alamedacountysr2s.org/our-program/school-safety-assessments/>



## 2018-2019 Mode Split



- Drive Alone: Students riding in cars only with those in their own household
- Shared Modes: Carpooling, taking the school bus, city bus, or BART
- Active Modes: Walking, biking, skateboarding, and other physically active modes

Source: 2018-2019 Student Hand Tallies. 2019-20 Hand Tallies were canceled due to the COVID-19 pandemic.

## 2019-2020 Activities at Participating Schools

- Alameda County BikeMobile Visit
- International Walk and Roll to School Day
- Golden Sneaker Contest



# Alameda Unified School District



## District Profile

District Enrollment: 11,248<sup>1</sup>

Schools Enrolled in the Alameda County SR2S Program: 85%

Enrolled in Access Safe Routes Program: 3

School Safety Assessments Completed to Date: 7<sup>2</sup>

SR2S Task Force: Alameda

Task Force Meeting Participants: 13

School Champions: 22



## Demographics of Enrolled Schools

41% of schools are Title One

71% of school population identifies as non-white or Hispanic

28% of students qualify for free/reduced-price meals

## Enrolled Schools

- Alameda High
- Amelia Earhart Elementary
- Bay Farm
- Edison Elementary
- Encinal Junior/Senior High
- Frank Otis Elementary
- Franklin Elementary (Alameda)
- Island High (Continuation)
- Lincoln Middle
- Love Elementary (Formerly Henry Haight Elementary)
- Maya Lin
- Nea Community Learning Center
- Ruby Bridges Elementary
- The Academy of Alameda Elementary
- The Academy of Alameda Middle
- Will C. Wood Middle
- William G. Paden Elementary

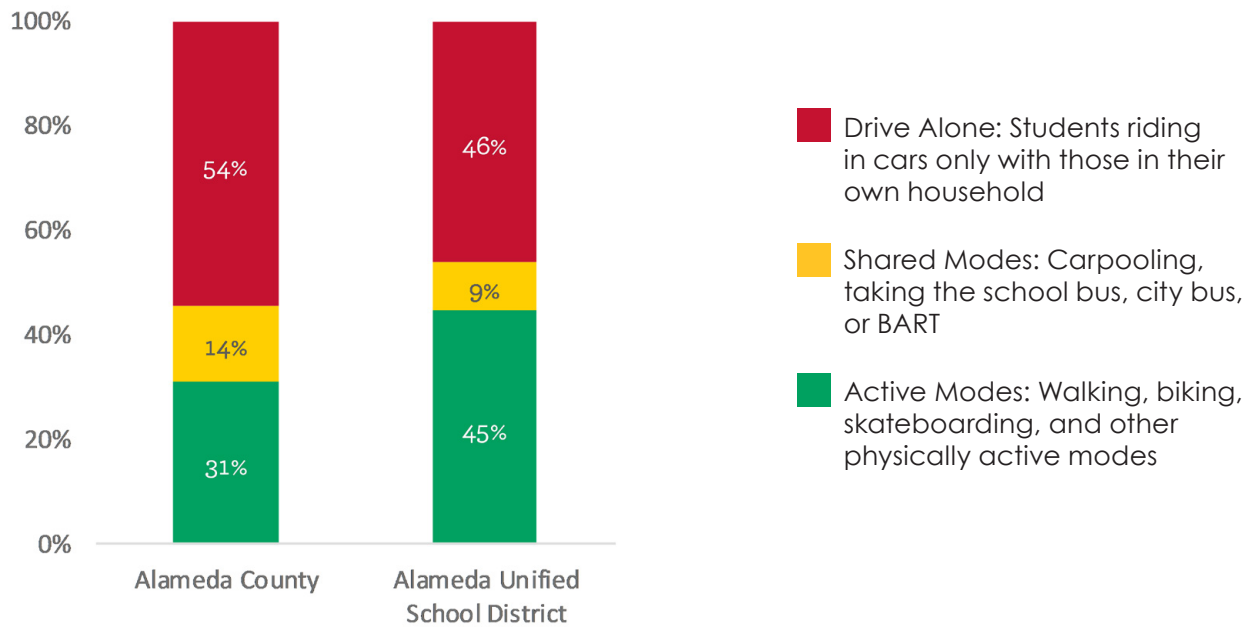


<sup>1</sup> District-wide student enrollment from California Department of Education. Enrollment by School 2018-19

<sup>2</sup> Alameda County SR2S Program SSAs can be downloaded at this site: <https://alamedacountysr2s.org/our-program/school-safety-assessments/>



## 2018-2019 Mode Split



Source: 2018-2019 Student Hand Tallies. 2019-20 Hand Tallies were canceled due to the COVID-19 pandemic.

## 2019-2020 Activities at Participating Schools

- Walking School Bus
- Bike Train
- Bicycle Rodeo
- Drive Your Bike
- Alameda County BikeMobile Visit
- International Walk and Roll to School Day
- Golden Sneaker Contest
- Ongoing Walk and Roll Events

# Albany City Unified School District



## District Profile

District Enrollment: 3,575<sup>1</sup>

Schools Enrolled in the Alameda County SR2S Program: 83%

Enrolled in Access Safe Routes Program: 0

School Safety Assessments Completed to Date: 4<sup>2</sup>

SR2S Task Force: Albany

Task Force Meeting Participants: 4

School Champions: 6



## Demographics of Enrolled Schools

0% of schools are Title One

70% of school population identifies as non-white or Hispanic

18% of students qualify for free/reduced-price meals

## Enrolled Schools

- Albany High
- Albany Middle
- Cornell Elementary
- Marin Elementary
- Ocean View Elementary

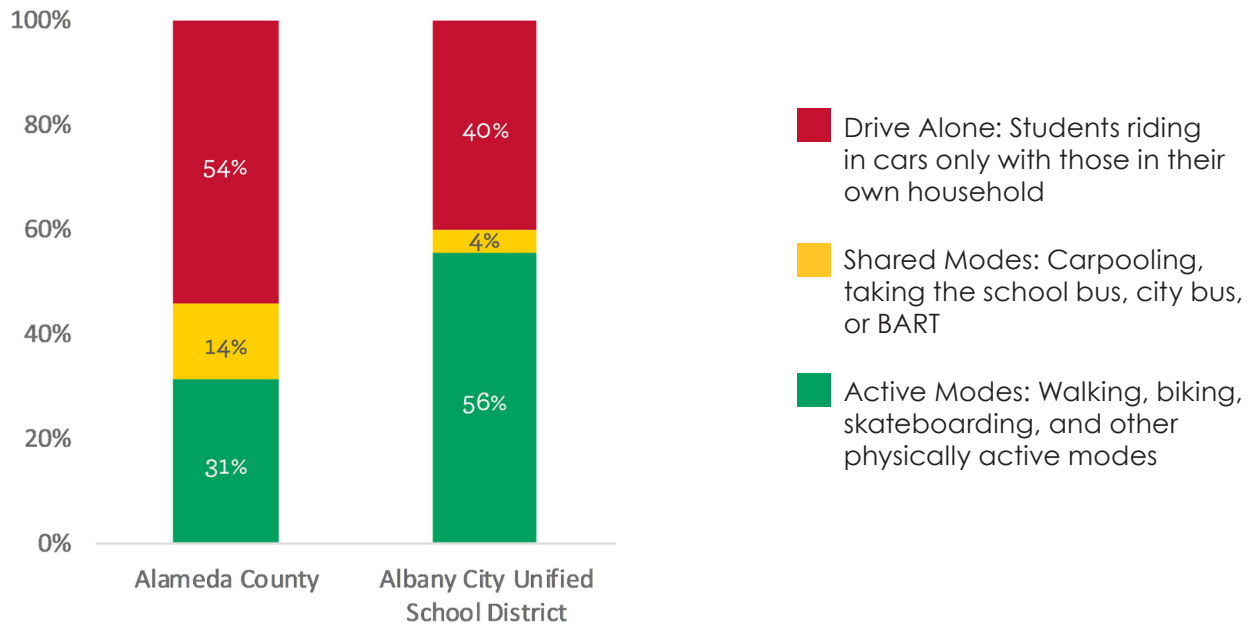


<sup>1</sup> District-wide student enrollment from California Department of Education. Enrollment by School 2018-19

<sup>2</sup> Alameda County SR2S Program SSAs can be downloaded at this site: <https://alamedacountysr2s.org/our-program/school-safety-assessments/>



## 2018-2019 Mode Split



Source: 2018-2019 Student Hand Tallies. 2019-20 Hand Tallies were canceled due to the COVID-19 pandemic.

## 2019-2020 Activities at Participating Schools

- Walking School Bus
- Bike Train
- Alameda County BikeMobile Visit
- International Walk and Roll to School Day
- Golden Sneaker Contest
- Ongoing Walk and Roll Events



# Berkeley Unified School District



## District Profile

District Enrollment: 9,801<sup>1</sup>

Schools Enrolled in the Alameda County SR2S Program: 94%

Enrolled in Access Safe Routes Program: 0

School Safety Assessments Completed to Date: 12<sup>2</sup>

SR2S Task Force: Berkeley

Task Force Meeting Participants: 12

School Champions: 22



## Demographics of Enrolled Schools

7% of schools are Title One

59% of school population identifies as non-white or Hispanic

27% of students qualify for free/reduced-price meals

## Enrolled Schools

- Berkeley Arts Magnet at Whittier
- Berkeley High
- Cragmont Elementary
- Emerson Elementary (Berkeley)
- Jefferson Elementary (Berkeley)
- John Muir Elementary
- Longfellow Arts and Technology Middle
- Malcolm X Elementary
- Martin Luther King, Jr. Middle (Berkeley)
- Oxford Elementary
- Rosa Parks Environmental Science
- Sylvia Mendez Elementary (formerly LeConte Elementary)
- Thousand Oaks Elementary
- Washington Elementary (Berkeley)
- Willard Middle

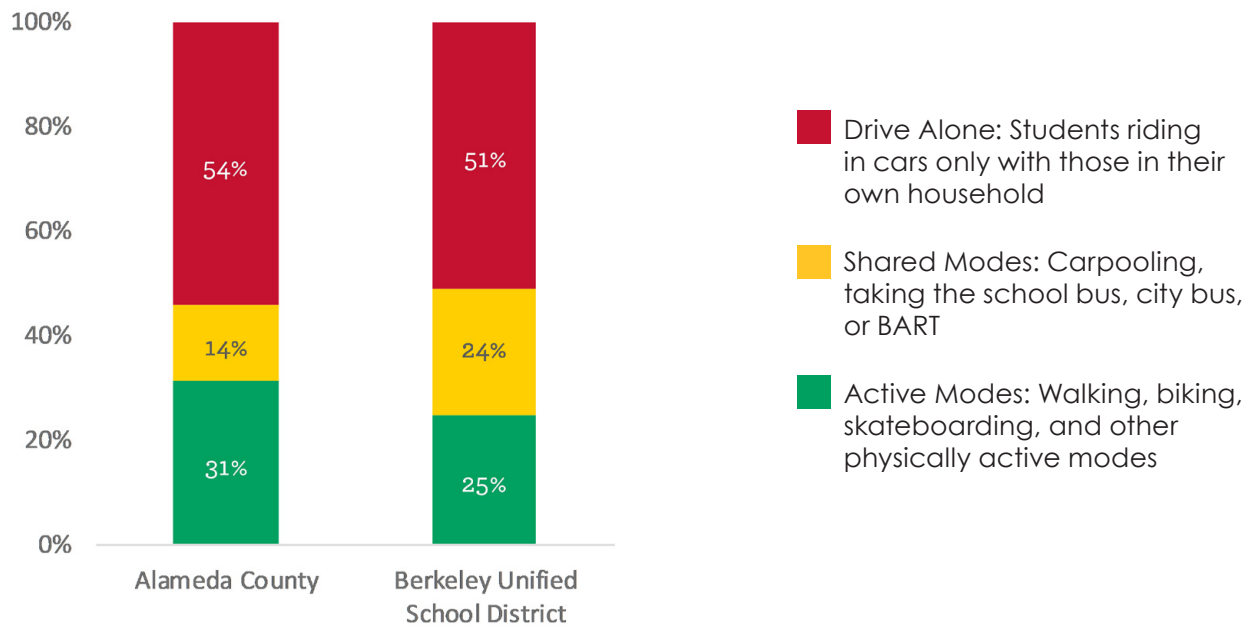


<sup>1</sup> District-wide student enrollment from California Department of Education. Enrollment by School 2018-19

<sup>2</sup> Alameda County SR2S Program SSAs can be downloaded at this site: <https://alamedacountysr2s.org/our-program/school-safety-assessments/>



## 2018-2019 Mode Split



Source: 2018-2019 Student Hand Tallies. 2019-20 Hand Tallies were canceled due to the COVID-19 pandemic.

## 2019-2020 Activities at Participating Schools

- Pedestrian Rodeo
- Bike Train
- Alameda County BikeMobile Visit
- International Walk and Roll to School Day
- Golden Sneaker Contest
- Ongoing Walk and Roll Events





# Castro Valley Unified School District



## District Profile

District Enrollment: 9,254<sup>1</sup>

Schools Enrolled in the Alameda County SR2S Program: 92%

Enrolled in Access Safe Routes Program: 0

School Safety Assessments Completed to Date: 12<sup>2</sup>

SR2S Task Force: Central

Task Force Meeting Participants: 7

School Champions: 7



## Demographics of Enrolled Schools

8% of schools are Title One

74% of school population identifies as non-white or Hispanic

22% of students qualify for free/reduced-price meals

## Enrolled Schools

- Canyon Middle
- Castro Valley Elementary
- Castro Valley High
- Chabot Elementary (Castro Valley)
- Creekside Middle
- Independent Elementary
- Jensen Ranch Elementary
- Marshall Elementary
- Palomares Elementary
- Proctor Elementary
- Stanton Elementary
- Vannoy Elementary

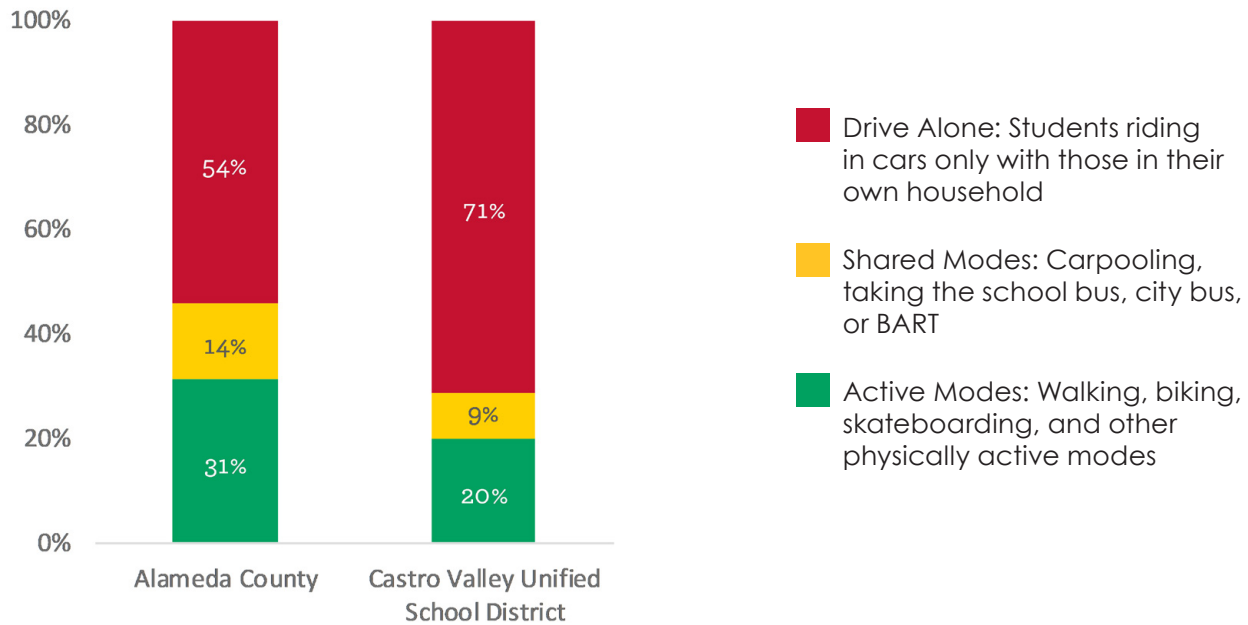


<sup>1</sup> District-wide student enrollment from California Department of Education. Enrollment by School 2018-19

<sup>2</sup> Alameda County SR2S Program SSAs can be downloaded at this site: <https://alamedacountysr2s.org/our-program/school-safety-assessments/>



## 2018-2019 Mode Split



Source: 2018-2019 Student Hand Tallies. 2019-20 Hand Tallies were canceled due to the COVID-19 pandemic.

## 2019-2020 Activities at Participating Schools

- Walking School Bus
- Drive Your Bike
- Alameda County BikeMobile Visit
- Cocoa for Carpools
- International Walk and Roll to School Day
- Golden Sneaker Contest
- Ongoing Walk and Roll Events



# Dublin Unified School District



## District Profile

District Enrollment: 12,497<sup>1</sup>

Schools Enrolled in the Alameda County SR2S Program: 92%

Enrolled in Access Safe Routes Program: 0

School Safety Assessments Completed to Date: 10<sup>2</sup>

SR2S Task Force: Tri-Valley

Task Force Meeting Participants: 16

School Champions: 16



## Demographics of Enrolled Schools

0% of schools are Title One

82% of school population identifies as non-white or Hispanic

8% of students qualify for free/reduced-price meals

## Enrolled Schools

- Cottonwood Creek
- Dublin Elementary
- Dublin High
- Eleanor Murray Fallon
- Frederiksen Elementary
- Harold William Kolb
- J. M. Amador Elementary
- James Dougherty Elementary
- John Green Elementary
- Murray Elementary
- Wells Middle

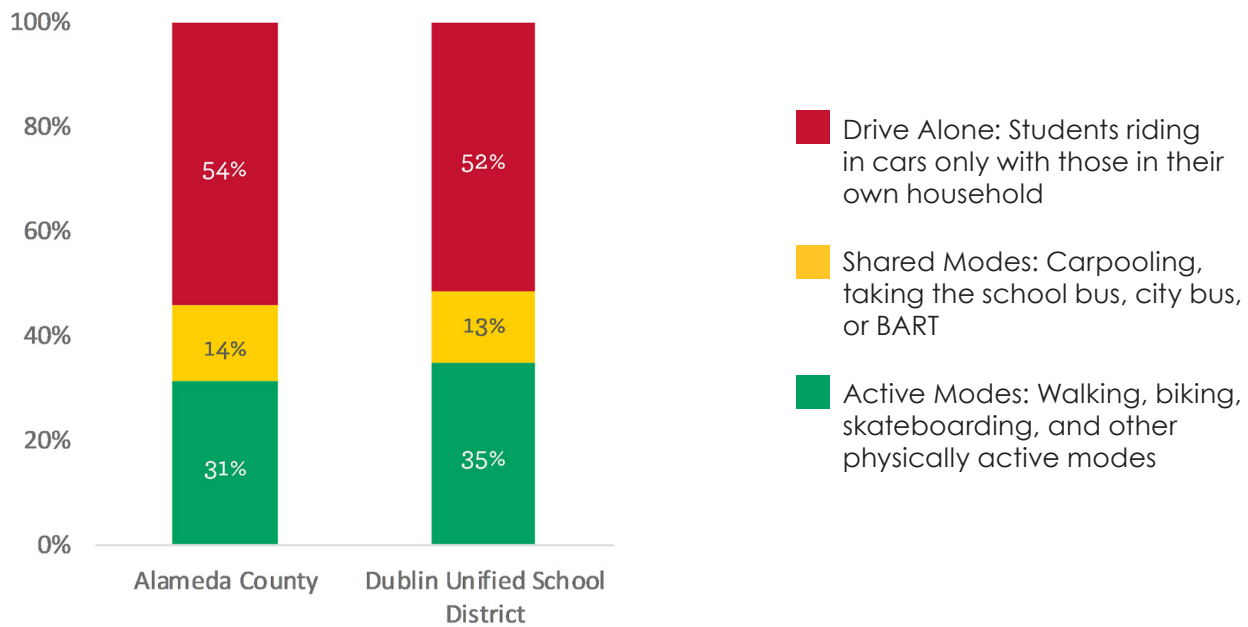


<sup>1</sup> District-wide student enrollment from California Department of Education. Enrollment by School 2018-19

<sup>2</sup> Alameda County SR2S Program SSAs can be downloaded at this site: <https://alamedacountysr2s.org/our-program/school-safety-assessments/>



## 2018-2019 Mode Split



Source: 2018-2019 Student Hand Tallies. 2019-20 Hand Tallies were canceled due to the COVID-19 pandemic.

## 2019-2020 Activities at Participating Schools

- Pedestrian Rodeo
- Walking School Bus
- Bicycle Rodeo
- Alameda County BikeMobile Visit
- Cocoa for Carpools
- International Walk and Roll to School Day
- Golden Sneaker Contest
- Ongoing Walk and Roll Events

# Emery Unified School District



## District Profile

District Enrollment: 721<sup>1</sup>

Schools Enrolled in the Alameda County SR2S Program: 50%

Enrolled in Access Safe Routes Program: 0

School Safety Assessments Completed to Date: 0<sup>2</sup>

SR2S Task Force: None

Task Force Meeting Participants: 0

School Champions: 1



## Demographics of Enrolled Schools

100% of schools are Title One

90% of school population identifies as non-white or Hispanic

72% of students qualify for free/reduced-price meals

### Enrolled Schools

- Anna Yates Elementary



<sup>1</sup> District-wide student enrollment from California Department of Education. Enrollment by School 2018-19

<sup>2</sup> Alameda County SR2S Program SSAs can be downloaded at this site: <https://alamedacountysr2s.org/our-program/school-safety-assessments/>



## 2018-2019 Mode Split



- Drive Alone: Students riding in cars only with those in their own household
- Shared Modes: Carpooling, taking the school bus, city bus, or BART
- Active Modes: Walking, biking, skateboarding, and other physically active modes

Source: 2018-2019 Student Hand Tallies. 2019-20 Hand Tallies were canceled due to the COVID-19 pandemic.

## 2019-2020 Activities at Participating Schools

- International Walk and Roll to School Day
- Golden Sneaker Contest

# Fremont Unified School District



## District Profile

District Enrollment: 34,960<sup>1</sup>

Schools Enrolled in the Alameda County SR2S Program: 70%

Enrolled in Access Safe Routes Program: 5

School Safety Assessments Completed to Date: 27<sup>2</sup>

SR2S Task Force: Fremont

Task Force Meeting Participants: 14

School Champions: 20



## Demographics of Enrolled Schools

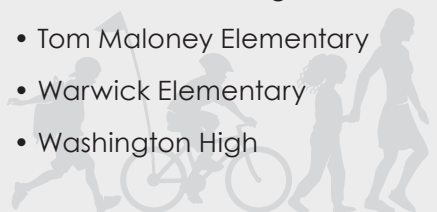
14% of schools are Title One

90% of school population identifies as non-white or Hispanic

20% of students qualify for free/reduced-price meals

## Enrolled Schools

- American High
- Ardenwood Elementary
- Brier Elementary
- Brookvale Elementary
- Cabrillo Elementary
- Centerville Junior High
- E. M. Grimmer Elementary
- Forest Park Elementary
- Fred E. Weibel Elementary
- G. M. Walters Junior High
- Harvey Green Elementary
- Irvington High
- J. Haley Durham Elementary
- James Leitch Elementary
- John Blacow Elementary
- John G. Mattos Elementary
- Joseph Azeveda Elementary
- Joshua Chadbourne Elementary
- Mission Valley Elementary
- Niles Elementary
- O. N. Hirsch Elementary
- Oliveira Elementary
- Parkmont Elementary
- Patterson Elementary
- Thornton Junior High
- Tom Maloney Elementary
- Warwick Elementary
- Washington High

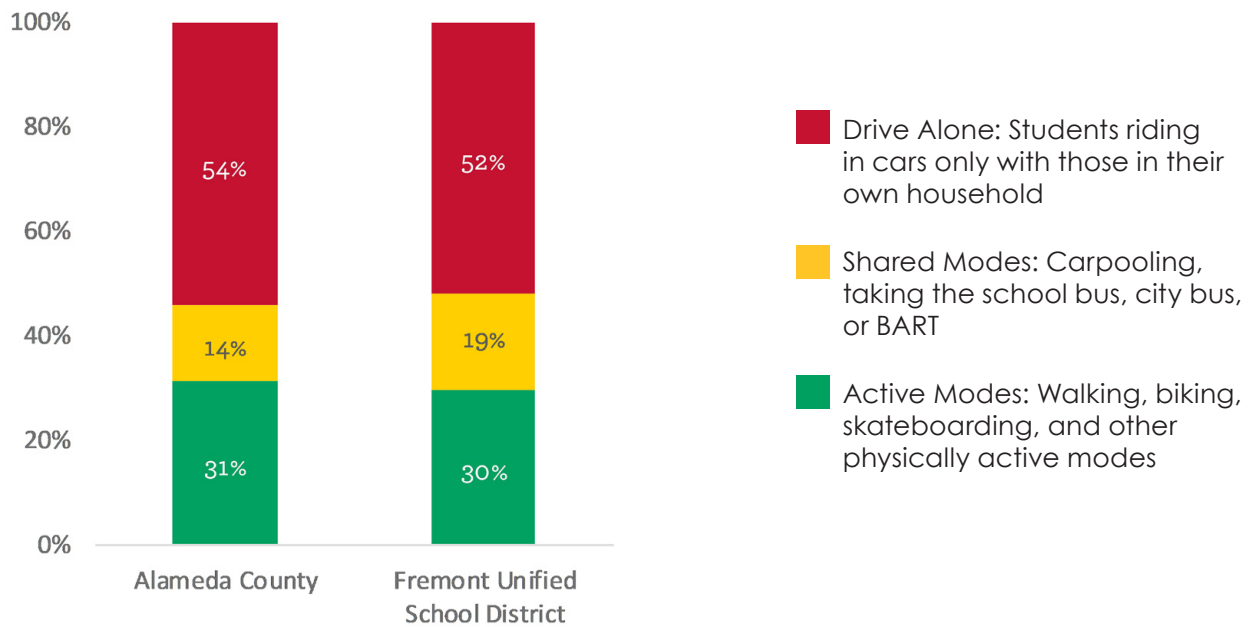


<sup>1</sup> District-wide student enrollment from California Department of Education. Enrollment by School 2018-19

<sup>2</sup> Alameda County SR2S Program SSAs can be downloaded at this site: <https://alamedacountysr2s.org/our-program/school-safety-assessments/>



## 2018-2019 Mode Split



Source: 2018-2019 Student Hand Tallies. 2019-20 Hand Tallies were canceled due to the COVID-19 pandemic.

## 2019-2020 Activities at Participating Schools

- Walking School Bus
- Bike Train
- Drive Your Bike
- Alameda County BikeMobile Visit
- Cocoa for Carpools
- International Walk and Roll to School Day
- Golden Sneaker Contest
- Ongoing Walk and Roll Events



# Hayward Unified School District



## District Profile

District Enrollment: 22,207<sup>1</sup>

Schools Enrolled in the Alameda County SR2S Program: 63%

Enrolled in Access Safe Routes Program: 6

School Safety Assessments Completed to Date: 17<sup>2</sup>

SR2S Task Force: Central

Task Force Meeting Participants: 4

School Champions: 24



## Demographics of Enrolled Schools

95% of schools are Title One

96% of school population identifies as non-white or Hispanic

71% of students qualify for free/reduced-price meals

## Enrolled Schools

- Anthony W. Ochoa Middle
- Bowman Elementary
- Bret Harte Middle (Hayward)
- Burbank Elementary
- Cesar Chavez Middle (Hayward)
- Cherryland Elementary
- East Avenue Elementary
- Fairview Elementary
- Faith Ringgold School of Arts and Science
- Golden Oak Montessori of Hayward
- Harder Elementary
- Impact Academy of Arts & Technology
- Lorin A. Eden Elementary
- Martin Luther King, Jr. Middle (Hayward)
- Park Elementary
- Schafer Park Elementary
- Southgate Elementary
- Strobridge Elementary
- Tennyson High
- Treeview Elementary
- Tyrrell Elementary
- Winton Middle

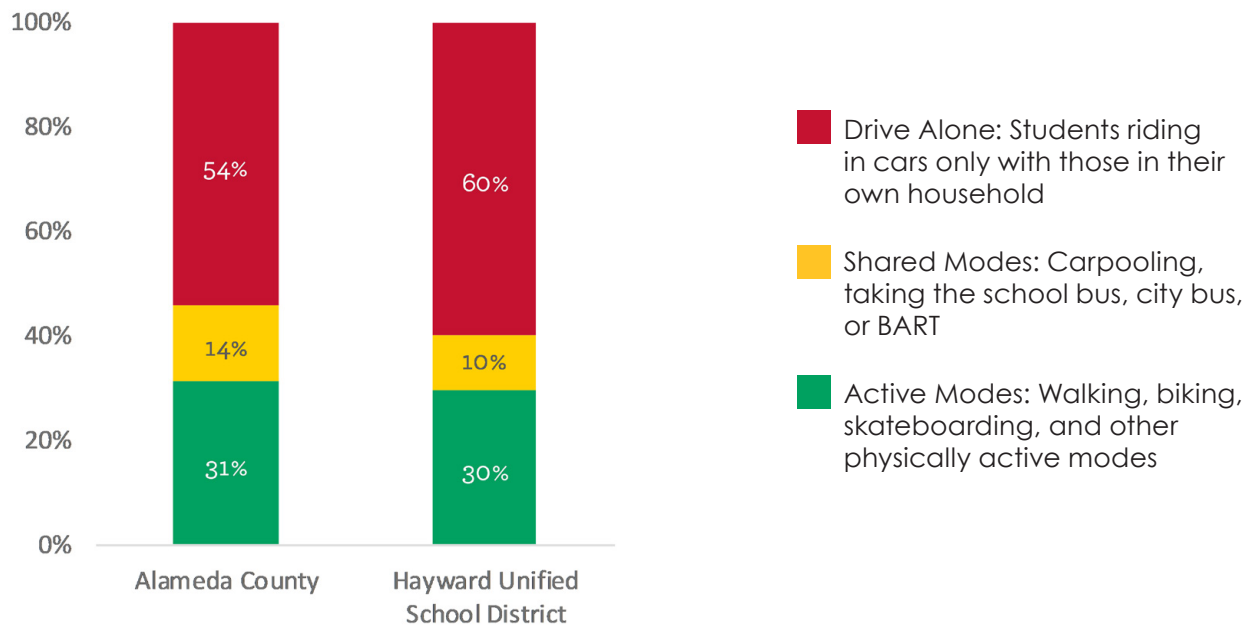


<sup>1</sup> District-wide student enrollment from California Department of Education. Enrollment by School 2018-19

<sup>2</sup> Alameda County SR2S Program SSAs can be downloaded at this site: <https://alamedacountysr2s.org/our-program/school-safety-assessments/>



## 2018-2019 Mode Split



Source: 2018-2019 Student Hand Tallies. 2019-20 Hand Tallies were canceled due to the COVID-19 pandemic.

## 2019-2020 Activities at Participating Schools

- Pedestrian Rodeo
- Walking School Bus
- Bike Train
- Bicycle Rodeo
- Drive Your Bike
- Alameda County BikeMobile Visit
- Cocoa for Carpools
- International Walk and Roll to School Day
- Golden Sneaker Contest
- Ongoing Walk and Roll Events



# Livermore Valley Joint Unified School District



## District Profile

District Enrollment: 13,704<sup>1</sup>

Schools Enrolled in the Alameda County SR2S Program: 89%

Enrolled in Access Safe Routes Program: 2

School Safety Assessments Completed to Date: 10<sup>2</sup>

SR2S Task Force: Tri-Valley

Task Force Meeting Participants: 5

School Champions: 16



## Demographics of Enrolled Schools

19% of schools are Title One

54% of school population identifies as non-white or Hispanic

24% of students qualify for free/reduced-price meals

## Enrolled Schools

- Altamont Creek Elementary
- Andrew N. Christensen Middle
- Arroyo Seco Elementary
- Del Valle Continuation High
- East Avenue Middle
- Emma C. Smith Elementary
- Granada High
- Jackson Avenue Elementary
- Joe Michell
- Junction K-8
- Lawrence Elementary (formerly Portola Elementary)
- Livermore High
- Marilyn Avenue Elementary
- Rancho Las Positas Elementary
- Sunset Elementary
- William Mendenhall Middle

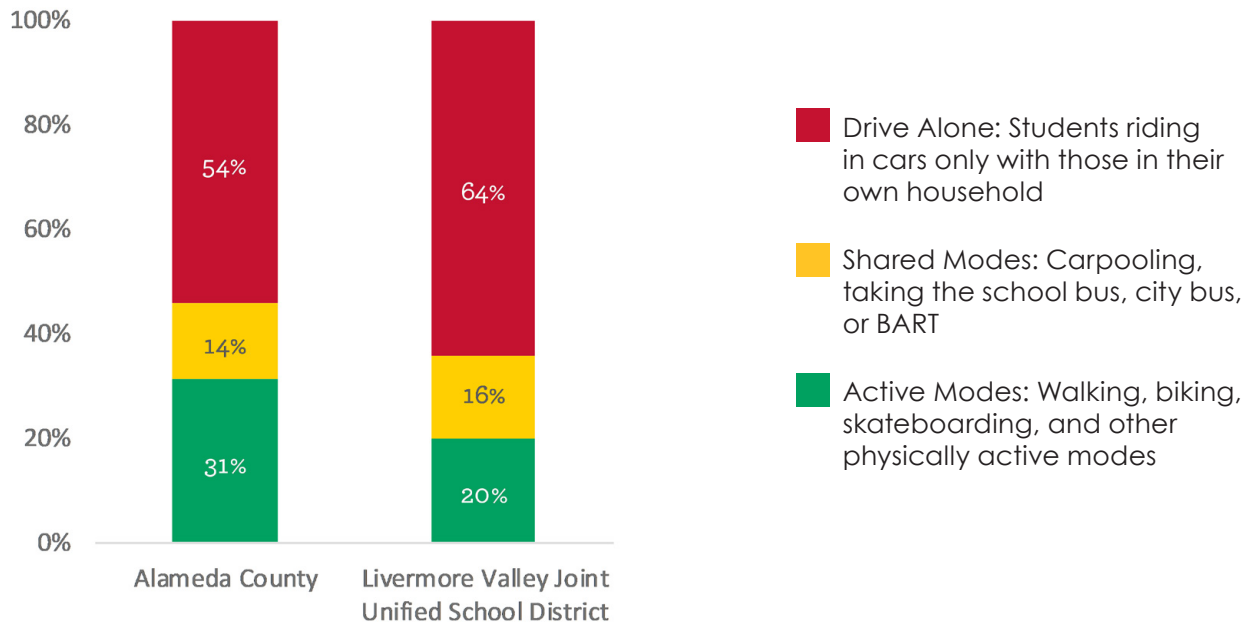


<sup>1</sup> District-wide student enrollment from California Department of Education. Enrollment by School 2018-19

<sup>2</sup> Alameda County SR2S Program SSAs can be downloaded at this site: <https://alamedacountysr2s.org/our-program/school-safety-assessments/>



## 2018-2019 Mode Split



Source: 2018-2019 Student Hand Tallies. 2019-20 Hand Tallies were canceled due to the COVID-19 pandemic.

## 2019-2020 Activities at Participating Schools

- Pedestrian Rodeo
- Walking School Bus
- Bicycle Rodeo
- Drive Your Bike
- Alameda County BikeMobile Visit
- International Walk and Roll to School Day
- Golden Sneaker Contest
- Ongoing Walk and Roll Events



# New Haven Unified School District



NEW HAVEN UNIFIED  
SCHOOL DISTRICT



## District Profile

District Enrollment: 10,786<sup>1</sup>

Schools Enrolled in the Alameda County SR2S Program: 91%

Enrolled in Access Safe Routes Program: 1

School Safety Assessments Completed to Date: 8<sup>2</sup>

SR2S Task Force: Newark/New Haven

Task Force Meeting Participants: 6

School Champions: 7



## Demographics of Enrolled Schools

60% of schools are Title One

94% of school population identifies as non-white or Hispanic

44% of students qualify for free/reduced-price meals

## Enrolled Schools

- Alvarado Elementary
- Cesar Chavez Middle (Union City)
- Conley-Caraballo High
- Delaine Eastin Elementary
- Guy Jr. Emanuele Elementary
- Itliong-Vera Cruz Middle
- James Logan High
- Pioneer Elementary
- Searles Elementary
- Tom Kitayama Elementary

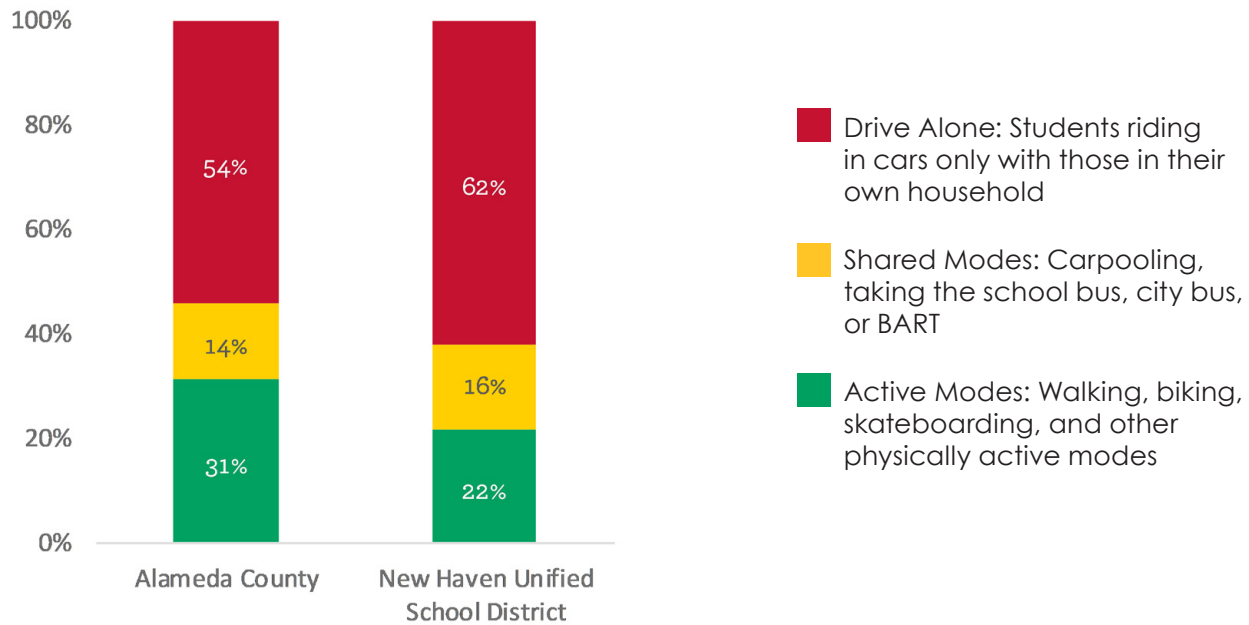


<sup>1</sup> District-wide student enrollment from California Department of Education. Enrollment by School 2018-19

<sup>2</sup> Alameda County SR2S Program SSAs can be downloaded at this site: <https://alamedacountysr2s.org/our-program/school-safety-assessments/>



## 2018-2019 Mode Split



Source: 2018-2019 Student Hand Tallies. 2019-20 Hand Tallies were canceled due to the COVID-19 pandemic.

## 2019-2020 Activities at Participating Schools

- Pedestrian Rodeo
- Walking School Bus
- Drive Your Bike
- Alameda County BikeMobile Visit
- International Walk and Roll to School Day
- Golden Sneaker Contest
- Ongoing Walk and Roll Events

# Newark Unified School District



## District Profile

District Enrollment: 5,660<sup>1</sup>

Schools Enrolled in the Alameda County SR2S Program: 50%

Enrolled in Access Safe Routes Program: 2

School Safety Assessments Completed to Date: 4<sup>2</sup>

SR2S Task Force: Newark/New Haven

Task Force Meeting Participants: 1

School Champions: 8



## Demographics of Enrolled Schools

83% of schools are Title One

89% of school population identifies as non-white or Hispanic

51% of students qualify for free/reduced-price meals

## Enrolled Schools

- August Schilling Elementary
- E. L. Musick Elementary
- James A. Graham Elementary
- John F. Kennedy Elementary
- Lincoln Elementary (Newark)
- Newark Junior High

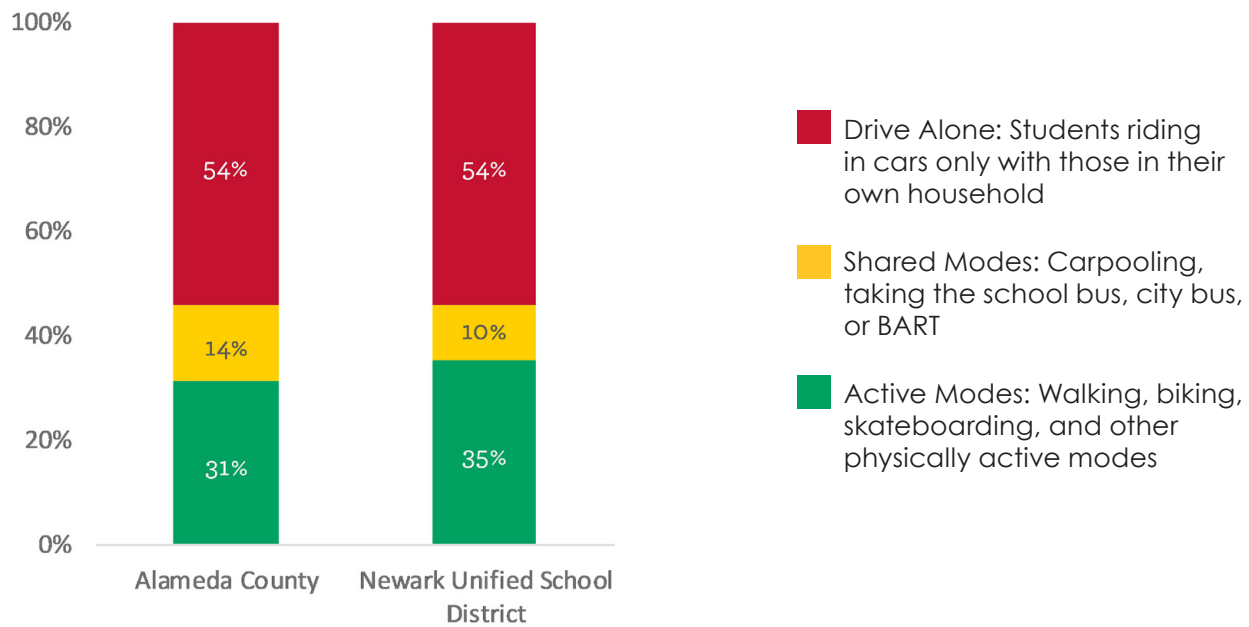


<sup>1</sup> District-wide student enrollment from California Department of Education. Enrollment by School 2018-19

<sup>2</sup> Alameda County SR2S Program SSAs can be downloaded at this site: <https://alamedacountysr2s.org/our-program/school-safety-assessments/>



## 2018-2019 Mode Split



Source: 2018-2019 Student Hand Tallies. 2019-20 Hand Tallies were canceled due to the COVID-19 pandemic.

## 2019-2020 Activities at Participating Schools

- Pedestrian Rodeo
- International Walk and Roll to School Day
- Golden Sneaker Contest
- Ongoing Walk and Roll Events





# Oakland Unified School District



**OAKLAND UNIFIED  
SCHOOL DISTRICT**  
Community Schools, Thriving Students



## District Profile

District Enrollment: 48,025<sup>1</sup>

Schools Enrolled in the Alameda County SR2S Program: 65%

Enrolled in Access Safe Routes Program: 5

School Safety Assessments Completed to Date: 44<sup>2</sup>

SR2S Task Force: Oakland

Task Force Meeting Participants: 37

School Champions: 52



## Demographics of Enrolled Schools

86% of schools are Title One

88% of school population identifies as non-white or Hispanic

71% of students qualify for free/reduced-price meals

<sup>1</sup> District-wide student enrollment from California Department of Education. Enrollment by School 2018-19

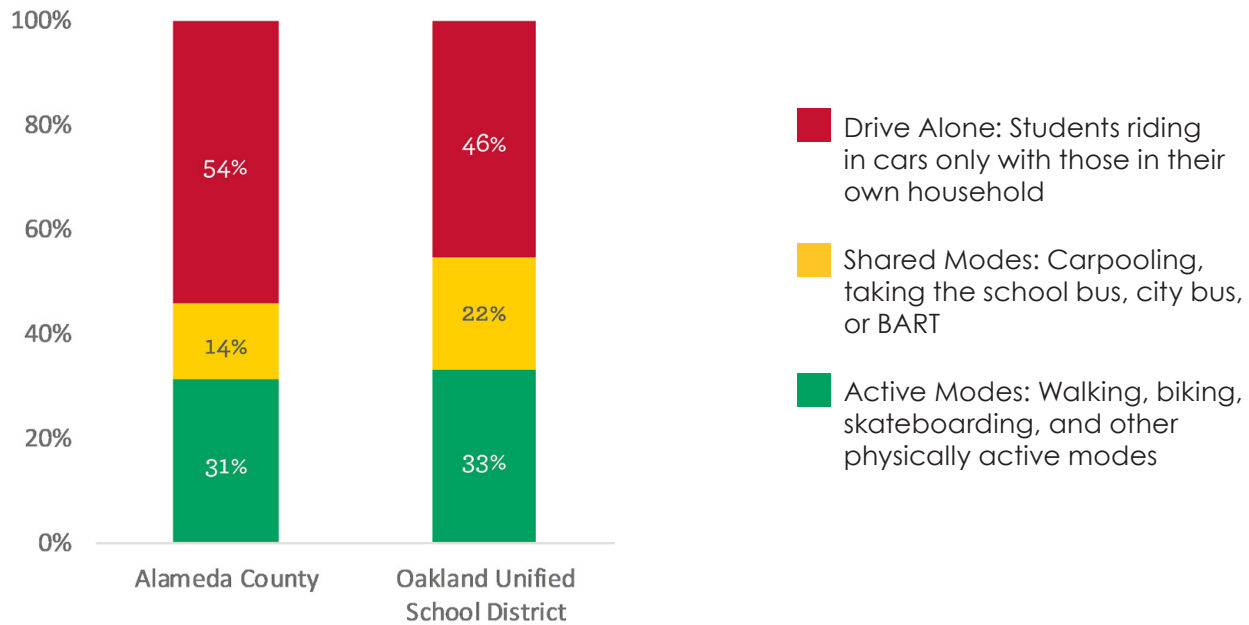
<sup>2</sup> Alameda County SR2S Program SSAs can be downloaded at this site: <https://alamedacountysr2s.org/our-program/school-safety-assessments/>



## Enrolled Schools

- Achieve Academy
- ACORN Woodland Elementary
- Allendale Elementary
- ARISE High
- ASCEND
- Aspire College Academy
- Bella Vista Elementary
- Bret Harte Middle (Oakland)
- Bridges Academy
- Brookfield Elementary
- Burckhalter Elementary
- Castlemont High
- Claremont Middle
- Community United & Futures Elementary (formerly Community United Elementary)
- Conservatory of Vocal/Instrumental Arts High
- Crocker Highlands Elementary
- Dewey Academy
- East Bay Innovation Academy
- East Oakland Pride Elementary
- Edna Brewer Middle
- Emerson Elementary (Oakland)
- EnCompass Academy Elementary
- Esperanza Elementary
- Franklin Elementary (Oakland)
- Fred T. Korematsu Discovery Academy
- Fremont High
- Frick Middle
- Garfield Elementary (Oakland)
- Glenview Elementary
- Global Family
- Grass Valley Elementary
- Greenleaf Elementary
- Hillcrest Elementary
- Hoover Elementary
- International Community
- Kaiser Elementary
- KIPP Bridge Academy
- La Escuelita Elementary
- Laurel Elementary
- Learning Without Limits
- LIFE Academy
- Lighthouse Community Charter
- Lincoln Elementary (Oakland)
- Madison Park Academy 6-12 (formerly Madison Middle)
- Madison Park Academy TK-5 (formerly Sobrante Park Elementary; MPA Primary)
- Manzanita Community
- Manzanita SEED Elementary
- Markham Elementary
- Martin Luther King, Jr. Elementary
- McClymonds High
- Montclair Elementary
- Montera Middle
- New Highland Academy
- Oakland Charter Academy
- Oakland International High
- Oakland School for the Arts
- Oakland Technical High
- Parker Elementary
- Peralta Elementary
- Piedmont Avenue Elementary
- Prescott (formerly PLACE @ Prescott)
- Reach Academy
- Redwood Heights Elementary
- Rise Community
- Sankofa Academy
- Sequoia Elementary
- Skyline High
- Street Academy (Alternative)
- Think College Now
- United for Success Academy
- West Oakland Middle
- Westlake Middle

## 2018-2019 Mode Split



Source: 2018-2019 Student Hand Tallies. 2019-20 Hand Tallies were canceled due to the COVID-19 pandemic.

## 2019-2020 Activities at Participating Schools

- Pedestrian Rodeo
- Walking School Bus
- Bike Train
- Bicycle Rodeo
- Drive Your Bike
- Alameda County BikeMobile Visit
- Cocoa for Carpools
- International Walk and Roll to School Day
- Golden Sneaker Contest
- Ongoing Walk and Roll Events



# Piedmont City Unified School District



## District Profile

District Enrollment: 2,559<sup>1</sup>

Schools Enrolled in the Alameda County SR2S Program: 33%

Enrolled in Access Safe Routes Program: 0

School Safety Assessments Completed to Date: 0<sup>2</sup>

SR2S Task Force: None

Task Force Meeting Participants: 0

School Champions: 2



## Demographics of Enrolled Schools

0% of schools are Title One

43% of school population identifies as non-white or Hispanic

1% of students qualify for free/reduced-price meals

### Enrolled Schools

- Havens Elementary
- Piedmont Middle



<sup>1</sup> District-wide student enrollment from California Department of Education. Enrollment by School 2018-19

<sup>2</sup> Alameda County SR2S Program SSAs can be downloaded at this site: <https://alamedacountysr2s.org/our-program/school-safety-assessments/>



## 2018-2019 Mode Split



- Drive Alone: Students riding in cars only with those in their own household
- Shared Modes: Carpooling, taking the school bus, city bus, or BART
- Active Modes: Walking, biking, skateboarding, and other physically active modes

Source: 2018-2019 Student Hand Tallies. 2019-20 Hand Tallies were canceled due to the COVID-19 pandemic.

## 2019-2020 Activities at Participating Schools

- No activities



# Pleasanton Unified School District

Pleasanton Unified School District



## District Profile

District Enrollment: 14,798<sup>1</sup>

Schools Enrolled in the Alameda County SR2S Program: 93%

Enrolled in Access Safe Routes Program: 1

School Safety Assessments Completed to Date: 11<sup>2</sup>

SR2S Task Force: Tri-Valley

Task Force Meeting Participants: 6

School Champions: 15



## Demographics of Enrolled Schools

0% of schools are Title One

65% of school population identifies as non-white or Hispanic

8% of students qualify for free/reduced-price meals

## Enrolled Schools

- Alisal Elementary
- Amador Valley High
- Donlon Elementary
- Fairlands Elementary
- Foothill High
- Harvest Park Middle
- Henry P. Mohr Elementary
- Lydiksen Elementary
- Phoebe Apperson Hearst Elementary
- Pleasanton Middle
- Thomas S. Hart Middle
- Valley View Elementary
- Vintage Hills Elementary
- Walnut Grove Elementary

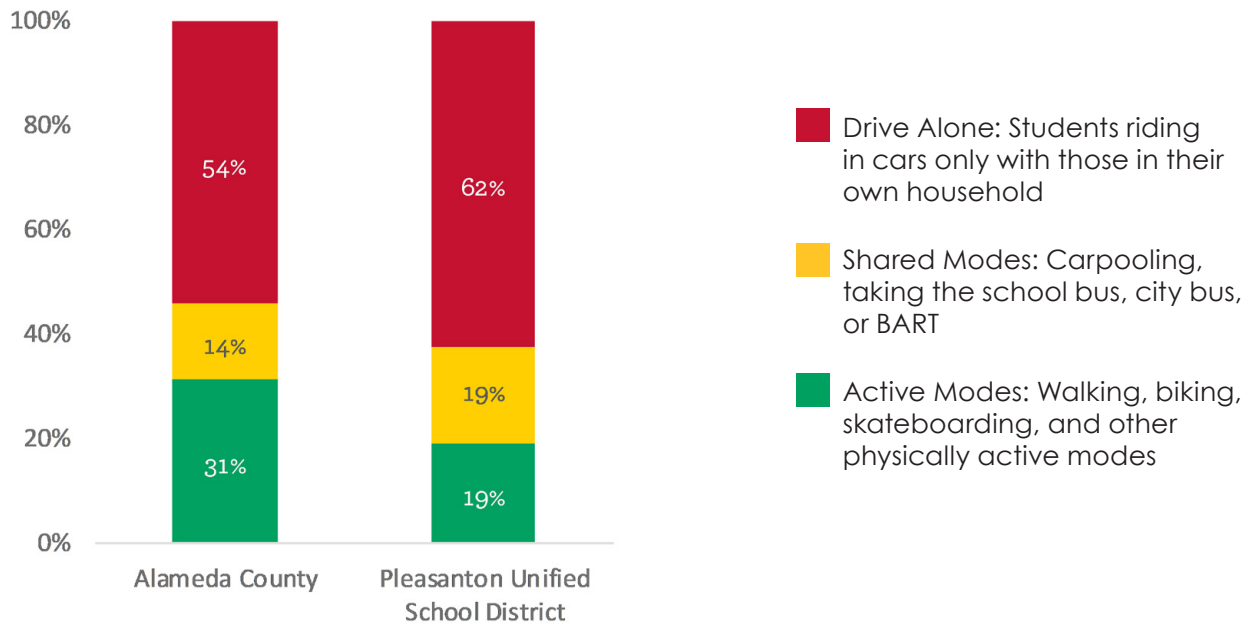


<sup>1</sup> District-wide student enrollment from California Department of Education. Enrollment by School 2018-19

<sup>2</sup> Alameda County SR2S Program SSAs can be downloaded at this site: <https://alamedacountysr2s.org/our-program/school-safety-assessments/>



## 2018-2019 Mode Split



Source: 2018-2019 Student Hand Tallies. 2019-20 Hand Tallies were canceled due to the COVID-19 pandemic.

## 2019-2020 Activities at Participating Schools

- Pedestrian Rodeo
- Walking School Bus
- Bicycle Rodeo
- Alameda County BikeMobile Visit
- International Walk and Roll to School Day
- Golden Sneaker Contest
- Ongoing Walk and Roll Events



# San Leandro Unified School District



## District Profile

District Enrollment: 9,040<sup>1</sup>

Schools Enrolled in the Alameda County SR2S Program: 92%

Enrolled in Access Safe Routes Program: 0

School Safety Assessments Completed to Date: 9<sup>2</sup>

SR2S Task Force: Central

Task Force Meeting Participants: 4

School Champions: 8



## Demographics of Enrolled Schools

91% of schools are Title One

92% of school population identifies as non-white or Hispanic

60% of students qualify for free/reduced-price meals

## Enrolled Schools

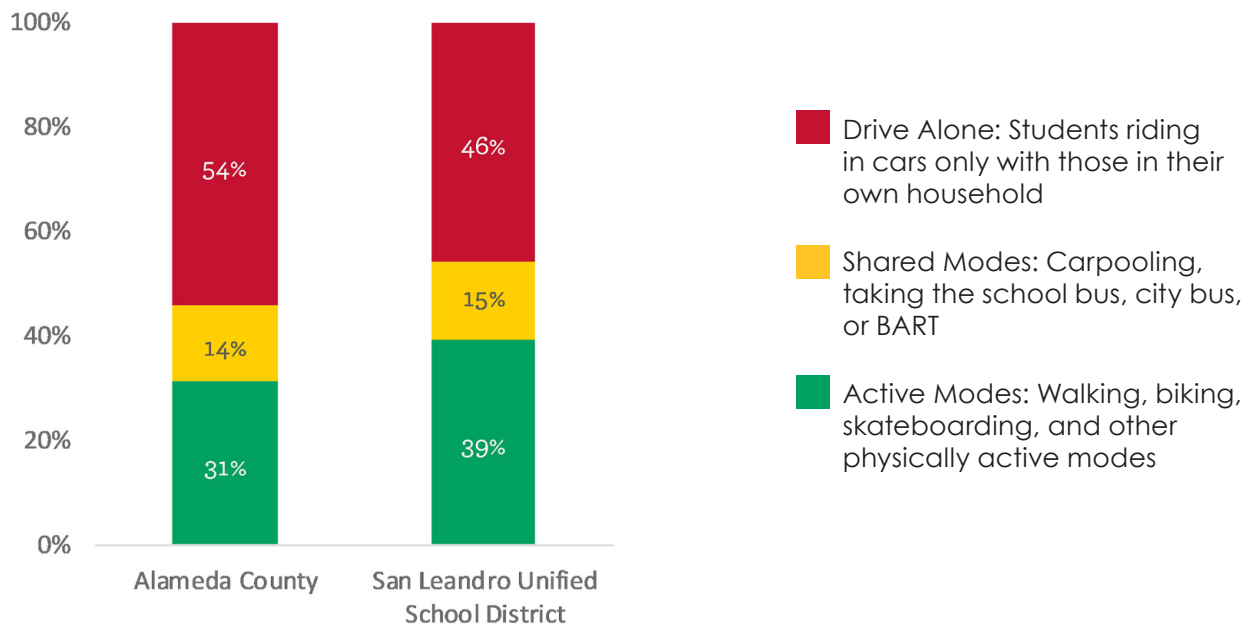
- Bancroft Middle
- Garfield Elementary (San Leandro)
- Jefferson Elementary (San Leandro)
- John Muir Middle
- Madison Elementary
- McKinley Elementary
- Monroe Elementary
- Roosevelt Elementary
- San Leandro High
- Washington Elementary (San Leandro)
- Wilson Elementary

<sup>1</sup> District-wide student enrollment from California Department of Education. Enrollment by School 2018-19

<sup>2</sup> Alameda County SR2S Program SSAs can be downloaded at this site: <https://alamedacountysr2s.org/our-program/school-safety-assessments/>



## 2018-2019 Mode Split



Source: 2018-2019 Student Hand Tallies. 2019-20 Hand Tallies were canceled due to the COVID-19 pandemic.

## 2019-2020 Activities at Participating Schools

- Pedestrian Rodeo
- Drive Your Bike
- Alameda County BikeMobile Visit
- Cocoa for Carpools
- International Walk and Roll to School Day
- Golden Sneaker Contest
- Ongoing Walk and Roll Events



# San Lorenzo Unified School District



## District Profile

District Enrollment: 10,845<sup>1</sup>

Schools Enrolled in the Alameda County SR2S Program: 61%

Enrolled in Access Safe Routes Program: 0

School Safety Assessments Completed to Date: 10<sup>2</sup>

SR2S Task Force: Central

Task Force Meeting Participants: 3

School Champions: 5



## Demographics of Enrolled Schools

100% of schools are Title One

94% of school population identifies as non-white or Hispanic

67% of students qualify for free/reduced-price meals

## Enrolled Schools

- Bay Elementary
- Bohannon Middle
- Colonial Acres Elementary
- Corvallis Elementary
- Dayton Elementary
- Edendale Middle
- Hesperian Elementary
- Hillside Elementary
- Lorenzo Manor Elementary
- San Lorenzo High
- Washington Manor Middle



<sup>1</sup> District-wide student enrollment from California Department of Education. Enrollment by School 2018-19

<sup>2</sup> Alameda County SR2S Program SSAs can be downloaded at this site: <https://alamedacountysr2s.org/our-program/school-safety-assessments/>



## 2018-2019 Mode Split



- Drive Alone: Students riding in cars only with those in their own household
- Shared Modes: Carpooling, taking the school bus, city bus, or BART
- Active Modes: Walking, biking, skateboarding, and other physically active modes

Source: 2018-2019 Student Hand Tallies. 2019-20 Hand Tallies were canceled due to the COVID-19 pandemic.

## 2019-2020 Activities at Participating Schools

- Bicycle Rodeo
- Drive Your Bike
- Alameda County BikeMobile Visit
- International Walk and Roll to School Day
- Golden Sneaker Contest
- Ongoing Walk and Roll Events

