

# Roosevelt Elementary

San Leandro Unified School District



## School Profile

Type: Elementary

Enrollment: 541 \*

Charter School: No

Enrolled in Access Safe Routes Pilot: Not Enrolled

Site Assessment Completed: 2017-18

School Champions: 1 School Champion



## Demographics

Title One School: No

74% of school population identifies as non-white or Hispanic

35% of students qualify for free/reduced-price meals

### 2018-2019 Activities

- Rock the Block Assembly
- Alameda County BikeMobile Visit
- Bike to School Day
- International Walk and Roll to School Day
- Golden Sneaker Contest

### 2017-2018 Activities

- Rock the Block Assembly
- Bike Rodeo
- Alameda County BikeMobile Visit
- International Walk and Roll to School Day
- Golden Sneaker Contest
- Ongoing Walk and Roll Events

### Top Barriers for Students Walking or Biking to School

- Speeding cars
- Takes too long to walk or bike to school
- I have to drop another sibling off at a different school



#### Sources

Enrollment: California Department of Education. Enrollment by School 2018-19.

School Champions: SR2S Site Coordinator School Evaluation.

Title One: Reflects program eligibility based on the federal threshold of 40% of students who qualify for the Free and Reduced Lunch Program.


Non-white/Hispanic: California Department of Education. Enrollment by School 2018-19.

Free/Reduced-Price Meals: California Department of Education. Unduplicated Student Poverty-FRPM Data 2018-19.

Barriers: Parent Survey 2018-19.

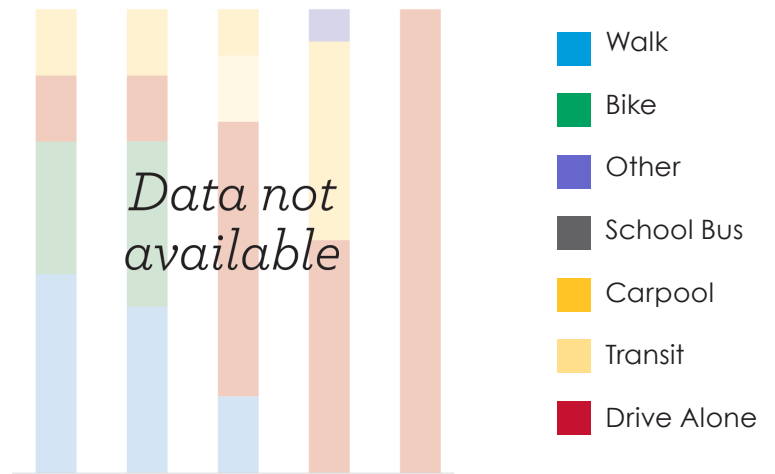


## 2018-2019 Mode Split



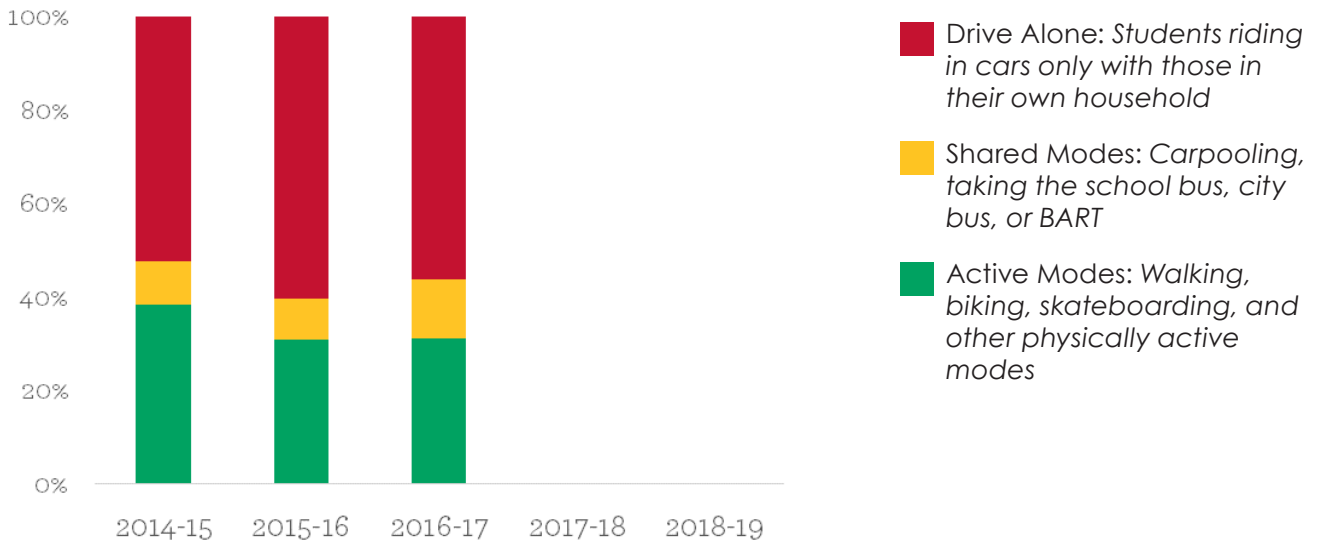
Source: 2018-19 Student Hand Tallies

## Mode by Distance



Source: 2018-19 Parent Surveys

## Historic Mode Split



Source: 2018-19 Student Hand Tallies

### Changes in Travel Behavior

From 2013-14 to 2016-17

**-10%** active transportation trips

**6%** shared trips

**4%** drive-alone trips

