

# Rise Community

Oakland Unified School District



## School Profile

Type: Elementary

Enrollment: 233 \*

Charter School: No

Enrolled in Access Safe Routes Pilot: Not Enrolled

Site Assessment Completed: 2015-16

School Champions: 0 School Champions



## Demographics

Title One School: Yes

100% of school population identifies as non-white or Hispanic

97% of students qualify for free/reduced-price meals

### 2018-2019 Activities

- No Reported Activities

### 2017-2018 Activities

- Alameda County BikeMobile Visit
- International Walk and Roll to School Day

### Top Barriers for Students Walking or Biking to School

- Insufficient data available

#### Sources

Enrollment: California Department of Education. Enrollment by School 2018-19.

School Champions: SR2S Site Coordinator School Evaluation.

Title One: Reflects program eligibility based on the federal threshold of 40% of students who qualify for the Free and Reduced Lunch Program.

Non-white/Hispanic: California Department of Education. Enrollment by School 2018-19.


Free/Reduced-Price Meals: California Department of Education. Unduplicated Student Poverty-FRPM Data 2018-19.

Barriers: Parent Survey 2018-19.



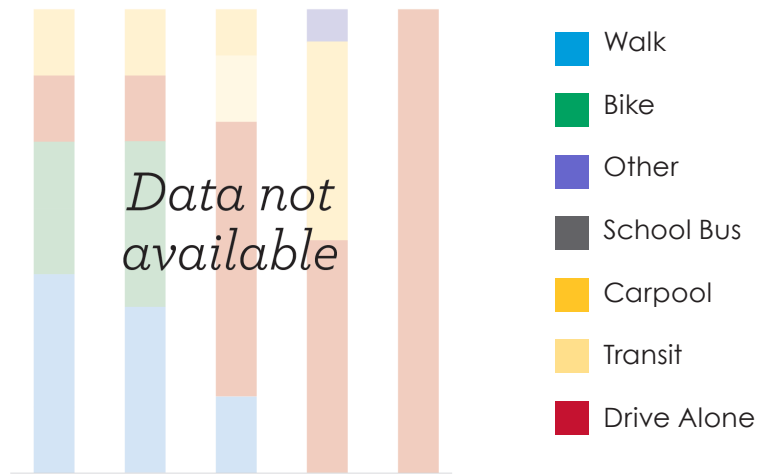
The Alameda County Safe Routes to School Program is funded by the [Alameda County Transportation Commission](#). Your transportation dollars at work!

## 2018-2019 Mode Split



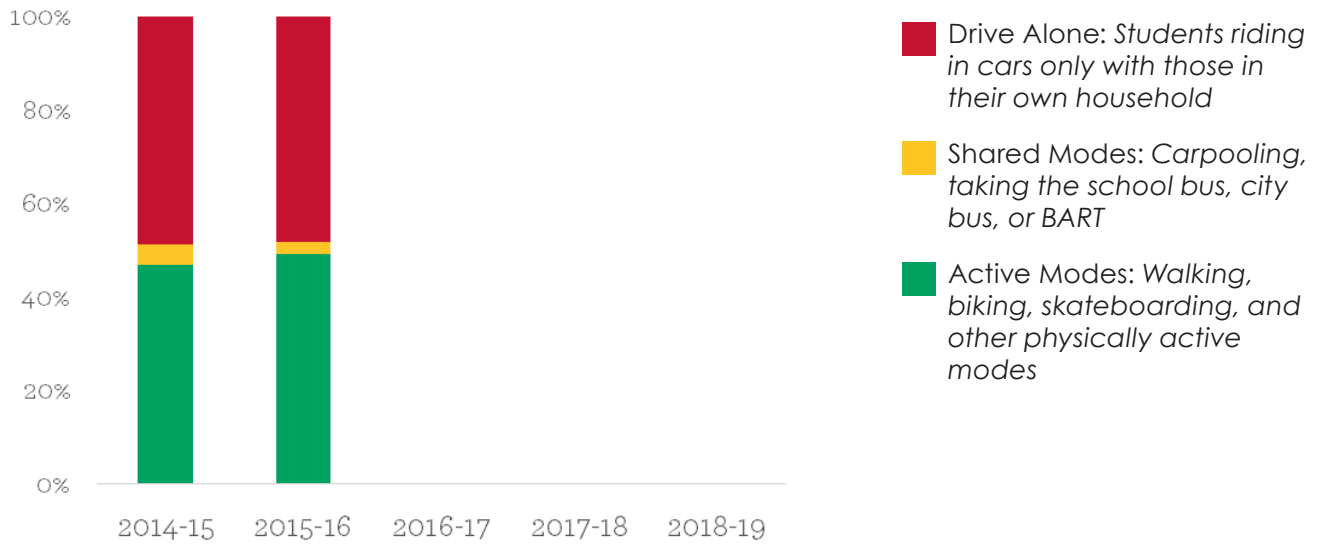
Source: 2018-19 Student Hand Tallies

## Mode by Distance



Source: 2018-19 Parent Surveys

## Historic Mode Split



Source: 2018-19 Student Hand Tallies

### Changes in Travel Behavior

From 2013-14 to 2015-16

-4% active transportation trips

-7% shared trips

11% drive-alone trips

