

Marylin Avenue Elementary

Livermore Valley Joint Unified School District



School Profile

Type: Elementary

Enrollment: 392 *

Charter School: No

Enrolled in Access Safe Routes Pilot: Yes

Site Assessment Completed: 2010-11

School Champions: 1 School Champion



Demographics

Title One School: Yes

88% of school population identifies as non-white or Hispanic

78% of students qualify for free/reduced-price meals

2018-2019 Activities

- Pedestrian Rodeo
- Bike Rodeo
- Bike to School Day
- International Walk and Roll to School Day
- Golden Sneaker Contest

2017-2018 Activities

- Pedestrian Rodeo
- Bike Rodeo
- Bike to School Day
- International Walk and Roll to School Day
- Golden Sneaker Contest

Top Barriers for Students Walking or Biking to School

- Driving is more convenient
- Bad weather
- Concerns about criminal activity (stranger danger, gangs, violence, or dogs)



Sources

Enrollment: California Department of Education. Enrollment by School 2018-19.

School Champions: SR2S Site Coordinator School Evaluation.

Title One: Reflects program eligibility based on the federal threshold of 40% of students who qualify for the Free and Reduced Lunch Program.


Non-white/Hispanic: California Department of Education. Enrollment by School 2018-19.

Free/Reduced-Price Meals: California Department of Education. Unduplicated Student Poverty-FRPM Data 2018-19.

Barriers: Parent Survey 2018-19.

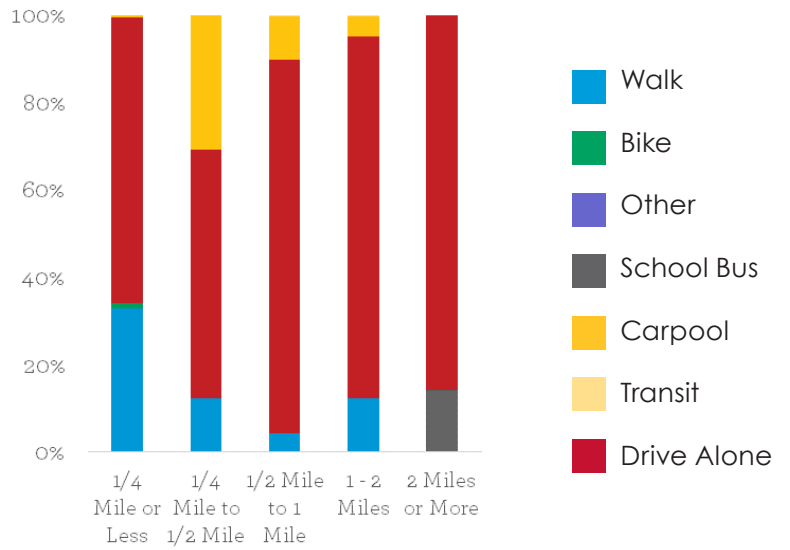


2018-2019 Mode Split



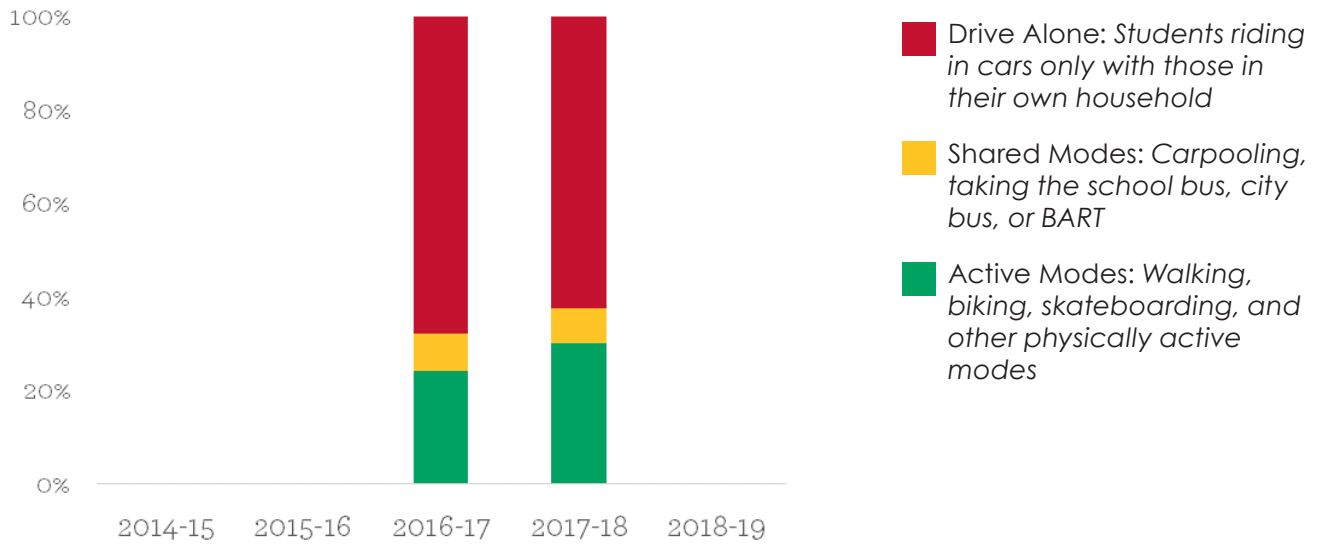
Source: 2018-19 Student Hand Tallies

Mode by Distance



Source: 2018-19 Parent Surveys

Historic Mode Split



Source: 2018-19 Student Hand Tallies

Changes in Travel Behavior

From 2016-17 to 2017-18

6% active transportation trips

-1% shared trips

-5% drive-alone trips

