

Crocker Highlands Elementary

Oakland Unified School District



School Profile

Type: Elementary

Enrollment: 466 *

Charter School: No

Enrolled in Access Safe Routes Pilot: Not Enrolled

Site Assessment Completed: Not Completed

School Champions: 1 School Champion



Demographics

Title One School: No

41% of school population identifies as non-white or Hispanic

6% of students qualify for free/reduced-price meals

2018-2019 Activities

- Golden Sneaker Contest

2017-2018 Activities

- No Reported Activities

Top Barriers for Students Walking or Biking to School

- Child's before or after school activities
- Takes too long to walk or bike to school
- Bad weather

Sources

Enrollment: California Department of Education. Enrollment by School 2018-19.

School Champions: SR2S Site Coordinator School Evaluation.

Title One: Reflects program eligibility based on the federal threshold of 40% of students who qualify for the Free and Reduced Lunch Program.

Non-white/Hispanic: California Department of Education. Enrollment by School 2018-19.


Free/Reduced-Price Meals: California Department of Education. Unduplicated Student Poverty-FRPM Data 2018-19.

Barriers: Parent Survey 2018-19.



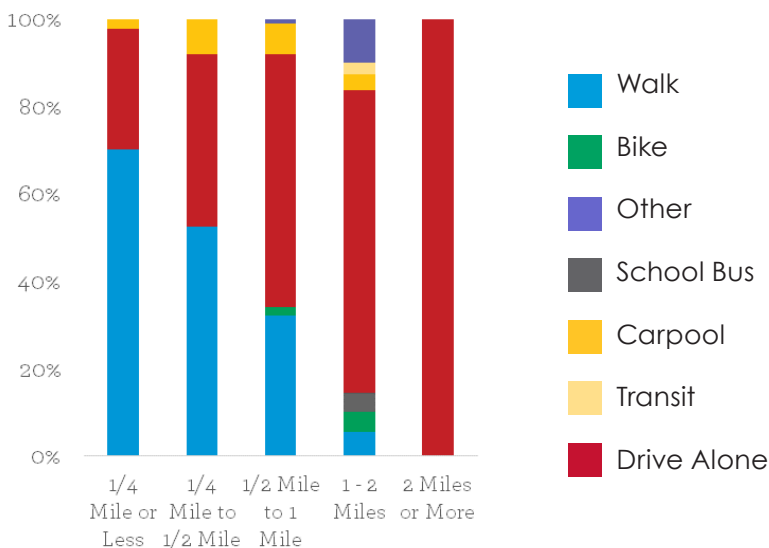
The Alameda County Safe Routes to School Program is funded by the [Alameda County Transportation Commission](#). Your transportation dollars at work!

2018-2019 Mode Split




Source: 2018-19 Student Hand Tallies

Mode by Distance



Source: 2018-19 Parent Surveys

Historic Mode Split



Source: 2018-19 Student Hand Tallies

Changes in Travel Behavior

From to

N/A active transportation trips

N/A shared trips

N/A drive-alone trips

