

Cottonwood Creek

Dublin Unified School District



School Profile

Type: K-8

Enrollment: 813 *

Charter School: No

Enrolled in Access Safe Routes Pilot: Not Enrolled

Site Assessment Completed: 2018-19

School Champions: 1 School Champion



Demographics

Title One School: No

95% of school population identifies as non-white or Hispanic

7% of students qualify for free/reduced-price meals

2018-2019 Activities

- Pedestrian Rodeo
- Walking School Bus
- Bike to School Day
- Ongoing Walk and Roll Events

2017-2018 Activities

- No Reported Activities

Top Barriers for Students Walking or Biking to School

- Insufficient data available

Sources

Enrollment: California Department of Education. Enrollment by School 2018-19.

School Champions: SR2S Site Coordinator School Evaluation.

Title One: Reflects program eligibility based on the federal threshold of 40% of students who qualify for the Free and Reduced Lunch Program.


Non-white/Hispanic: California Department of Education. Enrollment by School 2018-19.

Free/Reduced-Price Meals: California Department of Education. Unduplicated Student Poverty-FRPM Data 2018-19.

Barriers: Parent Survey 2018-19.

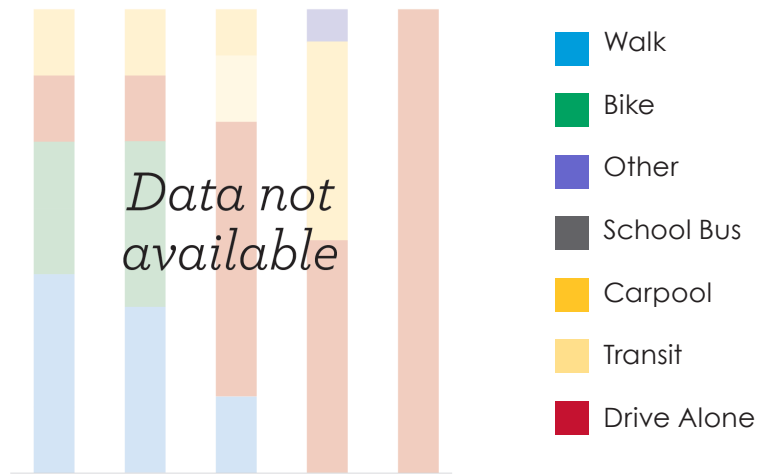


2018-2019 Mode Split



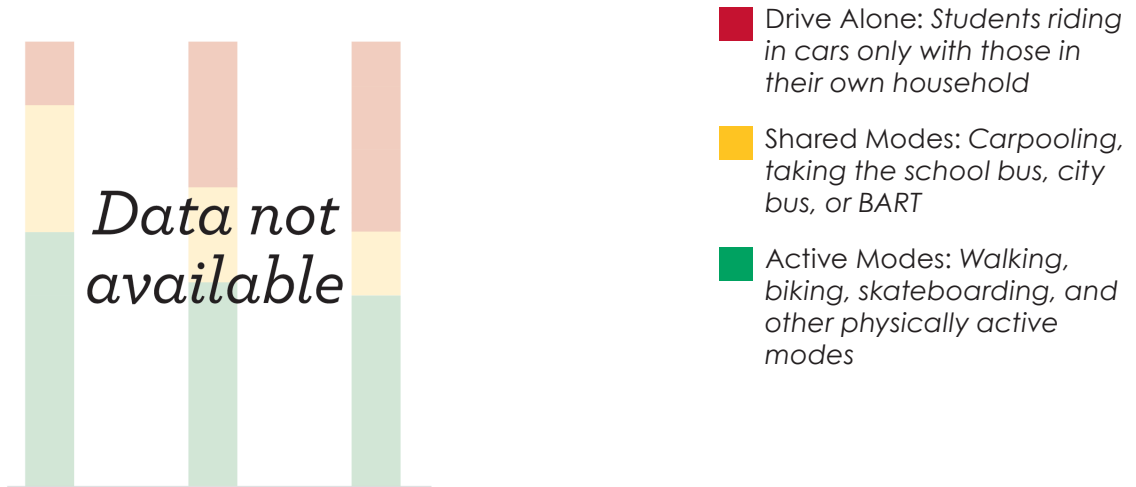
Source: 2018-19 Student Hand Tallies

Mode by Distance



Source: 2018-19 Parent Surveys

Historic Mode Split



Source: 2018-19 Student Hand Tallies

Changes in Travel Behavior

From to

#N/A active transportation trips

#N/A shared trips

#N/A drive-alone trips

