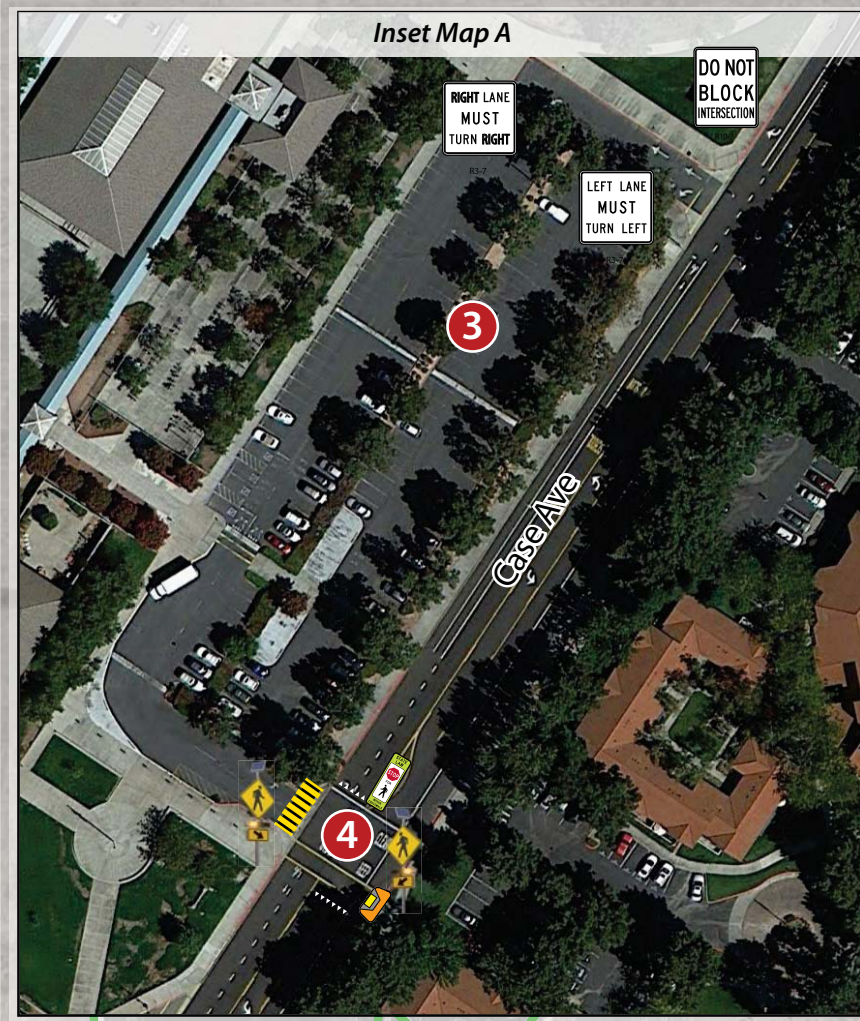







Pleasanton Middle School Safe Routes to School Improvement Plan

Site Assessment held on March 21, 2014



Legend

Improvements not to scale.

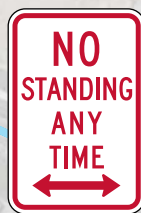
-  Proposed curb extension
-  Proposed red curb
-  Existing yellow curb
-  Existing off-street walking / biking path
-  Existing on-street bike lane



RRFB



R10-7



R7-4



R7-107a



R1-6

0' 100' 200'



Last updated:
April 15, 2014



Safe Routes
to Schools
Alameda County

- 1 Case Ave and Bernal Ave**
Install pedestrian crosswalk countdown signals on all legs.
- 2 Case Ave Parking**
Remove 4-hour parking zone on west side to allow for pick-up/drop-off zone.
- 3 Parking Lot Entrance**
Install clear signs alerting drivers that the near lane driveway must turn left on Case Ave and the far driveway lane must turn right on Case Ave.

Install DO NOT BLOCK INTERSECTION sign (R10-7) to prevent drivers from blocking driveway.
- 4 Parking Lot Exit**
Trim hedges to improve visibility for drivers turning left onto Case Ave.

Paint driveway crosswalk as high-visibility crosswalk to prevent drivers from blocking the crosswalk.

Consider crossing guard for driveway crosswalk to monitor drivers exiting the driveway.

Consider installing an Rectangular Rapid Flashing Beacon (RRFVB) at the uncontrolled crosswalk to enhance safety for pedestrians.

Install YIELD TO PEDESTRIANS sign (Ra-6a) in crosswalk.

Add advance yield teeth on roadway on either side of crosswalk.

Install bulb out on the east side of the crosswalk.
- 5 Hearst Elementary School Crosswalk**
Remove barriers and landscaping to improve visibility for drivers to see approaching pedestrians.

Require Pleasanton Middle School employee crossing guard to work in tandem with Hearst Elementary School crossing guard to ensure both sides of the crosswalk are monitored.

Consider converting to a raised crosswalk and removing speed bump to slow drivers and improve visibility of pedestrians.
- 6 Bus Driveway**
Consider allowing a pick-up/drop-off zone at the southern end of the driveway; keep the curbs painted yellow.

Repaint curbs red at northern end/driveway entrance to prevent drivers from parking in the bus zone.

Install a NO PARKING sign (R7-107a) to prevent drivers from parking in red curb zones.
- 7 Programmatic**
Consider identifying designated pick-up areas for each classroom to distribute afternoon parking. Create associated signage through an art project. Communicate through PTA, TV, flyers, and maps.

Ensure designated school employee monitors are present for entirety of morning and afternoon shifts.