

Non-infrastructure Recommendation










- Continue to participate in Safe Routes to Schools Events. Place an increasing focus on Pedestrian Education type activities utilizing lessons from the SR2S Classroom Curriculum. Also encourage participation in all major countywide events especially Walk and Roll to School Day and Golden Sneaker Contest.

Bret Harte Middle School Hayward

Safe Routes to Schools Improvement Plan

Site Assessment held February 2017

- 1 2nd Street / E Street**
 - Install high visibility crosswalks
- 2 2nd Street / Carmelita Drive**
 - Install curb extensions on north side of Carmelita Drive
 - Install high visibility crosswalk across Carmelita Drive
- 3 E Street / East School Driveway**
 - Install raised crosswalk across driveway
 - Install curb extensions on both sides of raised crosswalk
- 4 E Street / 1st Street**
 - Install advance yield markings and Assembly D signage at southwest and northeast legs (replace existing crosswalk signage at northeast leg)
 - Relocate existing crosswalk sign at northeast to appropriate location at west corner of intersection at crosswalk location
- 5 E Street at School Frontage**
 - Existing speed bump near apartments
 - Existing speed bump near Sun Gallery
- 6 School Loop**
 - Widen sidewalk at east side of school loop from entrance to upgraded crosswalk, and ensure that it is kept clear of mud and substantial plant debris
 - Install sidewalk at west side of school loop from entrance to upgraded crosswalk
 - Install bollards or gate to limit traffic flow to one outbound lane
 - Adjust placement of existing "Do Not Enter/One Way" signage
 - Install one-way striping and arrows on pavement
- 7 School Loop / East Crosswalk**
 - Upgrade existing crosswalk to yellow raised crosswalk and install crosswalk signage
- 8 School Loop / South Crosswalk**
 - Upgrade existing crosswalk to yellow high visibility crosswalk and install crosswalk signage
 - Install accessible parking space near front of school

- | | | | |
|---|---|---|------------------------------------|
|  | Recommended High-Visibility Crosswalk |  | Recommended Raised Crosswalk |
|  | Recommended School Crossing Assembly B or D |  | Existing Speed Bump |
|  | Recommended Curb Extension |  | Recommended Advance Yield Markings |
|  | Recommended Sidewalk / Median |  | Recommended One-Way Road Markings |
|  | Recommended Bollards or Gate | | |

Improvements not to scale
0 200 ft
N

