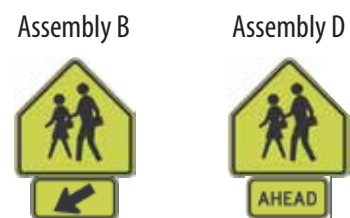











- ① - Restripe crosswalks as white continental.
- Install pedestrian countdown heads on all corners of the intersection.
- Retime pedestrian crossing phase to accommodate 2.8 feet per second walking speed.
- ② - Move existing Assembly D signage on southbound Medallion Drive at Kenita Way to Brenda Way.
- ③ - Stripe yellow continental crosswalk at trail crossing.
- Paint SLOW SCHOOL XING 100 feet in advance of crosswalk.
- Install Assembly B signage at crosswalk.
- Install Assembly D signage on northbound Medallion Drive 150 feet in advance of crosswalk.
- ④ - Restripe crosswalks on west and south legs as yellow continental.
- Install pedestrian countdown heads at ends of crosswalks.
- Retime pedestrian crossing phase to accommodate 2.8 feet per second walking speed.
- Pave pedestrian cue for bus stop.
- ⑤ - Restripe crosswalk as yellow continental.
- Install Assembly D on southbound Hop Ranch Road 150 in advance of crosswalk.
- Construct curb ramp on west end of crosswalk.
- ⑥ - Restripe crosswalk as yellow continental.
- Install Assembly D on northbound Hop Ranch Road 150 in advance of crosswalk.
- ⑦ - Restripe crosswalks as white continental.
- ⑧ - Stripe yellow continental crosswalks on east and south legs of intersection.
- Install Assembly B signage at crosswalk.
- Paint SLOW SCHOOL XING 100 feet in advance of south leg crosswalk.
- Install Assembly D signage 150 feet in advance of south leg crosswalk.
- ⑨ - Stripe yellow continental crosswalks on west and south legs of intersection.

Improvements Tally

18	Crosswalks	1	Curb Ramp
4	SSX Markings	7	Ped Countdown Heads
9	Signs	1	Concrete Pad



Legend			
	Assembly A		Assembly D
	Assembly B		Pedestrian Countdown
	Remove Sign		Existing Path
	Existing Public Bus Stop		

