

# Alameda County Safe Routes to Schools 2013-2014 Year-End Report



[www.alamedacountysr2s.org](http://www.alamedacountysr2s.org)



# Acknowledgements

## Alameda County Transportation Commission

### Commission Chair

Scott Haggerty, Alameda County District 1 Supervisor

### Commission Vice Chair

Rebecca Kaplan, City of Oakland Councilmember

### AC Transit

Elsa Ortiz, Director

### Alameda County

Supervisors

Richard Valle—District 2

Wilma Chan—District 3

Nate Miley—District 4

Keith Carson—District 5

### BART

Thomas Blalock, Director

### City of Alameda

Marie Gilmore, Mayor

### City of Albany

Peter Maass, Vice Mayor

### City of Berkeley

Laurie Capitelli, Councilmember

### City of Dublin

Tim Sbranti, Mayor

### City of Emeryville

Ruth Atkin, Vice Mayor

### City of Fremont

William Harrison, Mayor

### City of Hayward

Barbara Halliday, Mayor

### City of Livermore

John Marchand, Mayor

### City of Newark

Luis Freitas, Councilmember

### City of Oakland

Larry Reid, Vice Mayor

### City of Piedmont

Margaret Fujioka, Mayor

### City of Pleasanton

Jerry Thorne, Mayor

### City of San Leandro

Michael Gregory, Councilmember

### City of Union City

Carol Dutra-Vernaci, Mayor

### Alameda CTC Executive Director

Art Dao

### Alameda CTC Program Manager

Arun Goel

### Program Consultant Team

Alta Planning + Design, TransForm,

Cycles of Change, Bike East Bay,

Finger Design, Convey

*Alameda County's Safe Routes to Schools Program wishes to thank all school district, school staff, school teachers, parent champions and students who support active and shared transportation to school.*

# Table of Contents

## Introduction

Highlights .....	1
About this Report.....	4

## Program Overview

History .....	5
Program Activities and Delivery .....	7

## Elementary and Middle School Programming

Selection Process.....	9
Program Delivery .....	11
Program Activities .....	11

## High School Program

Program Approach.....	22
Selection Process .....	23
Program Delivery.....	24
Program Activities.....	24
High School Highlights .....	25

## How Students Travel

Data Sources.....	27
Countywide Results.....	28
Comparison to Prior Years .....	31

## A Look Ahead

Meeting Goals.....	36
Expanding the Program.....	36
Model Strategies.....	39

## List of Figures

---

<b>Figure 1</b>	Schools participating in Countywide Events .....	2
<b>Figure 2</b>	Number of Events at Participating Schools, 2013-2014 School Year .....	3
<b>Figure 3</b>	Growth of Alameda County SR2S Program 2006-07 through 2013-14 .....	6
<b>Figure 4</b>	2013-2014 Alameda County Safe Routes to Schools Participating Schools .....	7
<b>Figure 5</b>	Comparison of Participation Targets by District and 2013-2014 Schools .....	10
<b>Figure 6</b>	High School Participation in Countywide Events .....	23
<b>Figure 7</b>	Mode Split for Countywide School Trips, Hand Tally and Parent Survey Data .....	28
<b>Figure 8</b>	Mode Split by Planning Area, Fall 2013 Hand Tally Data .....	29
<b>Figure 9</b>	Mode Split by Distance to School, Spring 2014 Parent Survey Data .....	30
<b>Figure 10</b>	Mode Shift Across Semesters .....	31
<b>Figure 11</b>	North Planning Area Mode Shift, Hand Tally Data .....	32
<b>Figure 12</b>	Central Planning Area Mode Shift, Hand Tally Data .....	32
<b>Figure 13</b>	South Planning Area Mode Shift, Hand Tally Data .....	32
<b>Figure 14</b>	East Planning Area Mode Shift, Hand Tally Data .....	32

<b>Figure 15</b>	Walking Mode Share and Walking School Bus Programs .....	34
<b>Figure 16</b>	Biking Mode Share by Number of Biking Programs .....	34
<b>Figure 17</b>	Parent Concerns with Walking/Biking to School, 2014 Parent Survey .....	35

## List of Tables

---

<b>Table 1</b>	Program Activities for 2013-2014 .....	8
<b>Table 2</b>	High School Program Delivery .....	24
<b>Table 3</b>	High School Program Highlights .....	25
<b>Table 4</b>	Evaluation of 2013-2014 Goals .....	37



Alameda County





# Introduction

Alameda County Safe Routes to Schools promotes safe and healthy transportation choices as being fun and easy options for parents and children throughout the County.

The 2013-2014 school year was Alameda County Safe Routes to Schools' (SR2S) eighth year of promoting active transportation choices to students. The program has expanded annually and now reaches more than 100 schools across all areas of the County.

The program is administered by the Alameda County Transportation Commission (Alameda CTC) and funded by Federal funds and local Measure B funds.

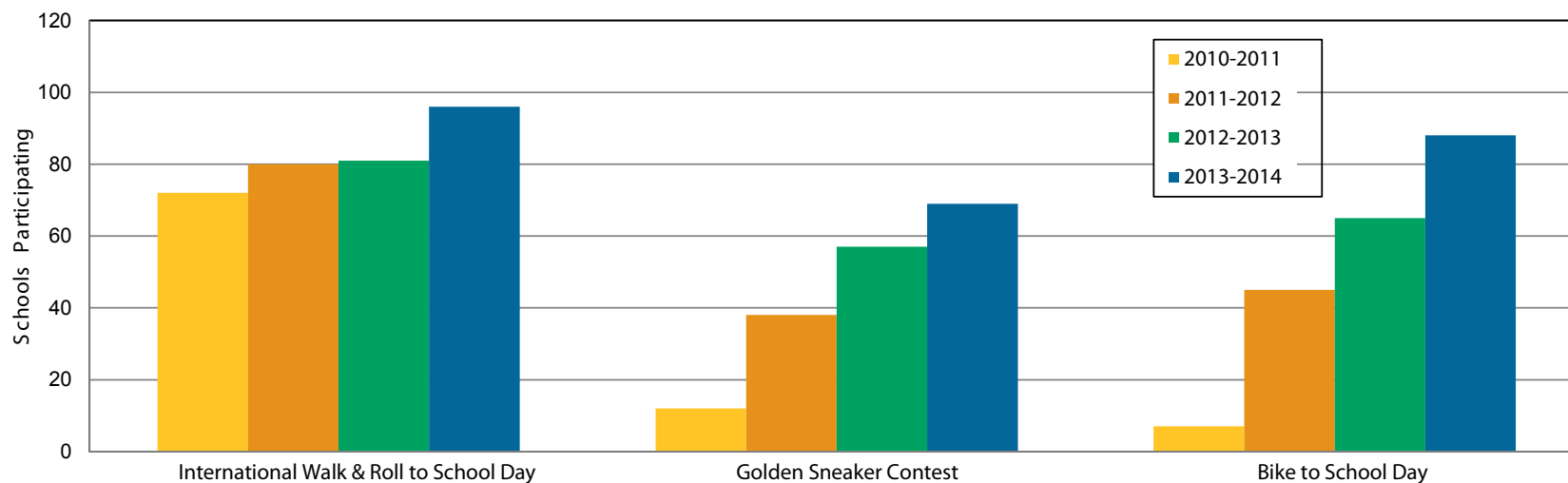


Searles Elementary  
(Union City) students  
line up to give the Bike  
Safety Trivia Wheel a  
spin.

## 2013-2014 Highlights

Alameda County SR2S continued to promote walking, biking, and carpooling through well-established countywide events as well as testing out new activities and programs to improve student and school engagement. In the 2013-2014 school year, Alameda County SR2S increased the number of schools participating in the overall program and increased program participation in core activities to record levels. Successes from the 2013-2014 school year include:

- 105 schools participated in the comprehensive program .
- 50 schools received technical assistance
- 84% of schools held three or more events, and 46% held five or more events.
- 91% of schools participated in International Walk & Roll to School Day, a 10% increase from fall 2012.
- 68% of schools participated in the Golden Sneaker Contest in March 2014, a 14% increase from spring 2013.
- 84% of schools participated in Bike to School Day in May 2014, a 24% increase from 2013. Over 5,000 students biked to school, more than twice the number that rode during the event in 2013.
- The BikeMobile mobile bicycle repair service made 115 visits during the school year, repaired over 2,100 bikes, and more than doubled bicycle ridership based on counts of bicycles before and after the visit.
- 39 K-8 schools held regular Walk and Roll to School Days.
- 16 elementary schools organized parent-led Walking School Buses.



**Figure 1 Schools Participating in Countywide Events**

**Figure 1 shows the growth in number of schools participating in the countywide events offered through the Alameda County SR2S program.**

Most schools participating in the Alameda County SR2S program have increased rates of walking and bicycling, according to the ongoing evaluation of how students get to school (based on a partial data set).

The analysis also found a correlation between the number of walking and biking programs and active transportation mode share.

Strong relationships exist between Safe Routes activities and events and their impact on student travel behaviors:

- Schools with more walking programs tend to have a higher active mode share.
- Schools with more bicycling programs tend to have a higher biking mode share.

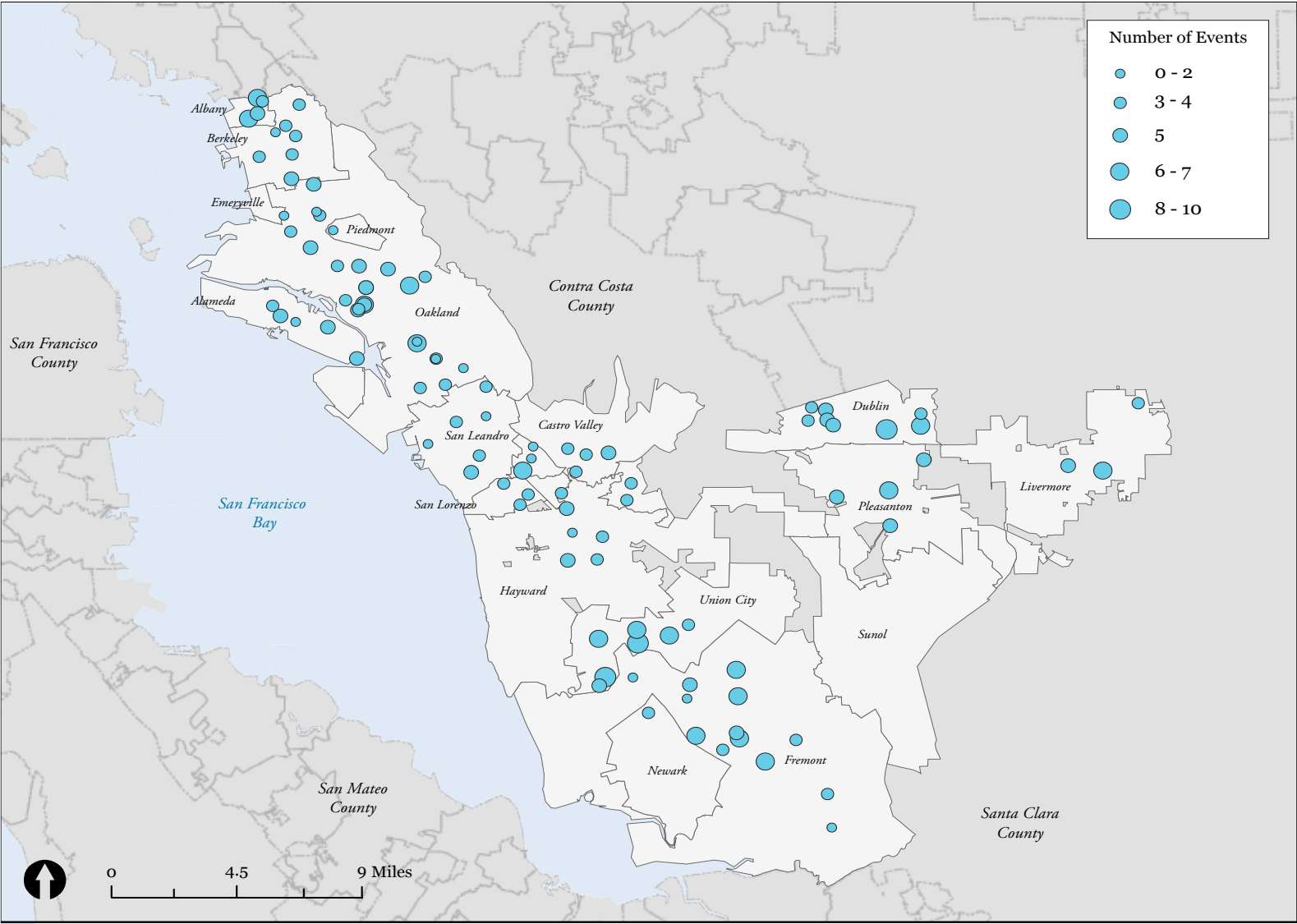


Figure 2 Number of Events at Participating Schools, 2013-2014 School Year

## About this Report

This report covers programming undertaken during the 2013-2014 school year. Specifically, it:

- Presents an overview of K-8 and high school program activities
- Reports the results of three years of travel data, including an analysis of activities correlated with mode shift
- Tracks progress made toward goals established for the 2013-2014 school year
- Makes recommendations for continuing to enhance programming and program implementation for the remainder of the three-year grant cycle

This report is organized into the following chapters:

- Chapter 2, Program Overview, provides a brief history and overview of Alameda County's Safe Routes to Schools Program.
- Chapter 3, Elementary and Middle School Program, describes the selection process, program delivery, and program activities provided to elementary and middle schools.
- Chapter 4, High School Program, describes the program activities implemented at high schools and the growth of the program following the end of the two-year trial period in spring 2013.
- Chapter 5, Travel Choice, discusses how students get to school, identifies program elements that are associated with higher than typical walking, biking, and carpooling rates, and presents mode shift since 2011.

- Chapter 6, A Look Ahead, expands on program plans for the next two years.

The following appendices support this report:

- Appendix A: School Participation Matrix summarizes the programming provided at Alameda County schools enrolled in the comprehensive program.
- Appendix B: School Participation provides one-page sheets for each participating school, describing how the school participated in 2013-2014.



Students participating in a middle school Drive Your Bike class



# 2 Program Overview

In 2013-2014, Alameda County's Safe Routes to Schools program offered three major countywide events: International Walk & Roll to School Day in October, the Golden Sneaker Contest in March, and Bike to School Day in May. Throughout the year, schools participated in a variety of ongoing education and encouragement activities.

## History

Alameda County's Safe Routes to Schools (SR2S) program began in 2006 as a Caltrans grant-funded pilot program at two schools in Oakland. In 2007, the Alameda County Transportation Improvement Authority authorized \$1.3 million in Measure B grant funding to continue the program<sup>1</sup>. With renewed funds, by July 2011 the program had expanded to 88 schools and all four of the County's planning areas.

<sup>1</sup> The Alameda County Transportation Improvement Authority and the Alameda County Congestion Management Agency merged in 2010 to form the Alameda County Transportation Commission.

In July 2011, as a program of the Alameda CTC, Alameda County SR2S was funded with Federal Congestion Mitigation and Air Quality (CMAQ) funds, Federal Surface Transportation Program funds, and local Measure B funds.

The current program funding cycle runs from 2013-2016, with plans to incrementally expand program participation and breadth of events and services offered to participating schools.



Students at Haight Elementary (City of Alameda) participating in a bike festival

## The 5 E's

Alameda County's SR2S program is guided by the 5 E's framework that is a hallmark of successful SR2S programs:

**Encouragement** programs, such as Walk and Roll to School Days, provide incentives and support to help children and their parents try walking or bicycling instead of driving.

**Education** programs, such as the puppet show assembly, teach key messages about pedestrian and bicyclist safety, health, and the joys of active transportation. Classroom activities teach students how to navigate busy streets and make the connection between active transportation, health, and the environment.

**Engineering** programs, such as school site assessments, help identify and address physical barriers to active transport.

**Enforcement** programs reinforce legal and respectful walking, bicycling, and driving behaviors. Partnerships with law enforcement officials improve traffic safety around schools.

**Evaluation** programs help schools measure their success at encouraging walking and bicycling.

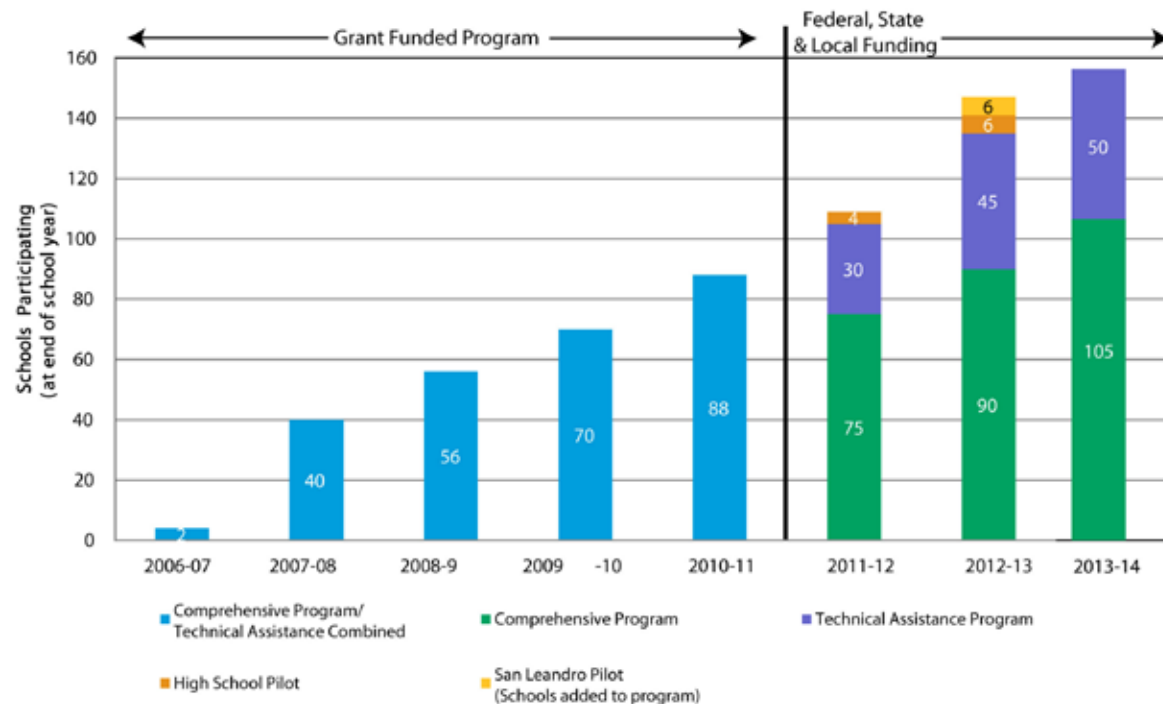
## Comprehensive vs Technical Assistance

Alameda County SR2S provides two levels of assistance as program resources currently cannot accommodate the demand for comprehensive SR2S programming in the County. Therefore, a competitive application process is undertaken to put schools into two categories:

Schools accepted into the comprehensive program receive one-on-one school-based assistance from a site coordinator, are eligible for a variety of high-quality programming free of charge, and may receive support materials such as posters, banners, safety incentives, and safety vests. Each site coordinator works with between 15-20 schools.

Schools not accepted into the comprehensive program may receive technical assistance from the site coordinators through their school district's Safe Routes to School Task Force, but are generally not eligible for free programming or incentives. Schools accepting technical assistance agree to participate in a minimum number of events each year.

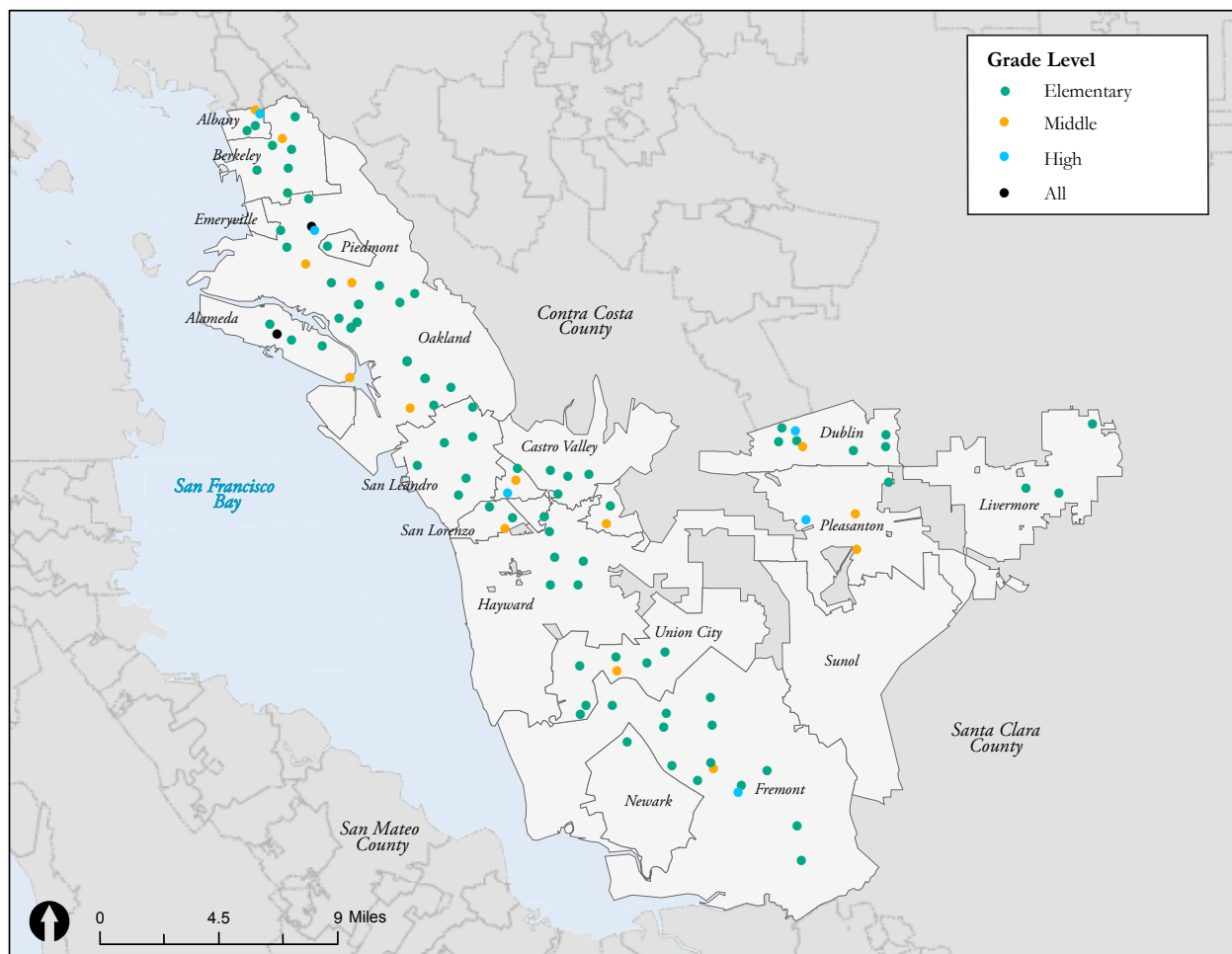
In 2013-2014, the Alameda County SR2S program expanded comprehensive programming to 99 elementary and middle schools. The high school program, which had been pilot tested from 2011-2013, transitioned to a permanent part of the Alameda County SR2S program, with six schools enrolled.



**Figure 3 Growth of Alameda County SR2S Program 2006-07 through 2013-14**

The current program funding cycle includes expansion of several program elements, including:

- Number of schools in the comprehensive program by at least 10% every school year
- BikeMobile visits throughout the County
- Bicycle safety training, including rodeos, family cycling clinics, adult safety courses, and the establishment of a diversion program for ticketed bicyclists
- More robust evaluation tracking and reporting procedures, to better understand effectiveness of program elements and provide future program direction

**Figure 4 2013-2014 Alameda County Safe Routes to Schools Participating Schools**

## Program Activities and Delivery

Alameda County SR2S programming offers a variety of activities and events for schools and students. Schools selected to participate in the program are assigned a Site Coordinator. The Site Coordinators work with designated School Champions, who are volunteer parents, teachers, or school staff that assist in program implementation at a specific school site.

Table 1 shows activities offered during the 2013-2014 school year.

Schools not accepted into the comprehensive program may receive technical assistance from the Site Coordinators through their school district's Safe Routes to School Task Force or by consulting with a Safe Routes to Schools staff member. During the 2013-2014 school year, 50 schools received technical assistance through the Alameda County SR2S program.

**Table 1 Program Activities for 2013-2014**

		Schools Participating			Total	Notes
Activity/Event		Elementary	Middle	High		
Core Activities	International Walk & Roll to School Day	78	12	6	96	More than 21,000 participated
	Golden Sneaker Contest	56	9	6	71	More than 34,000 participated
	Bike to School Day	69	13	6	88	More than 5,000 participated
School-Specific Activities	BikeMobile Visit	41	10	6	57	1,600 bicycles repaired
	Walk and Roll to School Days	34	5	0	39	
	Walking School Bus	15	1	0	16	
	Bike Rodeos	19	0	0	19	
	Drive Your Bike Program	0	7	2	9	
	Family Cycling Workshop	3	1	0	4	
	Educator Training	17	3	0	20	
	School Site Assessment	4	3	0	7	

# Elementary and Middle School Programming

In the 2013-2014 school year, 99 elementary and middle schools participated in the Safe Routes comprehensive program. The program offered three major countywide events, with ongoing educational and encouragement events and activities available based on school interest and capacity.

## Selection Process

The Alameda County SR2S Program seeks to distribute Safe Routes programming equitably around the County. All schools in the County were invited during the summer months of 2013 to apply to the 2013-2014 program.

The program team compiled demographic, land use, and collision data for all applicants, which resulted in a score and rank for each school. In addition to the 99 elementary and middle schools selected for the Alameda County SR2S program, all six high schools that participated in the 2012-2013 high school pilot program were invited to participate in the 2013-2014 school year.

## Alameda County Planning Areas

**North:** Oakland, Berkeley, Albany, Piedmont, Emeryville, Alameda

**Central:** Ashland, Castro Valley, Cherryland, Hayward, San Leandro, San Lorenzo

**South:** Fremont, Union City, Newark

**East:** Dublin, Pleasanton, Livermore



Washington students (Berkeley) enjoy a healthy snack at the Bike to Work Day welcome table



Wells Middle School Golden Sneaker Classroom Champion

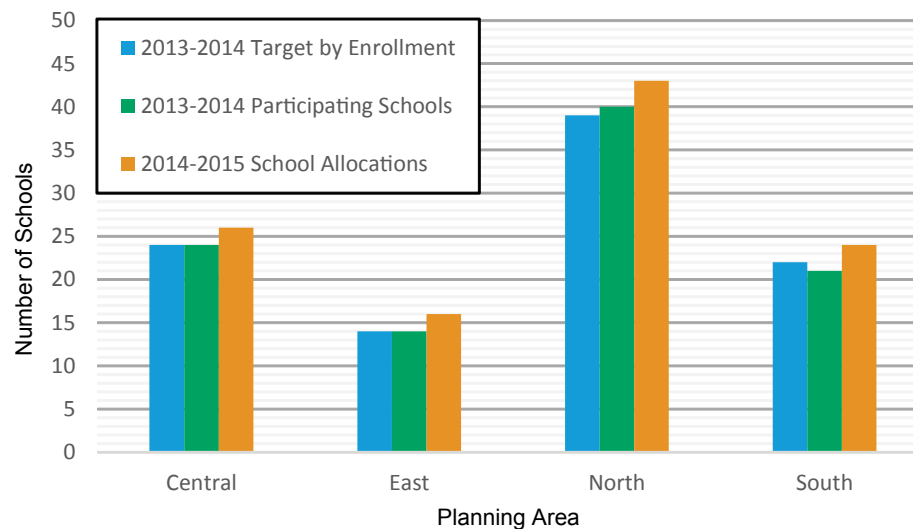


The program team used student enrollment to determine a target number of schools to participate from each school district, aiming for equitable participation from each of Alameda CTC's four planning areas. Within each school district, high-scoring new schools were prioritized for program participation, with reapplying schools with high rates of program participation accepted until reaching the target number for each school district. The final choice in selected schools for each district was vetted by SR2S staff and Alameda CTC staff.

The program team selected 99 K-8 schools from a pool of applicants to participate during the 2013-2014 school year. Selected schools signed a letter of commitment stating that they will create a Safe



Principal Lee and the staff at Leitch care about pedestrian safety.



**Figure 5 Comparison of Participation Targets by District and 2013-2014 Schools**

Routes Team, identify a School Champion, conduct student hand tallies, assist with scheduling and outreach to support the program, and host at least three Safe Routes events.

The SR2S program reached a greater level of geographic equity in the 2013-2014 school year. The SR2S program was able to proportionally enroll a greater number of schools in the south and east areas of Alameda County, which were historically under-represented areas in past years.

## Program Delivery

A Site Coordinator from the Alameda County SR2S staff is assigned to each school accepted into the program. The Site Coordinator works one-on-one with the school's administration and volunteer School Champion to organize the activities and events. In middle schools, students are encouraged to actively participate in running events.

Once schools have been accepted into the Alameda County SR2S program, the extent of their participation varies. Schools who have been in the program often have several scheduled events. New schools may require intensive support from a site coordinator to organize and plan events. During the 2013-2014 school year, program activities focused on three countywide events: International Walk & Roll to School Day, the Golden Sneaker Contest, and Bike to School Day. The program's goal is to have all comprehensive schools participate in all three countywide events.

The number of schools participating in each event grew during the 2013-2014 school year by an average of 16%. Student participation in each event also increased, indicating support for these elements of the SR2S program.

---

"With all the tests and schoolwork, it's tough to organize these events. But it's also really important because those are the experiences that are going to stay with them. Promoting Bike to School days accomplishes a lot for a school; it promotes healthy living, reduces pollution from idling cars, reduces congestion around schools, and most importantly allows students and families the ability to share and create fond memories."

- Brett Nelson, Principal, Dougherty Elementary, Dublin

---

## Program Activities

The following pages describe the specific program events and activities offered through Alameda County's SR2S program during the 2013-2014 school year. The program activities include:

### Countywide Events

- International Walk and Roll to School Day
- Golden Sneaker Contest
- Bike to School Day

### Additional Student Programs

- Monthly Walk and Roll to School Days
- Walking School Buses & Bike Trains
- BikeMobile Visits
- Bike Rodeos
- Drive Your Bike Programs

### School/Parent/Community Programs

- Educator Guide / Teacher Training
- Safe Routes to Schools Curriculum
- District-Wide Task Forces
- Family Cycling Workshops
- School Site Assessments
- Adult Bicycle Safety Courses

## Countywide Events

### International Walk and Roll to School Day

Since 2006, Alameda County SR2S has kicked off each school year with International Walk & Roll to School Day in early October. The event began abroad in 1994 to bring communities together to focus on safer and improved streets, promote healthier habits, and conserve the environment.<sup>1</sup> In 2013, millions of families and community leaders in over 40 countries celebrated in October.

In Alameda County, International Walk & Roll to School Day is the largest SR2S event, celebrated by schools as a kickoff event for a full school year of programming. Site Coordinators work with School Champions to publicize and plan this school-wide celebration where all are encouraged to walk and bike. In 2013, the event was held on October 9, with schools celebrating throughout the week.

Alameda County SR2S supports school efforts with outreach materials, activities such as the bicycle blender or bicycle trivia wheel to enhance the celebrations, and coordination of media events. This event raises visibility of the Safe Routes program and is the foundation of the year's activities.

<sup>1</sup> <http://www.iwalktoschool.org/about.htm>

## Highlights

During the month of October 2013, 103 schools in Alameda County participated in International Walk & Roll to School Day, including 5 high schools, 10 middle schools, 2 K-8 schools, and 86 elementary schools. This marked a 29% increase over the number of schools participating in the event in 2012. Of the 103 participating schools in 2013, 96 were enrolled in the Alameda County SR2S comprehensive program.

Based on student tallies during the event, 65% of students walked or rolled and 80% arrived using green modes (including walking, bicycling, skating, carpooling, taking transit and bussing). On a typical day, approximately 49% of students arrive via green modes, indicating a 63% increase in green trips during the event.



Getting ready for International Walk and Roll to School Day at Kolb Elementary (Dublin).

There were almost 5,000 more non-single family vehicles trips in 2013 than in 2012, indicating continued growth in green trips and potential for mode shift on a more regular basis.

Staff conducted outreach with eight different task forces in the month leading up to the event to encourage participation and to distribute incentive awards for students. International Walk & Roll to

At Albany Middle School, students mark their mode on International Walk to School Day 2013.



"We had a great morning celebrating International Walk and Roll to School Day! We played music, handed out pencils and stickers to the kids. We gave away bags to the parents that we stuffed with goodies and flyer's on walking and bike safety!"

- Parent, Harder Elementary, Hayward

## Golden Sneaker Contest

The Golden Sneaker Contest, first rolled out in 2010, continues to be a program highlight. The contest encourages families to get active and reduce pollution by walking, biking, and carpooling to school over two weeks in March. Classrooms track how students get to school, then the classroom with the highest rate of active travel at each school wins the coveted Golden Sneaker trophy.

Participating schools publicize the event, track how students travel, and throw a party celebrating the contest and the winning classroom. The contest targets each age group differently; elementary school teachers track trips using a large poster for the classroom, while middle school students run the contest themselves with assistance from Site Coordinators. High school students use the data to calculate carbon emissions savings.

## Highlights

In March 2014, students in 71 schools across Alameda County participated in the Golden Sneaker Contest, representing a 25% increase over the 57 schools that participated in 2013 and an 87% increase over the 38 schools that participated in 2012. It is estimated that 34,000 students participated in the contest countywide.

Schools that, in addition to completing student travel hand tallies in fall 2013, pledged all-school participation during the Golden Sneaker Contest became automatically eligible for the "Platinum Sneaker Award" – a countywide award for the school with the greatest increase in the number of students using green modes of transportation during the contest.

Over 40 schools were eligible for the Platinum Sneaker Award in 2014, with Kolb Elementary in Dublin winning this year's Platinum Sneaker Award.

While a typical day sees 39% of Kolb students get to school using green modes, 62% of students did so during the Golden Sneaker Contest. This translated to 175 additional students getting to school in greener ways each day. Kolb Elementary was honored with the coveted Platinum Sneaker Award by the Alameda CTC Commission at the end of March.

The winning class at Stanton Elementary School celebrates their Golden Sneaker Award 2014.





## Bike to School Day

Cities around the Bay Area hold popular Bike to Work Day events each year in May. In 2014, Alameda County SR2S organized the fourth Bike to School Day in parallel to celebrate biking at 95 schools, 88 of which participate in the comprehensive SR2S program. The 95 schools participating in Bike to School Day represent a continued increase in participation, from 65 schools in May 2013 and 38 schools in May 2012.

Schools were invited to host “Energizer Stations” to give passing bicyclists Bike to Work Day gift bags, refreshments, and local bicycling information. Some schools organized special morning events with activities like pedal-powered smoothies made on Bike Blenders.



Early morning Bike to School Day preparation at King Middle School (Berkeley).

## Highlights

In May 2014, 73 elementary schools, 13 middle schools, 2 K-8 schools, and 7 high schools participated in Bike to School Day. Over 5,000 students rode bikes to school on the day of the event, more than double the number that rode in 2013.

**“King had 71 bikes in the bike cage or locked to the poles. There was no capacity left in the cage! The highest count for King to date!” - Amber Evans, Parent Champion, King Middle**



Full bike racks at Harvest Park Middle School (Pleasanton)



Kindergarteners of Ms. Goldspring's class cheers for Bike to School Day 2014 at Otis Elementary School (Alameda).



Super Weevil visit Jackson Avenue Elementary (Livermore)



## Ongoing Student Programs

### Monthly Walk and Roll to School Days

Schools can encourage students to walk, ride, or scooter to school regularly with monthly or weekly Walk and Roll to School Days. In the monthly newsletter provided by the Alameda County SR2S Program are outreach materials, text that school champions can insert into their own school newsletters and email announcements, and suggested activities in a given theme for each month. Monthly Walk and Roll to School Day messages for school champions are provided in both English and Spanish.

### Highlights

During the 2013-2014 school year, 39 schools held monthly Walk and Roll to School Days, with an average of 90 students participating each month at Garfield Elementary School in San Leandro.

### Walk and Roll to School Day Themes

November: Canned Food Walk

December: Be Safe, Be Seen, Be Green

January: Make a Change

February: Going Cupid 4 Carpools

March: March into Spring

April: Save the Earth

May: Bike to School Month

June: Stay Active in the Summer



Walking School Bus Banner at Niles Elementary (Fremont)



The first day of a Walking School Bus coincides with Parkmont Elementary's (Fremont) monthly Walk and Roll to School Day.

### Walking School Bus

Walking school buses and bike trains are coordinated efforts where students walk or bike to school together with adult leaders. This allows parents to take turns leading the group of students to and from school. This program overcomes concerns parents have with allowing their children to walk or bike to school by providing adult supervision for the trip.

Alameda County SR2S trains parent leaders, provides reflective vests, and helps organize people into their routes. Additionally, the program develops Walking School Bus route maps for comprehensive program schools upon request.

### Highlights

During 2013-2014, 16 schools had regular walking school bus programs. Based on student hand tally data, there are higher rates of walking at schools with walking school bus programs.

Walking school bus maps have been developed for 11 schools and provided as a resource at school events, such as kindergarten orientation and parent meetings.

## Bike Mobile

The BikeMobile travels to schools and events throughout the County to provide free bicycle repair services and safety tips for bicycling. First launched as an independent pilot program in 2011, the BikeMobile has been fully integrated with programming and offerings from the Alameda County SR2S program. The BikeMobile makes visits at SR2S-participating schools as well as other schools and community events.

### Highlights

The BikeMobile made 115 visits throughout the County during the 2013-2014 school year. There were 67 school-site visits, representing over 37% of available school days, and 48 communitywide visits, including Oakland's Earth Expo, and health fairs throughout the County where children and their families were in attendance.

During 2013-2014, BikeMobile staff repaired over 2,400 bicycles, 40% more than the previous school year. Where bicycles were counted before and after the BikeMobile visit, the average increase in bicycles after the visit was 96%.



Harder Elementary School (Hayward) receives a Bike Mobile visit.



Bike Mobile mechanics repair bikes for children at Tyrell Elementary School's (Hayward) Bicycle Festival.

## Skills Drills


"Skills Drills" bicycle safety education classes are conducted in elementary schools for 4th and 5th grade students. Classes are led by a team of youth cycling instructors and teach students proper bike handling techniques, how to use hand signals, read traffic signs, and maneuver through intersections, as well as how to perform a bike safety check and adjust a helmets. Skillz Drills are led by certified instructors<sup>2</sup> and at least one teacher, and are held in a school parking lot or playground area.

### Highlights

During 2013-2014, Alameda County SR2S offered bike rodeos in 10 school districts. In Albany and Fremont, bicycle rodeos were provided outside of the Alameda County SR2S program.

Over 1,400 students participated in bike rodeos at 18 schools during 2013-2014.





## Drive Your Bike Program

This week-long curriculum for middle school and high school students includes lessons about bike safety, helmet adjustment, and traffic signs. After in-class training during P.E., students move to the gym or blacktop to learn basic bike handling skills.

Once they have shown competence in the basic skills, students practice their skills by biking with instructors on streets in their school's neighborhood.

### Highlights

Alameda County SR2S worked with P.E. teachers to provide bicycle education to students at nine schools, reaching almost 4,000 students. In addition, the City of Albany organized and funded PE bicycle education at schools in the City.



PE students at Bret Hart (Hayward) during their Drive your Bike class with Cycles of Change.

## Family Cycling Workshops

Family Cycling Workshops are a complementary element coordinated with the Alameda County SR2S Program to provide bicycling instruction to parents and their children. League of American Bicyclists Certified instructors lead families in a four-hour class that includes games, safety drills, skill building, and a neighborhood ride.

Alameda County SR2S funded three family cycling workshops during the 2013-2014 school year, supporting other workshops occurring around the County.

### Highlights

The Family Cycling Workshops involved over 50 participants. Family Cycling Workshops were provided at Kolb Elementary in Dublin, Burbank Elementary in Hayward, Harvest Park Middle School in Pleasanton, and in the City of Alameda.

**“My 9-year-old son and I had a great time learning more about biking and rules of the road. I can see the skills he gained each day as we ride to school together. I feel much more confident about him being able to bike to school on his own next year.” - Lori Carducci, Workshop Attendee in Pleasanton**



Students at Burbank Elementary (Hayward) enjoy riding through a mock intersection at their after-school Bike Rodeo.

### Family Cycling Workshop

Laura Ruberto, Workshop Attendee in City of Alameda

“The class was awesome! I attended with my husband and our two children. I really appreciated the straight-forward lessons in bike safety, perfectly pitched for kids. Best of all was ending with the bike ride around town. I have been telling all my friends-with-kids about this class and my husband and I have already donated to Bike East Bay as we really appreciated all the organization and thoughtfulness of the program. The most valuable part for me was the opportunity for my children to hear about the importance of bicycle safety from someone other than myself/my husband. And that they saw other kids being safe and having fun on their bicycles in the urban-ish environment we live in. Great job!”



---

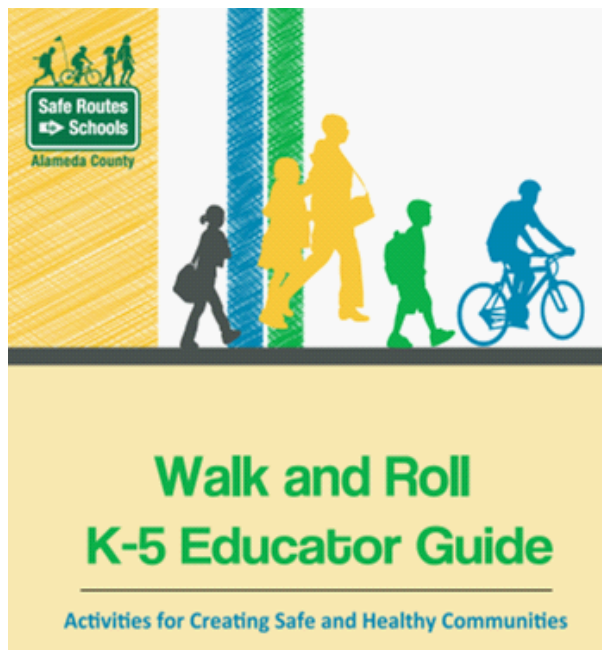
## School, Parent, and Community Programs

### Educator Guide/Teacher Trainings

Alameda County SR2S collaborated with the Safe Routes to Schools program in San Mateo County to develop a K-5 Safe Routes to School Educator Guide that is aligned with Common Core State Standards and Next Generation Science Standards. The Guide is designed to support flexible implementation to facilitate activities in the classroom, a club, or after school program. The Guide was released spring 2013 and includes:

- Engaging grade level activities for the classroom and after school
- California State Content Standards correlations
- Themes on safety, community, health, and environment
- Ways to connect to Safe Routes to Schools program components
- Safety DVD and This is the Way we Go to School book

Interested teachers can attend a 30-minute orientation session presented by Site Coordinators, and can download the Guide through the program web site.



[The Walk and Roll Educator Guide provides in-class activities that relate to California common core standards and that teachers can use to support Safe Routes efforts.](#)

### Highlights

During the 2013-2014 school year, 20 schools received educator guide presentations, more than twice the number of schools that received trainings the previous year. The educator guide was also introduced at numerous school events.

### SR2S Task Forces

Parents, teachers, and other school community members convened monthly in Task Forces to discuss strategies for promoting Safe Routes. Nine Task Forces are active around the County. In central and south areas of the County, Promotores Steering Committee meetings, made up of community members engaged in health education, were held regularly as well.

### Highlights

Task Forces were active in Alameda, Albany, Berkeley, Dublin, Fremont, Oakland, New Haven, and San Leandro. School districts in Hayward, San Lorenzo, and Castro Valley participated in the Unincorporated Task Force. At these monthly meetings, schools shared information regarding activities they were planning and collaborated on events. In Berkeley, the Task Force worked with the SR2S site coordinator to organize a successful district-wide bike festival for the second year in a row.



## School Site Assessments

During a school site assessment, the school community observes conditions and behaviors around the school site that make it difficult or unsafe to walk or bicycle. Participants identify and evaluate safety issues, particularly in the walking and biking environment within a quarter-mile of the school. School parents, staff, students, city or county planners and engineers, neighbors, traffic safety officers, and local elected officials are invited.

As part of a school site assessment, planners and designers in Alameda County's SR2S program team present improvement recommendations to the school community, then submit the plans to the local city or county planning agency to advocate for traffic and engineering changes in the community.

## Highlights

Alameda County SR2S staff conducted site assessments at 7 schools during the 2013-2014 school year.



Principal and parents map out ideas to make the walk to Alvarado Elementary (Union City) safer during a School Site Assessment.

## PTA/Parent Meetings

Alameda County SR2S Site Coordinators reached out to parents from the beginning of the school year, attending PTA and other parent meetings. Site Coordinators presented information about the Safe Routes program and asked for volunteers and participants for upcoming events.

## Highlights

Site Coordinators attended or presented at PTA meetings at 16 schools, in addition to School Site Councils, English-language advisory councils, principal coffees, Parent Center gatherings, and other similar meetings where parents can get involved in school activities. At several of these schools, Coordinators returned to multiple meetings and worked with School Champions to raise awareness of the Alameda County SR2S program.

**Marin Elementary School in Albany has Safe Routes built into their PTA structure, which supports the program activities with funding and by identifying parent volunteers.**

## Other Events and Strategies

In addition to formal activities and events, several schools and communities hosted a variety of fun events that Alameda County SR2S participated in. In some cases, the standard Safe Routes activities encouraged School Champions to take on new or different events to encourage active transportation.

## Bicycle Essay Contest

Alameda County Transportation Commissioner and County Supervisor Scott Haggerty sponsored an essay contest to get more elementary school students using healthy and active transportation. Students at Brier Elementary and Weibel Elementary participated.

Two students from each school were eligible to win the grand prize of a new bicycle with helmets, locks, and lights.

In their essays, students answered the questions:

- What would your neighborhood be like if more people rode bikes to school and work?
- How would a bicycle make your life better, or if you already have a bike, how does it make your life better?
- What are some ways that bicycles can make the world a better place to live? If you were in charge of your school, how would you get more kids to bike and not take cars so much?



Winner of the Bike It-I like It Essay Contest sponsored by Supervisor Scott Haggerty, fifth grader Yebin Shin, smiles proudly with her parents and new bicycle.

**“Bicycling is the best way to go if you want to help the world and yourself. Riding a bike doesn’t contribute to pollution and keeps animals and ourselves safe. On top of that, bicycling keeps our bodies healthy, both physically and mentally, all while being fun. So the next time you’re trying to decide which method of transportation to take, really consider the bike.” - Gloria Soriano, Grade 6**

## Success Story

### Bicycle Festivals

#### Tyrrell Elementary Hayward

In its first year in the program, Tyrrell Elementary in Hayward held a Pop-up Bike Festival in May. Students and their families enjoyed bike-blended smoothies and tricycles races while enjoying music provided by Kaiser Permanente Educational Theatre’s Super Weevil and his pedal-powered sound system. Hayward Police Department Sergeant Rich Butler was there on his patrol bicycle and the BikeMobile made about 50 repairs. Hayward Mayor Michael Sweeney also stopped by to congratulate Tyrrell’s principal on such a successful event.

Bicycle festivals were held throughout the County, including Alameda, Berkeley, Oakland, and Newark.

**“Riding a bicycle can give us a lot of benefits. It makes our bod[ies] stronger. We can have strong heart and muscles. Bike don’t emit exhaust... so we can enjoy clean air.” - Yebin Shin, Grade 5**

# CHAPTER 4 High School Pilot Program

During the 2013-2014 school year, the high school program shifted into a fully integrated aspect of the Alameda County Safe Routes to School program, with staff working closely with students through clubs, academies, and elective classes.

The six schools that participated in the pilot program during the 2012-2013 school year again participated in this year's high school program: Albany High, Dublin High, Foothill High, Irvington High, Oakland Technical High, and San Lorenzo High.

Students assessed site design and transportation issues at their schools, and learned about event planning while working on collaborative projects to encourage their peers to walk, bicycle, take transit, and carpool to school.

New programming included a Cocoa for Carpools Day, integration of SRTS and social media, and new partnerships

## Program Approach

The high school program engages students around transportation issues, teaching them about the impacts of their travel decisions and helping them organize events to reach out to their peers. The program's model uses student leaders to initiate projects that interest them and are relevant to their school, while leveraging the existing materials and resources provided by the overarching Alameda County SR2S program for major events.

Goals of the high school program include:

- Increasing student awareness of health and environmental impacts of driving, particularly through event organizing, assessments, presentations, and guest speakers.
- Empowering young people to make change in their communities. Youth participate in hands-on activities and organize events to understand transportation issues and encourage their peers to try walking, bicycling, and carpooling. Experiences such as School Site Assessments help students make concrete associations about how the built environment affects their lives. Guest speakers connect the classroom work with careers and show students that their efforts can make a difference.
- Reduction of single occupancy vehicle car trips to decrease traffic around high schools, minimizing congestion and air pollution. The program promotes transportation alternatives as being “cool,” social, and as giving students more independence.
- Flexibility in approach allows the program to find the best way of engaging students, whether through an after-school club or in a class.
- The creation of a more equitable environment for all youth in Alameda County. The program aims to give all teens the option of walking, biking, and taking public transit, regardless of their location, ethnicity, socio-economic status or physical ability.



Students at Irvington High School appreciated Spare the Air's donation of funding for helmets and bike bells.

- Increased outreach to parents, who figure heavily in students' transportation choices. Presentations to PTAs and PTSAs and other organizations helped parents participate in Safe Routes activities and support their students' efforts.

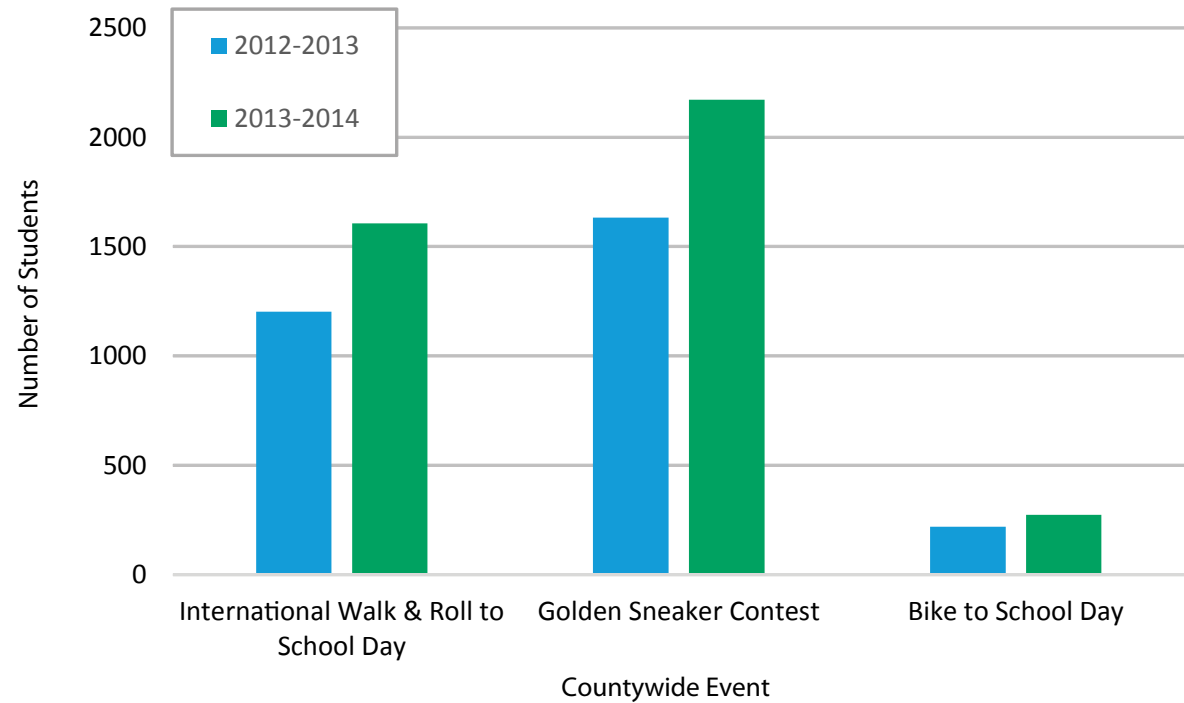
## Selection Process

Schools that participated in the 2013-2013 pilot were invited to continue Safe Routes programming in the 2013-2014 school year. The six participating high schools represent all four Alameda County planning areas as well as the diverse ethnic and economic backgrounds in the County.



This year's Golden Sneaker Contest winning class, Freshman Global Studies, had 100% participation!

**Figure 6 High School Participation in Countywide Events**



## Program Delivery

Alameda County SR2S delivered high school programming through existing school clubs and classes. The High School Coordinator worked closely with teachers and students to deliver the programming. Table 2 summarizes program delivery methods and results.

The “Student Leaders” listed in the table helped organize Safe Routes events and activities at each listed school. The “School Group” was the affiliated school organization through which the Site Coordinators worked at each school.

	School	City	School Group
Club	Albany High	Albany	Earth Team
	Foothill High	Pleasanton	Safe Routes Club
	Oakland Technical High	Oakland	BuildOn
Class	Dublin High	Dublin	Freshman & Upper Class Leadership
	Irvington High	Fremont	Green Advisory Class
	San Lorenzo High	San Lorenzo	Green Urban Design Class

**Table 2 High School Program Delivery**

## Program Activities

During 2013-2014, every high school participated in the countywide events, with two schools also celebrating a high school-focused Carpool Day, piloted as Cocoa for Carpools. Students also worked on a variety of collaborative projects.

Additionally, the High School Coordinator convened the Safe Routes Fellows, in which two student leaders from each school served on a countywide council, similar to SR2S Task Forces convened citywide. The Fellows met monthly to discuss ways

to improve event outreach to youth throughout the County and to share ideas.

A summary of programs implemented is given in Table 3.



This year's end of year bike festival included the BikeMobile, button making, the bike blender, and a mini clown bike. We received great support from the City of Fremont and Supervisor Haggerty's office for this event.



Students woke up early to make hot cocoa for the event, with help from the cooking teacher on campus.



## High School Highlights

The high school program provides the opportunity to engage students in a variety of ways that are

unique to the high school environment and student leadership. Some highlights from this year's activities include:

City	Schools	Highlights
Albany	Albany High	<ul style="list-style-type: none"> <li>Participation in all Countywide events increased this year by 30-50% for each event</li> <li>Students integrated social media into Bike to School Day, using the #AHSBikeDay hashtag for eligibility to win a prize provided by Spare the Air Youth</li> <li>One student leader also led weekly Safe Routes Cub lunchtime meetings at Albany Middle and engaged other high school students to help host monthly walk &amp; roll days at the middle school</li> </ul>
Dublin	Dublin High	<ul style="list-style-type: none"> <li>Students organized to create the largest bike pool in the history of the high school program, with 20 students riding together on Bike to School Day and an overall increase in participation of 33%</li> </ul>
Pleasanton	Foothill High	<p>Participation in all 4 events increased:</p> <ul style="list-style-type: none"> <li>Aligning International Walk &amp; Roll to School activities with Homecoming provided an avenue for competition and resulted in a 13% increase in participation this year</li> <li>Carpool Day was piloted as Cocoa for Carpools, resulting in a 64% increase in participation</li> <li>Students created a training video for teachers for the Golden Sneaker contest, resulting in a 60% increase in participation</li> <li>Leadership Liaisons made Bike to School Day announcements in class, resulting in a 75% increase in participation</li> </ul>



Student leaders Sami and Martin demonstrate how to blend a smoothie at the mini bike festival in preparation for International Walk & Roll Day at Albany High School.



Teachers from Albany High School participate in our social media contest to promote Bike to School Day using the hashtag #AHSBikeDay..

**Table 3 High School Program Highlights**

Additional details about each school in the high school program can be found in Appendix B. School Summaries

City	Schools	Highlights
Fremont	Irvington High	<ul style="list-style-type: none"> <li>Students in the Green Advisory class created a thermometer that gauged <b>carbon emissions reduction during this year's Golden Sneaker contest and compared it with reduction during the previous year's event.</b> There was a 38% increase in participation this year.</li> <li>Bike to School Day participation increased by 73% this year, only the second time it was held on campus</li> </ul>
Oakland	Oakland Technical High	<ul style="list-style-type: none"> <li>A partnership with BuildOn proved to be successful, resulting in dramatic increases for International Walk &amp; Roll to School Day and Bike to School Day this year, 62% and 618%, respectively</li> <li>Work from the 2012-2013 school year continued, with information from a walk audit being used to identify an improved location for an AC Transit bus stop, along with an electronic NextBus sign students advocated to be added</li> </ul>
San Lorenzo	San Lorenzo High	<ul style="list-style-type: none"> <li>Students identified a need to change the AC Transit bus schedule for the <b>primary bus lines serving their school, submitting a memo through AC Transit's</b> online complaint form and meeting with a planner from AC Transit, resulting in schedule changes that will go into effect August 2014</li> </ul>



Approximately 20 students joined this year's Bike to School Day bike pool from Emerald Glen. They were greeted by event organizers and City Councilman Don Biddle.



Students participate in a lunchtime bike celebration with the bike blender and pizza, sponsored by student activities..

# How Students Travel

The Alameda County Safe Routes to Schools program seeks to increase the numbers of students who use green (walking or biking) or shared (carpooling, school bus, and transit) modes to get to and from school.

While the Alameda County Safe Routes to School (SR2S) program has gathered student and family travel data for several years, it has been only since the 2011 data collection effort that a consistent methodology and comprehensive surveying across the County has provided sufficient data for a robust evaluation.

## Data Sources

Alameda County SR2S collects travel behavior data from two primary sources: student hand tallies and parent surveys. The hand tallies tend to present a more accurate estimate of student travel during the week, while parent surveys gather additional information about parental perceptions and attitudes toward walking and bicycling, as well as the Safe Routes to Schools program.

The data collection methodology was adjusted for the 2013-2014 school year, due to the resource intensive nature of data collection. In the two previous years, student hand tallies and parent surveys were collected twice a year. However, for the 2013-2014 school year, student hand tallies were collected only in the fall and parent surveys were collected only in the spring. The following data analysis compares fall 2013 hand tallies to those collected in previous fall semesters and spring 2014 parent surveys with surveys collected during previous spring semesters, for consistency.

For hand tallies, a teacher or Safe Routes staff member asks students to raise their hands to indicate how they got to school—by walking, biking, riding the school bus, taking transit, using the family car, carpooling, or other mode.

The fall 2013 hand tallies were gathered in 644 classrooms at 78 schools.<sup>1</sup>


---

<sup>1</sup> Of the 105 schools contacted, 78 returned hand tallies, for a response rate of 74.3 percent. Hand tallies were conducted in two classrooms per grade at most participating schools.

Parent surveys are sent home in backpack mail or via a link to an online survey parents can complete. Surveys ask parents how their children get to and from school, and ask opinion questions about mode choice and their participation in the Alameda County SR2S program.

The spring 2014 parent surveys were collected from 4,478 families, accounting for over 5,000 students, a 26% increase from 2012-2013.

While parent surveys and hand tallies use different data collection methods, mode split results for the same semester have been relatively consistent for Alameda County.



Mode chart at Kolb Elementary in Dublin

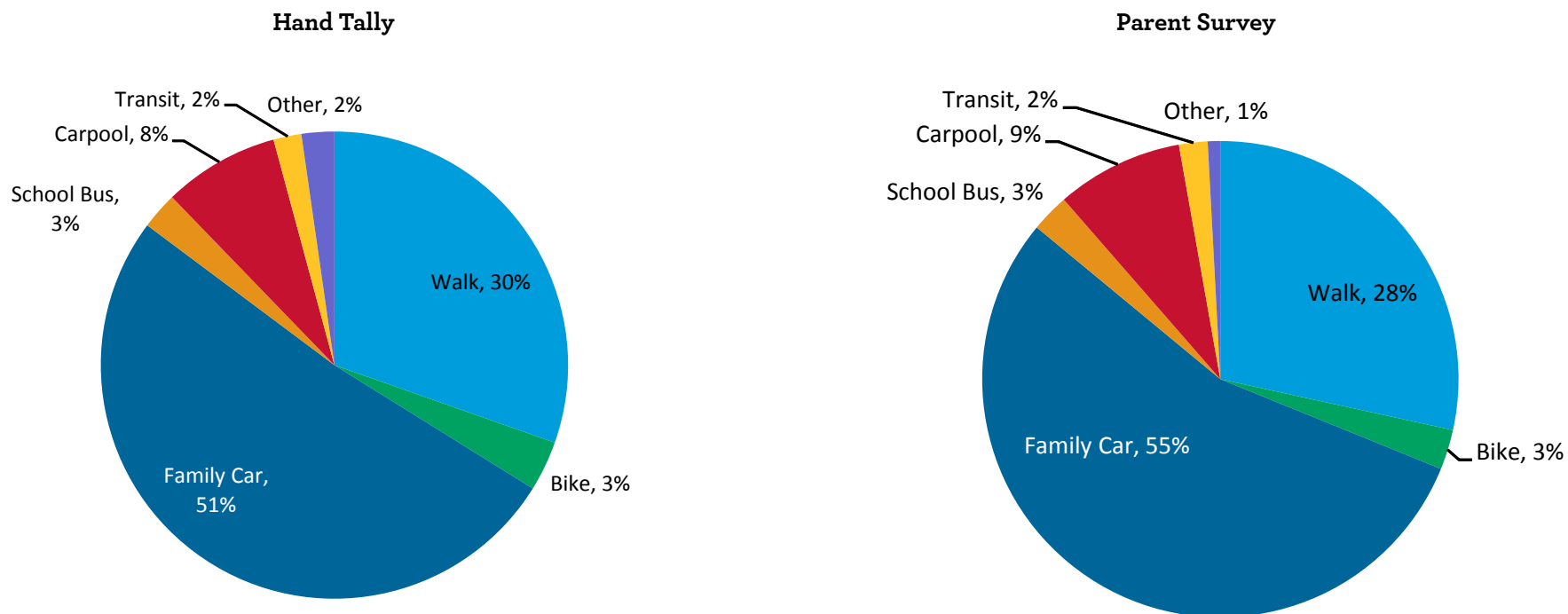
## Countywide Results

According to student hand tally data taken after International Walk & Roll to School Day in fall 2013, active transportation accounts for 36% of trips Countywide, up from fall 2012. Shared transportation makes up 13% of the mode split, with carpooling at 8%, school busses at almost 3%, and transit at 2%.

About half (51%) of school trips Countywide are made in a family vehicle, not part of a carpool.

Spring 2014 parent surveys indicate that 32% of trips to and from school are made using active transportation, while shared modes account for 14% and driving alone accounts for 55%.

**Figure 7 Mode Split for Countywide School Trips, Fall 2013 Hand Tally and Spring 2014 Parent Survey Data**





## Mode Split by Planning Area

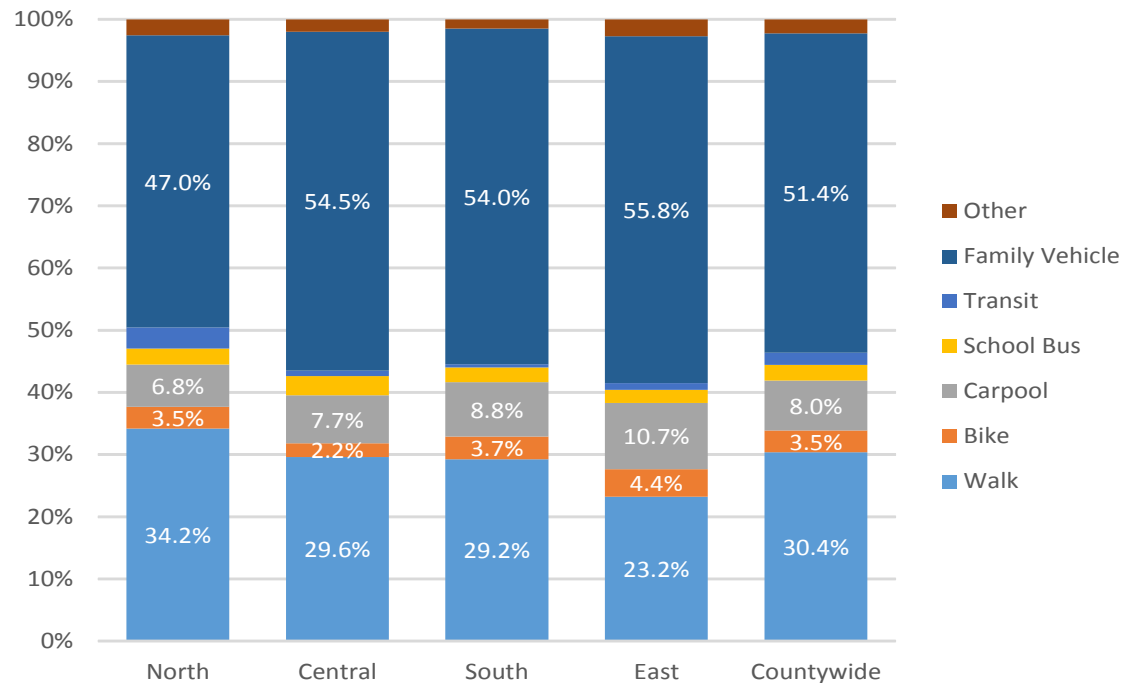
Alameda County is made up of four planning areas, which vary greatly in geographic and land use characteristics. School travel habits tend to vary between the planning areas, shown in Figure 8.

- Schools in the north planning area have the highest **walking** rates (34%), followed by central and south planning areas at about 29% each.
- Rates of **bicycle** ridership are relatively close throughout the County, varying from 2% in the central planning area to 5% in the south (up from 2.7% in fall 2012). Schools in the east and south planning areas have higher rates of carpooling, at 10.7% and 8.8%, respectively.
- **Single family vehicle** trips account for a similar share of the mode split in the central, south, and east planning areas, and is lowest in the north part of the County.

## Mode Split by Distance

The parent survey asks how far students live from their school. This information helps evaluate whether Safe Routes successfully encourages active transportation among families that live within walking or biking distance. Students who live within a mile of school represent the greatest potential for the Alameda County SR2S program to increase active transportation to and from school.

**Figure 8 Mode Split by Planning Area, Fall 2013 Hand Tally Data**

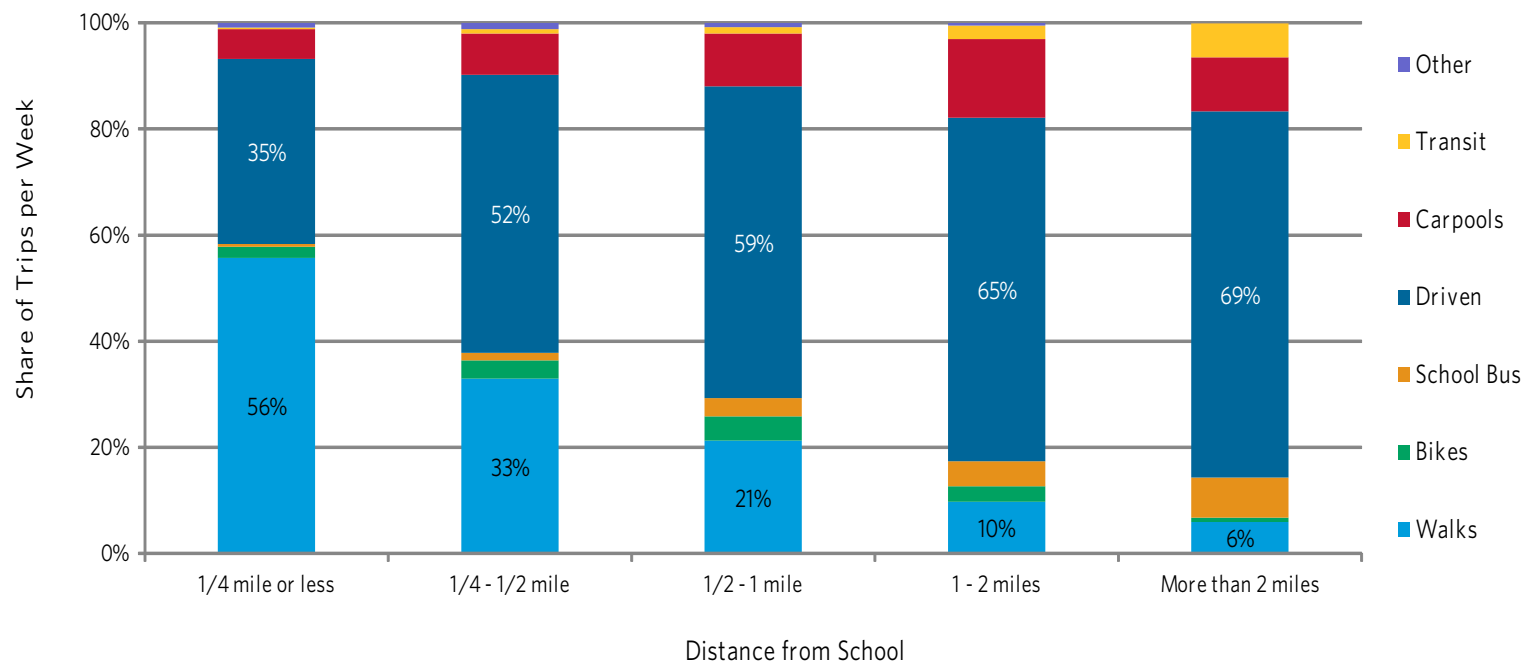


Shown in Figure 9, 56% of students living within a quarter-mile of school currently walk or bike, but one-third are driven in the family car, indicating opportunity for additional mode shift.

Students who live more than two miles from school represent an opportunity to increase shared modes.

The data indicates that 69% of students living further than two miles are currently driven to school in a single family vehicle, a decrease from 77% in spring 2012. Spring 2014 parent surveys also show that overall rates of carpooling are slightly higher than in spring 2013, and further analysis indicates a link to higher rates of carpooling among schools

that were new to the program in 2013-2014. This indicates an opportunity as the program expands to a very diverse set of schools. Schools located in less urban locations, with students living further away, will need to focus on carpooling and other shared modes in order to shift away from single family vehicle trips.



**Figure 9 Mode Split by Distance from School, Spring 2014 Parent Survey Data**

## Comparison to Prior Years

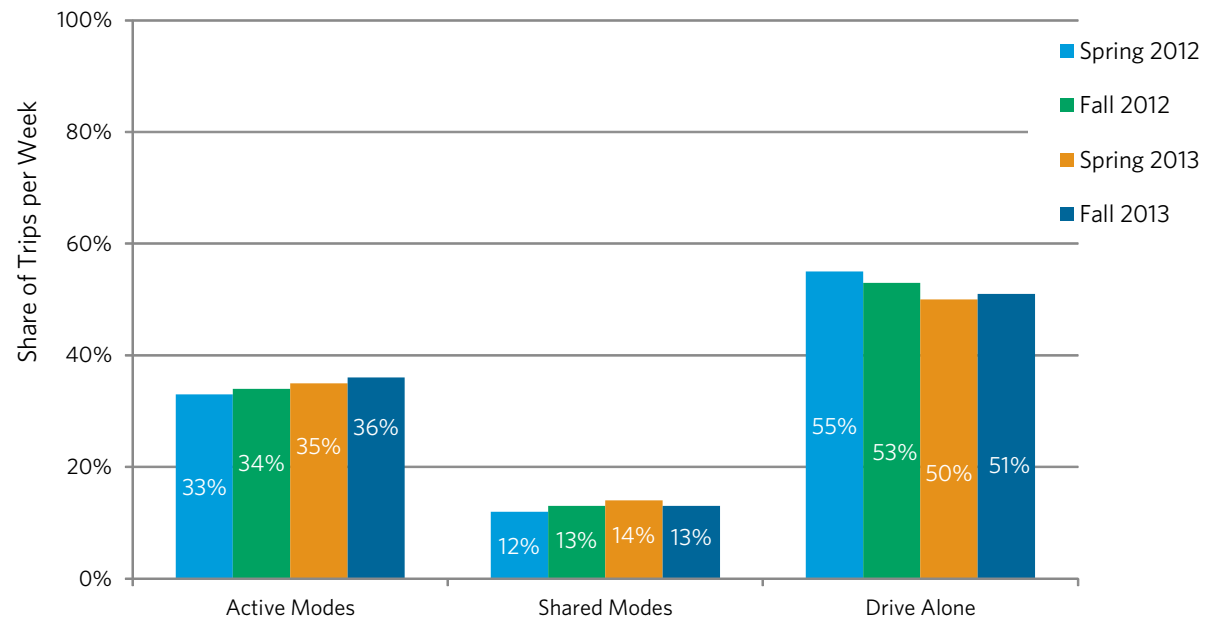
Countywide, hand tally data collected each semester since spring 2012 shows small but continual increases in active transportation, as well as decreases in driving alone. Shown in Figure 10, this data includes all participating schools that collected data during each time period.

### Mode Shift by Planning Area

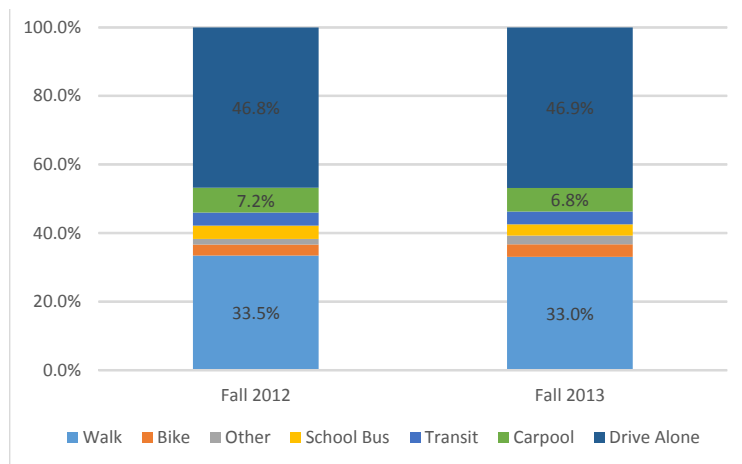
As new schools are added to the program each year, it is difficult to track mode shift accurately in the program overall. When only accounting for schools with comparable data sets across semesters, student hand tallies show the following trends in mode shift:

- Increases in **active modes** in north, south, and east planning areas, and relatively steady active mode shares in the central planning area.
- The central planning area had a large increase in **shared modes**, up to 12.7% in 2013 from 9.8% in 2012. Shared modes in other planning areas remained relatively stable.
- Trips made **driving alone** decreased in the central, south, and east planning areas, and remained steady in the north planning area.
- Figures 11-14 detail mode shift by planning area based on hand tally data, fall 2012 to fall 2013.

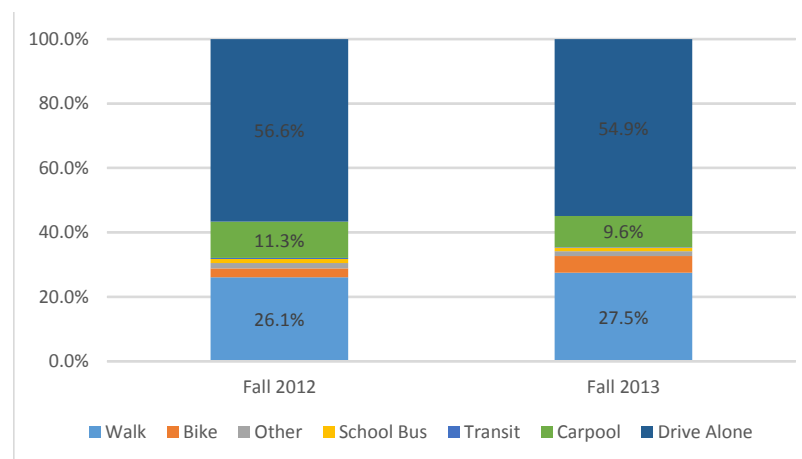
Figure 10 Mode Shift Across Semesters, Hand Tally Data



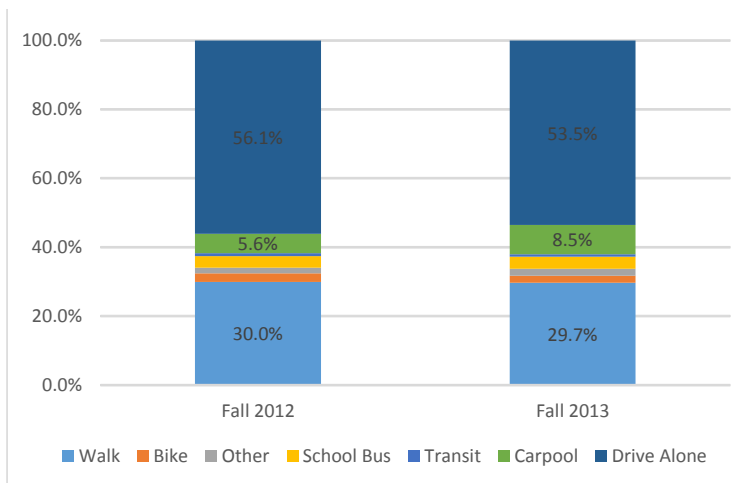
**Figure 11 North Planning Area Mode Shift, Fall 2012-Fall 2013, Hand Tally Data**



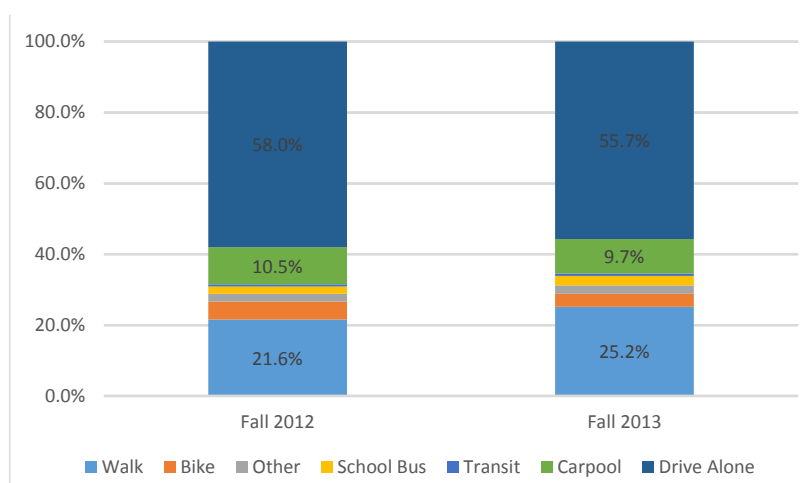
**Figure 13 South Planning Area Mode Shift, Fall 2012-Fall 2013, Hand Tally Data**



**Figure 12 Central Planning Area Mode Shift, Fall 2012-Fall 2013, Hand Tally Data**



**Figure 14 East Planning Area Mode Shift, Fall 2012-Fall 2013, Hand Tally Data**





While the 2013-2014 data collection process continued to expand from previous years, additional data is needed to form a better picture of how the program affects families' transportation decisions. Ideally, a five-year rolling average of mode split would be useful to show the behavior change over time. The program will continue working toward this goal, which will enable a better analysis of how program frequency and numbers of events may impact transportation decisions.

It is important to recognize that behavior change usually takes many years to establish, and this data can identify specific program elements or program participation that is correlated with mode shift.

### School Trends

Analyzing mode shift at a countywide scale provides an overall picture of school travel, but it does not allow for a detailed analysis of factors leading to a successful, sustained shift toward active and shared modes. Identifying trends in successful schools is an important aspect of implementing best practices countywide. Due to the geographic diversity of the County, a model school has been selected from each planning area and highlighted below. Strategies implemented at these schools can be expanded to other schools in the program.

### North Planning Area

Sequoia Elementary in Oakland has shown great strides in mode shift throughout their four years in the comprehensive program, increasing active mode share by 35% from fall 2012 to fall 2013, based on student hand tallies. During the 2013-2014 school year, Sequoia participated in all countywide events, held a bike festival that included a bike rodeo, and has ongoing walking school bus routes. A new crosswalk was also installed, based on parent and school staff request.

### Central Planning Area

Garfield Elementary in San Leandro has been in the comprehensive program for three years, and saw a 28% increase in active mode share from fall 2012 to fall 2013, based on student hand tallies. During the 2013-2014 school year, Garfield held monthly Walk & Roll to School Days with 80-90 students participating in each event. Safe Routes events were organized by a strong champion and supportive principal. The school participated in International Walk & Roll to School Day and Bike to School Day and plans to recruit a second parent champion to continue growing the SR2S program next year.

### South Planning Area

Searles Elementary in New Haven was the first school in the New Haven Unified School District to participate in the Alameda County SR2S program, with the 2013-2014 school year representing their third year in the program. Active mode share increased by 14% from fall 2012 to fall 2013, based on student hand tallies. The school held monthly Walk & Roll to School Days, participated in all countywide events, and integrated a bike rodeo with their weekend family resource fair. The school also benefits from a strong SR2S champion.

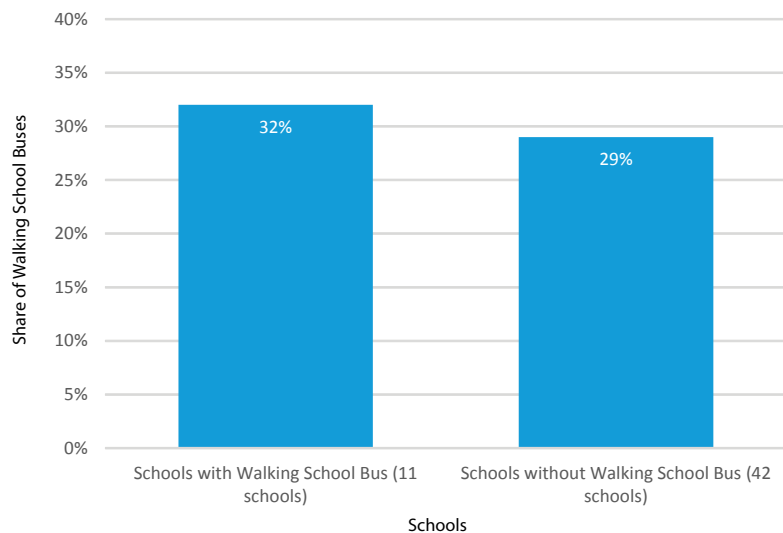
### East Planning Area

Dougherty Elementary in Dublin has been in the comprehensive program for three years, and had 100% of students get to school using active or shared modes of transportation on International Walk & Roll to School Day in fall 2013. Dougherty greatly benefits from a principal enthusiastic about the SR2S program. The school participated in all countywide events, received two BikeMobile visits, as well as a bike rodeo. Dougherty won the City of Dublin's prize for top participation on International Walk and Roll to School Day and had over 180 students participate on Bike to School Day.

## Model School Trends

The key to successful increases in active and shared mode split are linked to several trends identified in these schools. In general, it takes a few years of programming for SR2S strategies to become institutionalized at a school. Each of these highlighted schools have been in the program for 3-4 years, and are seeing the benefits of programming through increases in active mode share. Participation in the countywide events, holding additional monthly Walk & Roll to School Days, and participating in pedestrian and bicyclist safety education components are shown to lead to success.

Another strategy employed by these schools involves integrating several SR2S program activities together with other school events. At these schools, bike safety education was held in conjunction with a visit from the BikeMobile and other campus events, such as resource fairs. These activities were held in preparation for countywide events, primarily Bike to School Day and each of these schools had extremely successful countywide events. These strategies can be implemented in schools throughout the County.

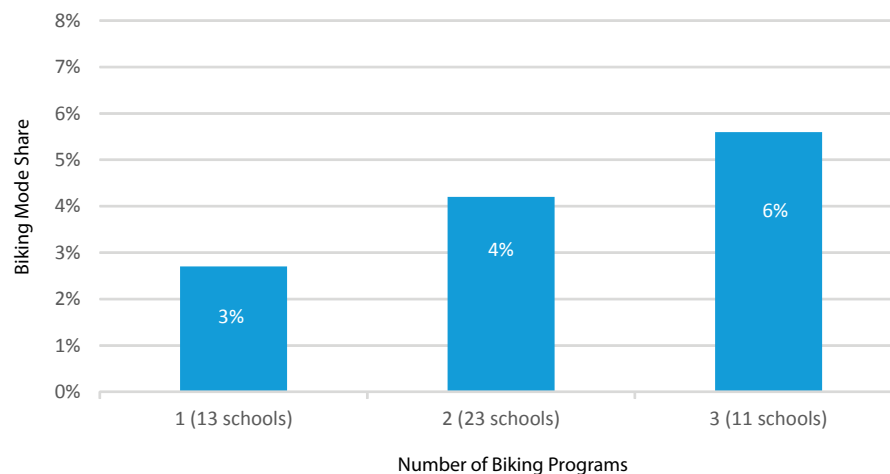


**Figure 15 Walking Mode Share and Walking School Bus Programs**

## Program Elements and Active Transportation Rates

The 2013-2014 student travel data indicates correlations between mode share and programs:

- Schools with more activities are slightly more likely to have a higher active mode share.
- Schools with walking school bus programs are slightly more likely to have higher walking mode shares.
- Schools with more bike programs are more likely to have a higher bike mode shares.

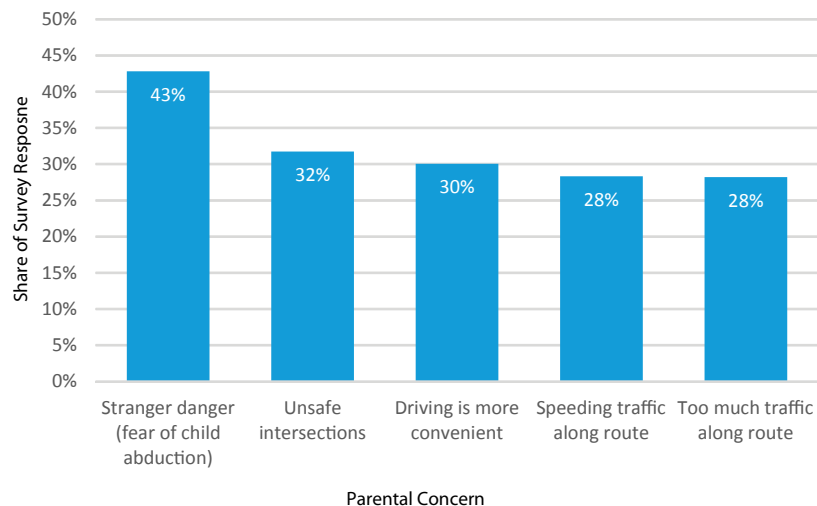


**Figure 16 Biking Mode Share by Number of Biking Programs**

## Parental Perceptions

The parent survey asks questions to evaluate parents' attitudes toward various transportation modes. While parents overwhelmingly felt that walking and bicycling is important for their children's health, 37% of parents would not feel comfortable allowing their children to walk or bike to/from school without an adult at any grade.

The survey also asks parents about their concerns regarding their children walking or biking to/from school. Countywide, stranger danger (fear of child abduction) is the main concern parents have. Other concerns are primarily due to traffic safety, shown in Figure 19.



**Figure 17** Parent Concerns with Walking/Biking to School, 2014 Parent Survey

82% of parents agree or strongly agree that walking and bicycling is important for their children's health.

67% of parents agree or strongly agree that walking and biking are encouraged by their children's school.

66% of parents agree or strongly agree that walking and biking are something they wished they did more often.

The survey also asks what messages particularly resonate with parents about why to walk and bicycle. Overwhelmingly, parents felt that the message that walking and biking encourage an active, healthy lifestyle is the most effective (60%), with the secondary message being that walking and bicycling is fun for the family (37%). This represents a change from spring 2013 parent surveys, when the message that driving causes air pollution and hurts the environment was the secondary selection (28%). The environmental message resonated with about the same percentage of parents this year, but the message of fun increased significantly. This may be due to an emphasis on making the countywide events exciting, increasing the number of bike festivals throughout the County, and engaging students more directly in event planning.

29% of parents feel that improving ride share or trip share coordination would encourage shared transportation.

24% of parents felt that designating a priority drop-off or parking area would encourage shared transportation.

# 6 A Look Ahead

The Alameda County Safe Routes to School (SR2S) program aims to shift students and their families away from single-family car trips and toward the healthier, more sustainable modes of walking, biking, carpooling, and transit.

In addition to mode shift, key performance measures include the number of schools, students, and adults who participate in the program, and number of program activities conducted at each school.

## Meeting Evaluation Goals

A variety of goals for the program have been tracked over time, and progress toward goals established for the 2013-2014 school year can be seen in Table 4. The program met goals for evaluation, encouragement, education, and engineering.

## Highlights

The target number of schools for the 2014-2015 school year was established at 109 K-8 schools and 8 high schools. Due to additional interest in the program and applications received well above the target, the program is expanding the comprehensive track by 24% for the upcoming year and will accept 130 schools into the comprehensive program.

## Expanding the Program, Ensuring Sustainability

During the 2013-2014 school year, the Alameda County SR2S program expanded the number of schools participating in the comprehensive program. As the program continues to expand year over year, the long-term goal of reaching every school in the County requires strategic decision-making regarding resource allocation and opportunities for improvement.

Meeting the goal of serving all 380 schools in the County can be accomplished by developing a new model of program participation. Currently, schools in the program are organized into two tiers: Comprehensive or Technical Assistance. Schools accepted into the comprehensive program receive one-on-one assistance, are eligible for a variety of high-quality programming free of charge,

and may receive support materials such as posters, banners, safety incentives, and safety vests. Schools not accepted into the comprehensive program may receive technical assistance from the site coordinators through their school district's Safe Routes to School Task Force, but are not eligible for free programming or safety incentives.

As schools age within the program, some now in their 7th year, active transportation and Safe Routes programming become institutionalized within the school culture. This allows for sustained mode shift with less one-on-one assistance required, allowing for resources to be focused on schools new to the program. A 'graduated' approach will be an important aspect of the program as it continues to expand. An evaluation will be conducted in the upcoming school year consisting of data that includes years in the program, number of activities, sustained mode shift toward active and shared transportation over several semesters, and markers of institutionalization, such as a PTA SRTS seat, a school-based SRTS team, and SRTS curriculum implementation. Based on these findings, a third tier for graduated schools may be implemented in the 2015-2016 school year. Schools in the graduated program can receive support through the school district SRTS Task Force rather than through one-on-one assistance, and will be eligible for some free programming, including BikeMobile visits.



Super Weevil at Cornell Elementary, Albany



**Table 4 Evaluation of 2013-2014 Goals**

	Goal	Result	Discussion
Evaluation	Refine established processes for data collection; improve response rate for tracking student mode share	✓	78 schools collected tally data, 26% increase from 2012-13; 4,478 parent surveys collected, with data from over 5,000 students
	Work with team partners to clarify data to be tracked and collecting and collating data on a monthly basis	✓	Alameda County SR2S staff utilized online system for tracking monthly program activities
<u>International Walk &amp; Roll to School Day</u>			
	Increase the number of participating schools	✓	105 participating schools, 30% increase from 2012-13
	Encourage participation by elected officials	✓	29 elected officials participated; Alameda City Council declared Oct 9th "International Walk & Roll to School Day"
	Collect day-of mode split tallies	✓	21,365 students reported trips taken
<u>Golden Sneaker Contest</u>			
Encouragement	Increase the number of participating schools	✓	71 participating schools, 36% increase from 2012-13
	Increase the number of middle schools & high schools participating	✓	10 middle schools, 1 K-8 school, and 6 high schools participated
	Increase the number of trips recorded	✓	Recorded 62,145 student trips at 50 schools
	Increase participation/eligibility for Platinum Sneaker	✓	41 schools eligible for Platinum Sneaker, a 50% increase from 2012-13
<u>Bike to School Day</u>			
	Increase the number of participating schools	✓	95 participating schools, 46% increase from 2012-13
	Organize BikeMobile visits in advance	✓	12 BikeMobile visits to SR2S schools during 2 weeks leading up to Bike to School Day
	Increase the number of middle schools & high schools participating	✓	13 middle schools, 2 K-8 schools, and 7 high schools participated

	Goal	Result	Discussion
Encouragement	<u>Monthly Walk &amp; Roll to School Days</u>		
	Continue monthly e-newsletters with unique theme and activities to all school champions and principals	✓	E-newsletters distributed monthly to over 600 parents and teachers around the County promoting monthly walk & roll to school days
	<u>BikeMobile</u>		
	Meet visit goal for SR2S schools (40)	✓	67 visits in 2013-14 at 57 schools
	Meet visit goal for non-SR2S events (20)	✓	48 visits in 2013-14
Education	Track participation and increase in bicycling after visits	✓	2400 bicycles repaired, 100% increase in bicycling after visits
	Geographically equitable distribution of BikeMobile visits	✓	Met allocation goals in 14 of 16 school districts
	<u>Skillz Drills</u>		
	Provide additional Skillz Drills courses	✓	16 Skillz Drills held, 45% increase from 2012-13
	Geographically equitable distribution of Skillz Drills	✓	Skillz Drills held in all planning areas, more school districts than 2012-2013
	<u>Family Cycling Clinics</u>		
	Meet goal for Family Cycling Clinics	✓	3 Family Cycling Clinics held in 2013-14
Education	Leverage Family Cycling Clinics to hold larger, community-friendly events	✓	Bicycle festival held during Alameda Family Cycling Clinic
	<u>Drive Your Bike Program</u>		
	Expand number of middle schools and high schools participating in Drive Your Bike Program	✓	Drive Your Bike program at 10 schools in 2013-14, 8 at middle schools and 2 at high schools
	<u>Adult Education</u>		
Engineering	Provide adult bicycle education courses that will have direct safety impacts on the SR2S program	✓	Adult bicycle safety education classes and Family Cycling Workshops were held during the 2013-2014 school year
	<u>Website</u>		
	Relaunch website with updated format, navigation, and resources	✓	Completed May 2014
Engineering	<u>School Site Assessments</u>		
	Provide 8 school site assessments	✓	7 total school site assessments
	Geographically equitable distribution of school site assessments	✓	2 school site assessments in each planning area, except for east county (1 school site assessment)

## Institutionalizing Safe Routes to Schools

Train the trainer program models provide the largest opportunity for institutionalization at a school, leading to sustainable programmatic growth. In Alameda County, opportunities for institutionalization include the K-5 Educator Guide, aligned with Common Core standards and provided free of charge to comprehensive schools, and the Drive Your Bike program, designed to teach PE teachers how to implement bicycle safety education in their classrooms. These options allow for SR2S programming to continue at a school while resources are focused on schools where programming has not yet been institutionalized.

Other opportunities include Safe Routes to School policies at the school district level. Schools can have a significant impact on students' health by raising awareness about active transportation and implementing policies, programs, and practices that encourage active transportation in their communities.



City of Alameda Bike Festival

## Overcoming Champion Turnover

Champion turnover represents an obstacle to all SR2S programs. There are several reasons for champion turnover, including students aging out of the school and staff retiring or moving to other schools. A new goal of the program will be formalizing the process by which champion responsibilities are turned over.

SR2S Champion binders may be developed throughout the school year, creating a place for school-specific SR2S records and materials. Binders will include historical information regarding organizing events, promotional materials and resources, and school-specific information, such as walking school bus maps. When the time comes for a champion to move on, this binder can be provided to the incoming champion and school staff in order to facilitate a successful transition.

Implementing a multi-champion approach is another great strategy. This model has been used at the high school level, including students, parents, and school staff, and can also be implemented at K-8 schools. Champions can be recruited from school district wellness councils, SR2S Task Forces, and volunteer organizations.

## Model Strategies

### Bike Festivals

Bike festivals have been linked to an increase in biking at schools. During the 2013-2014 school year, festivals were held throughout the County, including Alameda, Berkeley, Hayward, Oakland, Newark. High schools in the program also organized mini bike festivals leading up to International Walk & Roll to School and Bike to School days. In Oakland, biking increased from .11% at Sequoia Elementary in fall 2012 to 2.5% in fall 2013. Schools participating in the districtwide Berkeley Bike Festival increased from 5% to 6.2%. Organizing fun events around bike safety and repair is an important step to increase biking mode share.

### Walking School Buses & Bike Trains

Participation in frequent events, such as a walking school bus or bike train, has a positive impact on mode shift for several reasons. Stranger danger has consistently ranked highest when parents are asked about their concerns with allowing their children to walk or bike to school. Walking school buses and bike trains provide a solution to this and other concerns, as students walk or bike in groups with trusted adults.

In the upcoming school year, program activities will focus on establishing frequent events at schools that have been in the program for at least a year.



**Safe Routes  
to Schools**

**Alameda County**

[www.alamedacountysr2s.org](http://www.alamedacountysr2s.org)

[staff@alamedacountysr2s.org](mailto:staff@alamedacountysr2s.org)



**Alameda County Transportation Commission**

**1111 Broadway, Suite 800**

**Oakland, CA 94607**

**[www.AlamedaCTC.org](http://www.AlamedaCTC.org)**



# Appendix A. School Participation Matrix

This appendix lists the schools that participated in the Alameda County SR2S program during the 2013-2014 school year. The table shows which program activities and events were provided at each school.

Alameda County SR2S provides two levels of assistance. Schools accepted into the comprehensive program receive one-on-one assistance from a Site Coordinator, are eligible for a variety of high-quality programming free of charge, and may receive support materials such as posters, banners, safety incentives, and safety vests. Schools not accepted into the comprehensive program may receive technical assistance from the site coordinators through their school district's Safe Routes to School Task Force, but are not eligible for free programming or safety incentives.

Note that a school's participation in the comprehensive program is voluntary. Program activities are organized and delivered through the combined effort of Alameda County SR2S Site Coordinators and each school's Champion (typically a parent, principal, or teacher who volunteers their time). Unless otherwise noted, this matrix does not include SR2S programming that occurred separately from the Alameda County SR2S program and therefore it may not be a comprehensive list of every event or activity that was organized at a school during the 2013-2014 school year.

School	Year SR2S program started	Grades	International Walk & Roll to School Day	Golden sneaker contest	Bike to School Day	Walking School Bus - Ongoing	Monthly Walk & Roll to School Day	In-School Bike PE Education (DYB)	Educator guide presentation	Skillz Drillz (rodeo)	Walk Audit	Bikemobile Visit
<b>Alameda City Unified School District</b>												
Frank Otis Elementary	Fall 2010	K-5	●		●	●						
Henry Haight Elementary	Fall 2010	K-5	●		●					●		●
Lincoln Middle	Fall 2010	6-8	●	●	●							●
Maya Lin	Fall 2013	K-5	●		●							
Nea Community Learning Center	Fall 2010	K-12	●	●	●				●			●
Ruby Bridges Elementary	Fall 2013	K-5	●	●	●		●					
<b>Albany Unified School District</b>												
Albany Middle School	Fall 2010	6-8	●	●	●		●	●	●			●
Cornell School	Fall 2008	K-5	●	●	●		●	●				
Ocean View School	Fall 2008	K-5	●	●	●	●	●					●
Albany High School	Fall 2013	9-12	●	●	●							●
<b>Berkeley Unified School District</b>												
Berkeley Arts Magnet	Fall 2007	K-6	●		●					●		●
Cragmont Elementary (Thousand Oaks)	Fall 2012	K-5	●		●		●					
Jefferson School	Fall 2007	K-5	●		●							
Malcolm X	Fall 2007	K-5	●				●			●		●
ML King Middle	Fall 2010	6-8	●		●			●				●
Rosa Parks Elementary	Fall 2007	K-5	●		●		●			●		
Washington Berkeley	Fall 2007	K-5	●		●						●	●
<b>Castro Valley Unified School District</b>												
Castro Valley Elementary	Fall 2010	K-5	●	●	●							●
Marshall Elementary	Fall 2013	K-5	●	●	●				●			●
Stanton Elementary	Fall 2011	K-5	●	●	●				●			
<b>Dublin Unified School District</b>												
Dougherty Elementary	Fall 2011	K-5	●	●	●				●	●		●
Dublin Elementary	Fall 2012	9-12	●		●					●		●
Frederiksen Elementary School	Fall 2013	K-5	●	●	●					●		●
John Green	Fall 2012	K-5	●		●		●					●
Kolb Elementary	Fall 2011	K-5	●	●	●	●	●					●

School	Year SR2S program started	Grades	International Walk & Roll to School Day	Golden sneaker contest	Bike to School Day	Walking School Bus - Ongoing	Monthly Walk & Roll to School Day	In-School Bike PE Education (DYB)	Educator guide presentation	Skillz Drillz (rodeo)	Walk Audit	Bikemobile Visit
Murray Elementary	Fall 2011	K-5	•		•					•		
Wells Middle School	Fall 2013	6-8	•	•	•							•
Dublin High School	Fall 2013	9-12	•	•	•							•
<b>Emeryville Unified School District</b>												
Anna Yates Elementary	Fall 2012	K-5	•		•							
<b>Fremont Unified School District</b>												
Ardenwood Elementary	Fall 2013	K-6	•									
Azevada Elementary	Fall 2013	K-6	•		•							•
Brier Elementary	Fall 2012	K-6	•	•	•		•		•			
Brookvale Elementary	Fall 2013	K-6	•		•		•		•			•
Hirsch Elementary	Fall 2011	K-6										
Leitch Elementary	Fall 2011	K-3	•	•								
Mattos Elementary	Fall 2012	K-6	•	•	•	•	•					•
Mission Valley Elementary	Fall 2013	K-6	•	•								•
Niles Elementary	Fall 2012	K-6	•	•	•	•	•				•	
Oliveira Elementary	Fall 2012	K-6	•		•							
Parkmont Elementry	Fall 2011	K-6	•	•	•	•	•					•
Walters Junior High	Fall 2011	6-8	•	•	•		•					•
Weibel Elementary	Fall 2013	K-6	•		•		•					
Irvington High School	Fall 2013	9-12	•	•	•			•				•
<b>Hayward Unified School District</b>												
Bret Harte Middle	Fall 2011	7-8			•			•				•
Burbank Elementary	Fall 2011	K-6	•		•							•
Cherryland Elementary	Fall 2009	K-6	•	•	•							•
Fairview Elementary	Fall 2013	K-6	•	•					•			
Harder Elementary	Fall 2012	K-6	•		•		•					•
Park Elementary	Fall 2013	K-6		•								
Southgate Elementary	Fall 2011	K-6	•	•						•		•
Strobridge Elementary	Fall 2013	K-6	•	•	•							
Tyrrell Elementary	Fall 2013	K-6	•		•		•					•

School	Year SR2S program started	Grades	International Walk & Roll to School Day	Golden sneaker contest	Bike to School Day	Walking School Bus - Ongoing	Monthly Walk & Roll to School Day	In-School Bike PE Education (DYB)	Educator guide presentation	Skillz Drillz (rodeo)	Walk Audit	Bikemobile Visit
<b>Livermore Unified School District</b>												
Altamont Creek Elementary	Fall 2013	K-5	•	•	•							
East Avenue Middle School	Fall 2012	6-8	•		•		•					
Jackson Avenue Elementary	Fall 2012	K-5	•	•	•		•				•	•
Junction Avenue K-8	Fall 2011	K-8	•	•	•		•			•		
<b>New Haven Unified School District</b>												
Alvarado Elementary	Fall 2011	K-5	•	•	•		•		•		•	
Cesar Chavez Middle	Fall 2011	6-8	•	•	•		•	•	•			•
Delaine Eastin Elementary	Spring 2010	K-5	•		•		•			•		•
Guy Emanuele, Jr. Elementary	Spring 2010	K-5	•	•					•			•
Kitayama Elementary	Fall 2012	K-5	•	•	•		•		•	•		•
Pioneer Elementary	Spring 2010	K-5	•	•	•	•	•		•			•
Searles Elementary	Spring 2010	K-5	•	•	•		•			•		•
<b>Newark Unified School District</b>												
Kennedy Elementary	Fall 2012	K-6	•	•	•							•
<b>Oakland Unified School District</b>												
Achieve Academy	Fall 2008	4-5	•	•	•	•	•					•
Cleveland Elementary	Fall 2013	K-5	•	•	•							
Community School for Creative Education	Fall 2013	K-8		•	•		•					
Community United	Fall 2011	K-5	•	•	•		•		•			•
Edna Brewer Middle	Fall 2013	6-8	•	•	•				•		•	
Emerson Elementary	Spring 2013	K-5		•								
Fred T. Korematsu	Fall 2013	K-5	•	•	•				•			
Futures Elementary	Fall 2013	K-5		•		•						
Hoover Elementary	Fall 2011	K-5	•	•	•							
International Community	Fall 2009	K-5	•	•	•		•			•		
Laurel Elementary	Fall 2011	K-5	•	•	•	•	•			•		
Manzanita Community	Fall 2009	K-5	•	•	•				•			•
Manzanita SEED	Fall 2010	K-5	•	•	•					•		•
New Highland Academy	Fall 2013	K-5	•		•		•					•
Peralta	Spring 2007	K-5	•	•	•	•	•					

School	Year SR2S program started	Grades	International Walk & Roll to School Day	Golden sneaker contest	Bike to School Day	Walking School Bus - Ongoing	Monthly Walk & Roll to School Day	In-School Bike PE Education (DYB)	Educator guide presentation	Skillz Drillz (rodeo)	Walk Audit	Bikemobile Visit
Reach Academy	Fall 2013	K-5	•						•			
Redwood Heights	Fall 2011	K-5	•	•	•	•						
RISE Community	Fall 2013	K-5	•		•							
Sequoia	Fall 2010	K-5	•	•	•	•				•		
Think College Now Elementary	Fall 2013	K-5	•	•	•							
Westlake Middle	Spring 2011	6-8	•	•	•		•	•				
World Academy	Fall 2008	K-5	•	•	•	•	•					
Oakland Tech HS	Fall 2011	9-12	•	•	•							•
<b>Piedmont Unified School District</b>												
Beach Elementary	Fall 2013	K-5					•					
<b>Pleasanton Unified School District</b>												
Harvest Park Middle	Fall 2013	6-8	•	•	•	•						•
Henry P. Mohr Elementary	Fall 2012	K-5	•	•	•	•	•					•
Pleasanton Middle	Fall 2013	6-8	•	•	•						•	•
Foothill High School	Fall 2011	9-12	•	•	•							•
<b>San Leandro Unified School District</b>												
Garfield Elementary	Fall 2011	K-5	•		•							
McKinley Elementary	Fall 2011	K-5		•								
Roosevelt Elementary	Fall 2011	K-5	•	•	•							•
Washington Elementary	Fall 2011	K-5	•	•	•				•			•
Woodrow Wilson Elementary	Fall 2011	K-5	•		•							•
<b>San Lorenzo Unified School District</b>												
Bohannon Middle	Fall 2009	6-8	•		•			•				•
Corvallis	Fall 2012	K-5	•		•							•
Dayton elementary	Fall 2011	K-5	•	•			•		•			•
Edendale middle school	Fall 2010	6-8						•			•	
Grant	Fall 2010	K-5	•	•						•		
Hillside Elementary	Fall 2011	K-5	•		•							
Lorenzo Manor	Fall 2013	K-5	•	•	•							
San Lorenzo High School	Fall 2011	9-12	•	•	•			•				•



# Appendix B. School Summaries

The Alameda County Safe Routes to School program is implemented collaboratively by Alameda County Safe Routes to Schools site coordinators and each school's volunteer School Champion. The parents, teachers, and administrators who act as School Champions work with Site Coordinators to deliver events, education, and activities that reflect the school's needs and interests.

This companion document to the *2013-2014 Year-End Report* provides a summary of the unique programming that occurred during the 2013-14 school year at 105 schools (99 elementary and middle and 6 high schools) that participated in the Alameda County Safe Routes to Schools Program at a comprehensive level.<sup>1</sup> Schools are listed alphabetically by school district and then by school name.

Note: parent survey or student hand tally data was not available for all schools.

---

<sup>1</sup> Schools accepted into the comprehensive program receive one-on-one assistance from a site coordinator, are eligible for a variety of high-quality programming free of charge, and may receive support materials such as posters, banners, safety incentives, and safety vests.

## Frank Otis Elementary

Alameda City Unified

Joined: Fall 2010

### Activities for 2013-2014:

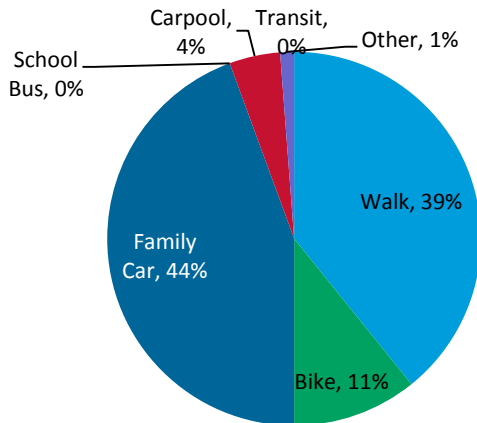
International Walk and Roll to School Day  
Bike to School Day  
Weekly Walking School Bus  
Classroom Activities

New parent champion, Erin Kreitz Shirey led the International Walk & Roll to School Day effort at Otis. The Walking School Bus continued with daily walking led by Olivia Rebanal and there were informal Bike Trains with active routes almost every day of the week. Erin needed more support this year and we will be looking to solicit additional volunteers to support delivery of program components. Students of all ages including the kindergarteners were excited about Bike to School Day.



*Ms. Goldspring's kindergarten class cheers for Bike to School Day at Otis Elementary*

### Mode Share Survey Results



Source: Parent Surveys  
N = 25

### Enrollment and Demographics

Enrollment	480	% of free & reduced lunches	18%
Grades	K-5	% of students within ½ mile	64%

## Henry Haight Elementary

Alameda City Unified

Joined: Fall 2010

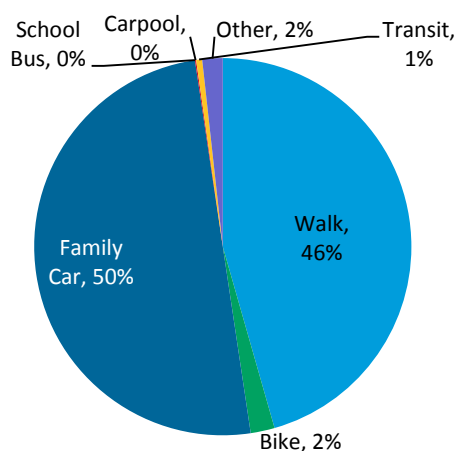
### Activities for 2013-2014:

International Walk and Roll to School Day  
Monthly Walk and Roll Days  
Bike Rodeo / Skills Drills Bike Safety Course  
BikeMobile Visit

Meghan Thornton continued her role as parent champion this year. She coordinated International Walk & Roll to School Day, additional Walk & Roll to School Days throughout the year and assisted with the coordination of Get Ready to Roll! Alameda's school-wide bike festival, hosted at Haight Elementary. Principal Richard Aguirre was supportive of the program and will be turning over Haight leadership to a new principal in the coming year.



### Mode Share Survey Results



Source: Parent Surveys  
N = 97

### Enrollment and Demographics

Enrollment	420	% of free & reduced lunches	56%
Grades	K-5	% of students within ½ mile	70%

## Lincoln Middle

### Alameda City Unified

Joined: Fall 2010

#### Activities for 2013-2014:

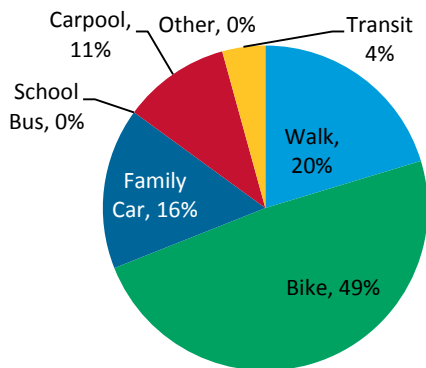
International Walk and Roll to School Day  
Golden Sneaker Contest  
Bike to School Day  
Coffee for Carpool  
BikeMobile Visits  
Alameda Bike Festival Participant

Lincoln Middle School continued Safe Routes to Schools participation with strong commitment and leadership from parent champion Olivia Rebanal. In addition to Olivia, there was great support from Lincoln's new admin team, Principal Michael Hans and Vice Principal Kevin Baker who both expressed safety and reducing congestion around the school as some of their top priorities for the year. It was exciting to have an increase in youth engagement from students in Ms. Olson's leadership class. The year began with a slew of activities on International Walk & Roll to School Day, January featured a Winter Bike Fest, and February was the debut of the Coffee Carpool campaign where drivers received a free cup of coffee, and in some cases a mug for having three or more students in their car at morning drop off. Ms. Olsen's student leadership class coordinated the Golden Sneaker Contest in March, distributing information, calculating mode charts and presenting trophies and parties to the winning classes. Leadership students also gained community service credit by volunteering at the Get Ready to Roll! Alameda Bike Festival at the end of April, hosted by Haight Elementary School. With Olivia moving on we are looking to work more with the student leadership class, and hope to identify a few new parents who can help with some of the behind-the-scenes needs.



*Lincoln students show off their hand-made bike license plate made at the bike decoration station*

### Mode Share Survey Results



Source: Parent Surveys  
N = 20

### Enrollment and Demographics

Enrollment	922	% of free & reduced lunches	19%
Grades	6-8	% of students within ½ mile	16%

## Maya Lin

### Alameda City Unified

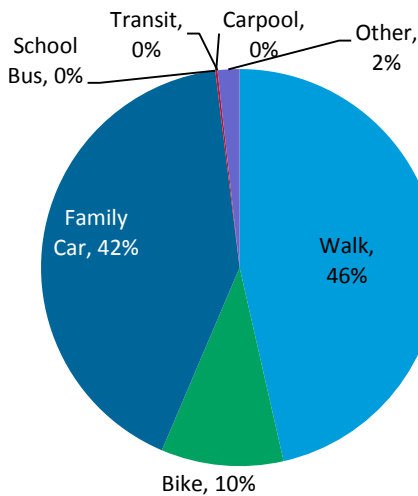
Joined: Fall 2013

### Activities for 2013-2014:

International Walk and Roll to School Day  
Bike to School Day

Maya Lin rejoined the program after taking a year off of participating as a comprehensive school. Champion Tim Rumrill, who served previously as the parent champion, led the Safe Routes efforts this year. There is concern by a group of parents about specific intersections near the school and they have outreached to the city to seek improvements. We are hoping these volunteers will carry over their enthusiasm and work together with Tim to increase the Safe Routes programming to Maya Lin, and provide a broader foundation of support to run events and provide activities. They had a good turn out on Bike to School Day with about 60 bikes in the racks.

### Mode Share Survey Results



Source: Parent Surveys

N = 57

### Enrollment and Demographics

Enrollment	301	% of free & reduced lunches	47%
Grades	K-5	% of students within ½ mile	57%



## Nea Community Learning Center

Alameda City Unified

Joined: Fall 2010

### Activities for 2013-2014:

International Walk and Roll to School Day  
Golden Sneaker Contest  
Bike to School Day  
Monthly Walk and Roll Days  
BikeMobile Visit  
Educator Guide Presentation

Champions at Nea this year included teacher Stephanie Battle and parent champion Patty St. Louis. Nea participated in all three major Safe Routes to Schools events: International Walk & Roll to School Day, the Golden Sneaker Contest and Bike to School Day. They also carried out Monthly Walk & Roll to School Days, with students tracking their mode of travel. Stephanie supported Safe Routes activities this year, particularly in coordinating the Golden Sneaker contest, where Nea takes a slightly different approach: the entire Lower Village works together to meet a school-wide goal of trips made using active and shared transportation. Their goal each year is to beat the percentage from the previous year. They had another winning year and celebrated by making bike blended smoothies at their Green Fair. Nea's new principal Annalisa Moore has welcomed, embraced and supported the program.

### Mode Share Survey Results

*Mode share data not available*

### Enrollment and Demographics

Enrollment	520	% of free & reduced lunches	30%
Grades	K-5	% of students within ½ mile	--%

## Ruby Bridges Elementary

### Alameda City Unified

Joined: Fall 2013

### Activities for 2013-2014:

International Walk and Roll to School Day  
Golden Sneaker Contest  
Bike to School Day  
Monthly Walk and Roll Days

---

Ruby Bridges enjoyed their first year of Safe Routes to Schools program participation, although they have had a history of participating in Safe Routes events as part of the City of Alameda's Safe Routes efforts. Assistant Principal Cheryl Wilson along with other school staff championed the program and led the way for International Walk & Roll to School Day, in addition to 5 to 6 additional Walk & Roll to School events held at the end of each month (students were given stickers, pencils, and Star Cards—site reward system—for participating), students made signs to promote safety when walking to school. They closed the year with the last event of the year, Bike to School Day.

### Mode Share Survey Results

---

*Mode share data not available*

### Enrollment and Demographics

---

Enrollment	661	% of free & reduced lunches	70%
Grades	K-5	% of students within ½ mile	--%

## Albany High

### Albany Unified

Joined: Fall 2012

### Activities for 2013-2014:

International Walk and Roll to School Day

Golden Sneaker Contest

Bike to School Day

This year, Safe Routes continued to partner with the Earth Team at Albany High School to carry out events and projects. Consisting of approximately 10 students from all grades, the group met at lunch every Thursday in the science classroom of teacher Champion Patricia Fujiwara. Students took on Safe Routes as one of their focus areas, also spending time organizing the school's recycling program. Leaders from the Earth Team are highly self-motivated, creating agendas in advance of each meeting and accomplishing all tasks laid out independent of reminders.

This year, Albany High School carried out the three big events - Walk & Roll Day, the Golden Sneaker Contest, and Bike to School Day - exceeding last year's participation numbers by 30 - 50% for each event. In the Fall, students organized a mini bike festival in preparation for International Walk & Roll to School Day. In addition to hosting the bike blender, trivia wheel, and BikeMobile, students created a composting toss game to educate their peers about how to organize their trash. They also invited a student DJ, all of which added to the fun and visibility of the event.

For the second year in a row, Albany High School boasted the highest number of participants in the Golden Sneaker contest, with 720 students competing for the trophy. Their success can be primarily attributed to the fact that our teacher champion was able to convince most of the teachers in the science department to participate. Earth Team calculated mid-contest and final tallies for teachers, taking responsibility off their shoulders entirely. This was highly appealing for participating teachers, who are quite busy throughout the year.

Our Bike to School Day event was also successful with an increase of 50% participation this year. Students attempted to increase social media use by creating posters displaying gift card prizes and the hashtag #AHSBikeDay. Students who posted to social media with the hashtag were eligible to win a prize (provided by STAY funds). Although we had high levels of participation in our event, we only had one photo submission - a group of teachers. We are thinking about why this contest didn't take off, and what we can do next time to increase participation.

One of our graduating student leaders, Maggie, also leads weekly Albany Middle School Safe Routes club lunchtime meetings. Throughout the year, she recruited several members of the Earth Team to work with the middle school students to host monthly walk & roll days, and their big events. Our final celebration was shared with



*Student leaders Sami and Martin demonstrate how to blend a smoothie at the mini bike festival in preparation for the International Walk and Roll Day at Albany High School*



*Teachers from Albany High School participate in our social media contest to promote Bike to School Day using the hashtag #AHSBikeDay*

students from both schools. Students talked about how much they enjoyed the program, specifically “planning things from start to finish.” We look forward to building programming and the relationship between these schools next year.

### Mode Share Survey Results

*Mode share data not available*

### Enrollment and Demographics

Enrollment	1,200	% of free & reduced lunches	21%
Grades	9-12	% of students within ½ mile	--%

## Albany Middle

### Albany Unified

Joined: Fall 2010

### Activities for 2013-2014:

International Walk and Roll to School Day  
Golden Sneaker Contest  
Bike to School Day  
Monthly Walk and Roll Days  
BikeMobile Visit  
7<sup>th</sup> Grade 1 Day PE Bike Rodeo Program

Albany Middle School is the only middle school in Albany. The Safe Routes to Schools program in collaboration with the City of Albany Safe Routes funding provides comprehensive support to every school in the Albany School District.

The lunch-time Green Team club at Albany Middle School continued to champion the program for the 2013-14 school year. The club was supported and led by one of the Albany High School Safe Routes fellows, Maggie Torpey-Murray, Alameda County Safe Routes Site Coordinator, and the City of Albany Safe Routes coordinator Claire Griffing. Together this team facilitated club meetings, and worked with Green Team students to promote, coordinate and deliver Safe Routes events throughout the year.

They started with International Walk & Roll to School Day and continued with consistent monthly Walk & Roll to School Days. The Golden Sneaker Contest successfully expanded to include 7<sup>th</sup> and 8<sup>th</sup> grade Science classes, with efforts from teacher champion Daniel Gottheiner. Green Team members made class presentations about the contest, encouraged students to participate, calculated results and delivered the Golden Sneaker Trophy to the winning classes.



*Albany Middle students mark their mode on International Walk & Roll to School Day*

## Mode Share Survey Results

*Mode share data not available*

## Enrollment and Demographics

Enrollment	904	% of free & reduced lunches	24%
Grades	6-8	% of students within ½ mile	--%



## Cornell Elementary

### Albany Unified

Joined: Fall 2008

### Activities for 2013-2014:

International Walk and Roll to School Day  
Golden Sneaker Contest  
Bike to School Day  
Monthly Walk and Roll Days  
PE Elementary Bicycle Program  
BikeMobile Visit

Cornell has been in the program since 2008. Principal Wendy Holms is extremely supportive of the program and worked with parent champion Iremar Bodell to implement Safe Routes activities. Wendy will be moving on and we look forward to working with the new principal who we hope will embrace the program. Iremar is an avid walker, health professional and parent of a kindergartener whose enthusiasm brought Weekly Walk & Roll to School Days to Cornell. Iremar together with a team of parent volunteers and student helpers set out class lists and giveaways each Wednesday. Students looked forward to Wednesday mornings when they could mark their name on the chart if they walked or rolled and would receive a sticker or other reward for their efforts. The winning class for each semester received a congratulatory party for doing such a great job.



*Super Weevil mascot from Kaiser Permanente makes new friends at Cornell's Bike to School Day*

## Mode Share Survey Results

*Mode share data not available*

## Enrollment and Demographics

Enrollment	586	% of free & reduced lunches	13%
Grades	K-5	% of students within ½ mile	--%

## Ocean View Elementary

Albany Unified

Joined: Fall 2008

### Activities for 2013-2014:

International Walk and Roll to School Day  
Golden Sneaker Contest  
Bike to School Day  
Walking School Bus  
Monthly Walk and Roll Days  
Walk Audit  
After School Bike Rodeo

Ocean View Elementary has a history of dedicated parent champions and principal support. Parent champion Anne Hsu coordinated efforts this year for International Walk & Roll to School Day, the Golden Sneaker Contest, Bike to School Day and Monthly Walk & Roll Days. She did a great job of reaching out to the afterschool programs to get the Bike Rodeo scheduled as well. The Walking School Buses at Ocean View tend to be more informal due to the large number of families that live so close. Staff and administration are very supportive of the program and are eager to get more students walking and riding to school.



*Ocean View's Walk & Roll events from the year*

## Mode Share Survey Results

*Mode share data not available*

## Enrollment and Demographics

Enrollment	574	% of free & reduced lunches	26%
Grades	K-5	% of students within ½ mile	31%

## Berkeley Arts Magnet

### Berkeley Unified

Joined: Fall 2007

### Activities for 2013-2014:

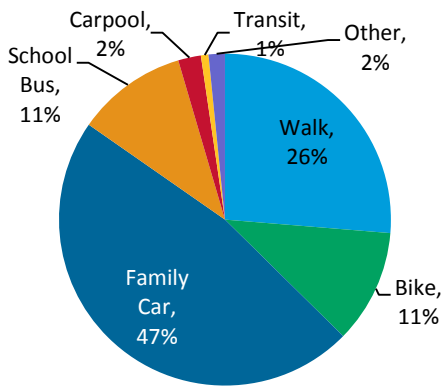
International Walk and Roll to School Day  
Bike to School Day  
Get Ready to Gear Up! Berkeley Bike Festival  
Bike Rodeo  
BikeMobile Visit

Berkeley Arts Magnet has been in the program since 2007. Two new champions joined and worked together to bring the program to BAM this year. Champions Nazila Duran and Sandra Larkin did a great job of stepping up to the Safe Routes plate. They learned a lot from other champions by attending the Berkeley Task Force meetings, they continued the long-standing relationship with Missing Link, one of the local bike shops that make generous donations in goods and human resources to Berkeley schools for Walk & Roll and Bike to School Days. They were both instrumental in assisting with the logistics for the Berkeley Bike Festival, hosted at BAM. There will be a new principal coming in the fall and Sandra has expressed interest in getting some Walking School Buses started.



*Berkeley Arts Magnet students after collecting their goodies at the nearby Energizer Station on Bike to School Day.*

## Mode Share Survey Results



Source: Parent Surveys  
N = 98

## Enrollment and Demographics

Enrollment	408	% of free & reduced lunches	42%
Grades	K-5	% of students within ½ mile	27%

## Cragmont Elementary (and Thousand Oaks Elementary)

Berkeley Unified

Joined: Fall 2012

### Activities for 2013-2014:

International Walk and Roll to School Day

Bike to School Day

Monthly Walk and Roll to School Days

Cragmont ended up sharing its slot with Thousand Oaks this year due to former parent champion, Nova Blazej, needing to withdraw from the program mid-year. While there were efforts to find a replacement, we were unable to find anyone to take over. Due to enthusiasm and commitment from Thousand Oaks, it was decided that Thousand Oaks would take over this spot for the remainder of the year which allowed them to have additional support for their Bike to School Day event. Lara Sita has been leading the International Walk & Roll Day in October and Bike to School Day efforts at Thousand Oaks for the past few years as an interim champion for these two events. She attended the last Task Force meeting and volunteered at the school-wide Berkeley Bike Festival in May. There is more stability at TO now that they have a principal who is familiar with the program and knows the value of what it can do for the school and their community.



*Students start the day with pedal power on Bike to School Day at Thousand Oaks*

### Mode Share Survey Results

*Mode share data not available*

### Enrollment and Demographics

Enrollment	389	% of free & reduced lunches	38%
Grades	K-5	% of students within ½ mile	26%

## Jefferson Elementary

Berkeley Unified

Joined: Fall 2007

### Activities for 2013-2014:

International Walk and Roll to School Day

Bike to School Day

PTA Parent Presentation

---

Jefferson has had a slow start making its way back as a full participant in the program. New champion Andrew Graham started out strong with a lot of enthusiasm, he is a regular bike commuter and truly believes in the mission of the Safe Routes to program. However, he had to scale way back and we were not able to identify other volunteers to help carry on programming at the school. There will be a new incoming principal to work with and two dedicated PTA members Andrea and Miranda, have taken charge of getting Jefferson back on the Safe Routes track. I had a meeting with them and they would very much like to see the program back at their school in a vibrant and impactful way, and are committed to making that happen.

### Mode Share Survey Results

*Mode share data not available*

### Enrollment and Demographics

---

Enrollment	53	% of free & reduced lunches	35%
Grades	K-5	% of students within ½ mile	56%



## Malcolm X Elementary

Berkeley Unified

Joined: Fall 2007

### Activities for 2013-2014:

International Walk and Roll to School Day

Golden Sneaker Contest

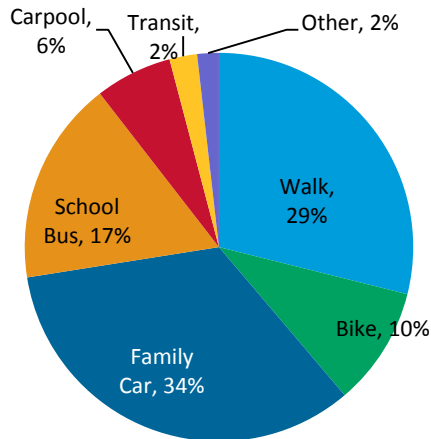
BikeMobile Visit

Malcolm X had another successful Safe Routes year, even with an interim principal for most of the year. Melissa Keally continued as a strong parent champion and rallied support from other parents in preparation to pass on the champion role next year. Melissa is a big BikeMobile advocate and shared this with us after the BikeMobile made a visit to the school. Malcolm X is the only Berkeley school that has participated in the Golden Sneaker contest. We hope to have a few other schools join next year. With City of Berkeley support new bike racks should be installed before the end of 2014.



*The Safe Routes bulletin board and Malcolm X lets families and school staff know about upcoming Safe Routes events*

### Mode Share Survey Results



Source: Parent Surveys  
N = 104

### Enrollment and Demographics

Enrollment	441	% of free & reduced lunches	36%
Grades	K-5	% of students within ½ mile	36%

## Martin Luther King Jr. Middle

Berkeley Unified

Joined: Fall 2010

### Activities for 2013-2014:

International Walk and Roll to School Day

Bike to School Day

Middle School Bike PE Course

BikeMobile Visit

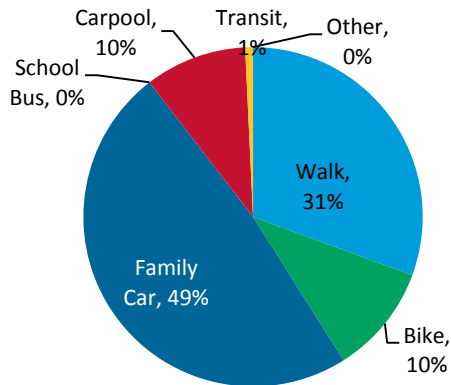
Drive Your Bike

Martin Luther King Jr. Middle School is the only Berkeley middle school receiving assistance from the Alameda County Safe Routes to Schools program. This was their fourth year participating. Parent champion Amber Evans led the way with support from veteran parent champion Joel Gerwin. They participated in International Walk & Roll Day, Bike to School Day, and the 6th grades participated in the Drive Your Bike program, and had a visit from the BikeMobile. The principal and VPs are supportive of the program, but we have yet to identify a student class or club to work with.



*Early morning Bike to School Day preparation at King Middle School*

### Mode Share Survey Results



Source: Parent Surveys  
N = 27

### Enrollment and Demographics

Enrollment	964	% of free & reduced lunches	41%
Grades	6-8	% of students within ½ mile	16%

## Rosa Parks Magnet

Berkeley Unified

Joined: Fall 2007

### Activities for 2013-2014:

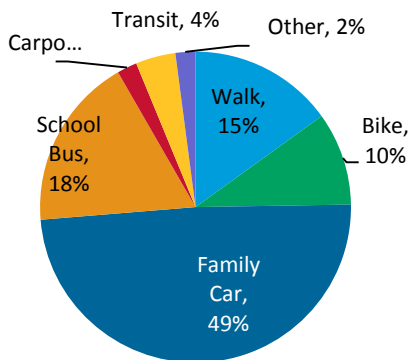
International Walk and Roll to School Day  
Bike to School Day  
In-School Bike PE Education  
Monthly Walk and Roll Days  
Drive Your Bike

Rosa Parks has been participating in the Safe Routes program since 2007 and has strong support from two parent champions and principal Paco Furlan a big bike advocate and bike commuter. Parent champions Joel Gerwin and Karen Parolek make a great team and share champion responsibilities, both are bicyclists, bike advocates, and strong Safe Routes to Schools advocates. They attend Task Force meetings, volunteered at the bike festival, and consistently put on festive, vibrant Walk & Roll to School Days. On Bike to School Day Rosa Parks had a visitor from the Mercury news group, and he captured some great moments from the morning event.



*Left: Parent Champions for Rosa Parks Magnet get ready for a fun Bike to School Day; Right: Rosa Parks families came to school on all types of bikes*

## Mode Share Survey Results



Source: Parent Surveys  
N = 61

## Enrollment and Demographics

Enrollment	434	% of free & reduced lunches	37%
Grades	K-5	% of students within ½ mile	22%

## Washington Elementary

Berkeley Unified

Joined: Fall 2007

### Activities for 2013-2014:

International Walk and Roll to School Day  
Bike to School Day

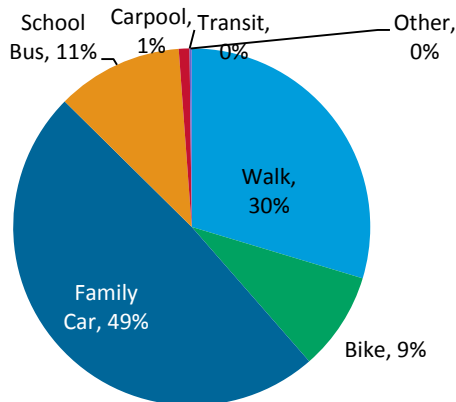
In addition to participating in two out of the three major events, there was a lot of interest and concern about drop-off zone safety. Since last spring they had been requesting a walk audit to access the hazards in the area. Due to the limit on Walk Audits from Alta, the school community called upon their internal resources and between a parent volunteer who is a planner and the City of Berkeley we are working on addressing the concerns.

Washington is known for its large number of bicyclists. Even on a non-Walk & Roll or Bike to School Day, there is large community of teachers, administrators, parents and students biking to school. Thanks to parent champion Keira Armstrong, the numbers continue to grow with the presence of the Alameda County Safe Routes to Schools program. Keira will be passing on her leadership role to new volunteers for the coming year.



*Washington students enjoy Go Go Squeeze Apple Sauce for a Bike to School Day morning treat*

### Mode Share Survey Results



Source: Parent Surveys  
N = 53

### Enrollment and Demographics

Enrollment	367	% of free & reduced lunches	29%
Grades	K-5	% of students within ½ mile	40%

## Castro Valley Elementary

### Castro Valley Unified

Joined: Fall 2010

### Activities for 2013-2014:

International Walk and Roll to School Day  
Bike to School Day  
Golden Sneaker Contest  
BikeMobile Visit

Parent Champion Dorothy Theodore helped Castro Valley Elementary successfully complete their fourth year in the Alameda County Safe Routes to Schools program. Castro Valley Elementary participated in their fifth International Walk and Roll to School Day. Dorothy did a remarkable job coordinating the Golden Sneaker Contest. This year Dot teamed up with a local bike shop Edendale Cycles and organized an Energizer Station a block from the campus on Bike to School Day. The BikeMobile was able to make a visit in the fall. With the support of the Parent and Teacher Association and Principal Denise Hohn, Castro Valley Elementary is looking forward to adding more components of programming next year. In addition after many years of advocating for infrastructure changes around Anita Street, a street traveled by families when commuting to school, parents were able to meet with Paul Keener from Public Works and Supervisor Nate Miley to discuss changes that are currently in the works.

### Mode Share Survey Results

*Mode share data not available*

### Enrollment and Demographics

Enrollment	425	% of free & reduced lunches	37%
Grades	K-5	% of students within ½ mile	--%



## Marshall Elementary

### Castro Valley Unified

Joined: Fall 2013

### Activities for 2013-2014:

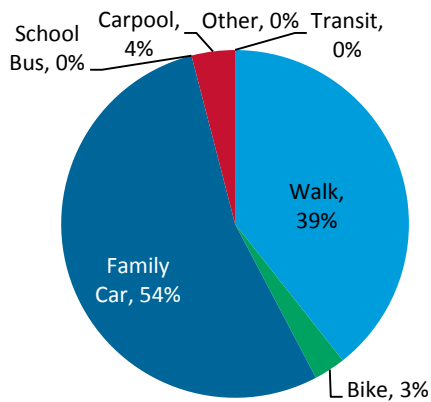
International Walk and Roll to School Day  
Bike to School Day  
Golden Sneaker Contest  
BikeMobile Visit

In its first year participating in the program Marshall participated in the three major SR2S events. Marshall had a big year, with many infrastructure changes being completed and allowing for safe and active commuting to school and home. The infrastructure changes allowed for Principal Woodward to make Safe Routes to Schools a big part of the school year. With the support of Champion Jill Baldwin Marshall completed it's first International Walk and Roll to school day and participated in the Unincorporated Area Walk and Roll to School Week. Site Coordinator Jessica Cruz presented at the staff meeting to gain interest and participation for the Golden Sneaker Contest. On Bike to School Day Marshall booked a Bike Mobile visit in the afternoon which proved to be a big success.



*Marshall students mark how they travel to/from school*

### Mode Share Survey Results



Source: Parent Surveys  
N = 82

### Enrollment and Demographics

Enrollment	403	% of free & reduced lunches	37%
Grades	K-5	% of students within ½ mile	77%

## Stanton Elementary

### Castro Valley Unified

Joined: Fall 2011

### Activities for 2013-2014:

International Walk and Roll to School Day  
Golden Sneaker Contest  
Bike to School Day  
Walk and Roll Days  
Educator Guide

This year, Stanton Elementary completed their third year in the comprehensive Alameda County Safe Routes to Schools program. Although Stanton is working on securing a champion for the program they participated in all three large events from the Safe Routes to Schools Program. They celebrated their fourth International Walk and Roll to School Day and also participated in the Unincorporated Walk and Roll to School Week in collaboration with Alameda Public Works and Supervisor Nate Miley's office. With the support of teacher Jane Brady as the contest coordinator the Golden Sneaker Contest was a success for the school. Another teacher Darcy Bull organized the Bike to School Day event and Stanton had a great turnout.



*Stanton Elementary School students celebrate with a Golden Sneaker trophy.*

## Mode Share Survey Results

*Mode share data not available*

## Enrollment and Demographics

Enrollment	436	% of free & reduced lunches	34%
Grades	K-5	% of students within ½ mile	--%

## Dougherty Elementary

Dublin Unified

Joined: Fall 2011

### Activities for 2013-2014:

International Walk and Roll to School Day  
Golden Sneaker Contest  
Bike to School Day  
Classroom Activities  
Bike Rodeo / Skills Drills Bike Safety Course  
BikeMobile Visit

This is Dougherty's third year of active participation in the Safe Routes program. Dougherty's Principal Brett Nelson continues to be an enthusiastic School Champion - including wearing his superhero cape as he leads group walks to school for Safe Routes events. Programming included including International Walk and Roll to School Day, for which Dougherty won the City of Dublin's prize for top participation in the school district. Dublin Mayor Tim Sbranti was on hand for a Golden Sneaker Kickoff rally featuring a visit from Goldie the Golden Sneaker Goddess. Dougherty Elementary also had two BikeMobile visits, a Skillz Drills bike rodeo and Bike to School Day generated over 180 student participants.



*Principal Brett Nelson is a heroic Walker and Roller... even the school mascot cheers him on during International Walk and Roll to School Day*

### Mode Share Survey Results

Mode share data not available

### Enrollment and Demographics

Enrollment	727	% of free & reduced lunches	3%
Grades	K-5	% of students within ½ mile	--%

## Dublin High

### Dublin Unified

Joined: Fall 2012

### Activities for 2013-2014:

International Walk and Roll to School Day  
Golden Sneaker Contest  
Bike to School Day  
BikeMobile Visit

Our work at Dublin High School continues to grow with several successful events this year on campus. In partnership with Champion Mayor and Director of Student Activities Tim Sbranti, as well as teacher Champion Kelly Beck, we were able to access students from both Freshman and Upper Class Leadership for this year's program.

This year, we aligned Walk & Roll to School Day with Homecoming. This allowed us to build excitement amongst students, since there was competition tied with the event. Mode charts reflected the contest, and results were shared with Leadership as part of the week-long event.

Our most successful this year at Dublin High School was Bike to School Day, which was organized primarily by upper class Leadership. Our numbers increased by 33%, and we had the largest bike pool in the history of the high school program! There were approximately 20 students joining the group that morning, arriving to school very early for bike bags, and granola bars that were provided by the City of Dublin.

At the end of the year, we arranged a special visit from the BikeMobile to repair the fleet of special education bikes that were purchased by the school six years ago. They are frequently utilized, and quite unique! Next year, we plan to partner with the special education teacher who fundraised to purchase these bikes as an additional Champion at Dublin High School.



*Approximately 20 students joined this year's Bike to School Day bike pool from Emerald Glen. They were greeted by event organizers and City Councilman Don Biddle*



*Students participate in a lunchtime bike celebration with the bike blender and pizza, sponsored by student activities*

### Mode Share Survey Results

*Mode share data not available*

### Enrollment and Demographics

Enrollment	1,940	% of free & reduced lunches	11%
Grades	9-12	% of students within ½ mile	--%

## Dublin Elementary

### Dublin Unified

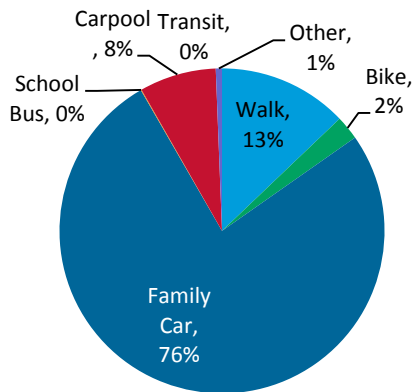
Joined: Fall 2013

### Activities for 2013-2014:

International Walk and Roll to School Day  
Bike to School Day  
Bike Rodeo / Skills Drills Bike Safety Course  
BikeMobile Visit

In its first year in the Safe Routes to Schools program Dublin is working to create more enthusiasm around Biking and Walking. Dublin was not able to find a champion this year but is working hard to secure a champion for the following year. Dublin Elementary participated in International Walk and Roll to School Day with a great turnout and also participated in Bike to School Day with a good amount of bikers and rollers. In the days following Bike to School Day Dublin scheduled a Bike Mobile event to continue the enthusiasm around Bike Month.

### Mode Share Survey Results



Source: Parent Surveys

N = 129

### Enrollment and Demographics

Enrollment	552	% of free & reduced lunches	11%
Grades	K-5	% of students within ½ mile	39%

## Frederiksen Elementary

Dublin Unified

Joined: Fall 2013

### Activities for 2013-2014:

International Walk and Roll to School Day  
Bike to School Day  
Golden Sneaker Contest  
BikeMobile Visit

Frederiksen with the help of the Student Council and Vice Principal Claire Mognaga had a great first year participating in the program. Frederiksen participated in all three major Safe Routes Events. The biggest hit was the Golden Sneaker Contest with three classes winning first place and celebrating with bike blended smoothie parties. Site Coordinator Jessica Cruz hosted a Bike Blended Party for the Student Council to celebrate their participation and work towards the Golden Sneaker Contest. The school also hosted a Bike Mobile visit a few weeks before Bike to School Day and had a great turn out on Bike to School Day. Frederiksen will be looking a champion and to further involvement in the Safe Routes to Schools Program.

### Mode Share Survey Results

*Mode share data not available*

### Enrollment and Demographics

Enrollment	578	% of free & reduced lunches	19%
Grades	K-5	% of students within ½ mile	--%



## Green Elementary

Dublin Unified

Joined: Fall 2012

### Activities for 2013-2014:

International Walk and Roll to School Day  
Bike to School Day  
Monthly Walk and Roll Days  
BikeMobile Visit  
PTA Parent Presentation

---

In its second year of the Alameda County Safe Routes to Schools program, the main goal for Green Elementary was to reduce traffic congestion by encouraging more walking and biking. This year we had a Parent Champion Shawna Sorensen to lead the Safe Routes to Schools efforts throughout the school year. Shawna worked with us to organize International Walk and Roll to School Day. Due to the large success and enthusiasm from students and parents, Shawna began organizing Monthly Walk and Rolls and the Green PTA provided funds for some incentives. Green also participated in the Bike to School Day event with over 90 rollers on the day of. They also scheduled a Bike Mobile visit in the weeks after Bike to School Day.

### Mode Share Survey Results

---

*Mode share data not available*

### Enrollment and Demographics

---

Enrollment	774	% of free & reduced lunches	2%
Grades	K-5	% of students within ½ mile	--%

## Kolb Elementary

Dublin Unified

Joined: Fall 2011

### Activities for 2013-2014:

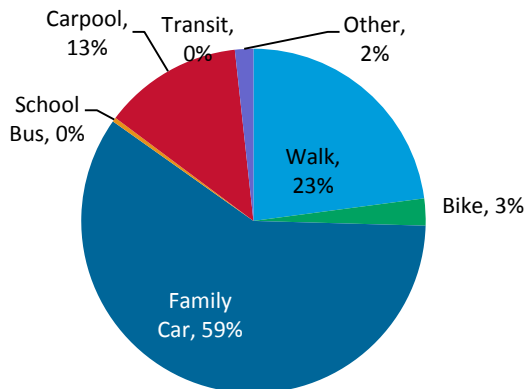
International Walk and Roll to School Day  
Golden Sneaker Contest  
Bike to School Day  
Family Cycling Workshop  
Monthly Walk and Roll Days  
Walking School Bus  
PTA Parent Presentation  
BikeMobile Visit

Principal Nicole Browning and Parent Champion Kristi Marleau make a formidable Safe Routes team at Kolb. Principal Browning launched a "Car-Free Kolb Campaign", which she plans to grow in the coming years. Kristi is a super role model, bicycling with her children to and from school every day. Highlights of the year include the launch of a new daily Walking School Bus, featuring three trips daily from a nearby park to school in the morning; Kolb also won the county-wide Platinum Sneaker Award for outstanding participation in the Golden Sneaker Contest. Other activities for the school included International Walk to School Day, monthly Walk and Roll to School Days, a BikeMobile visit, Bike to School Day and a Family Cycling Workshop.



*Getting ready for International Walk and Roll to School Day at Kolb.*

### Mode Share Survey Results



Source: Parent Surveys

N = 249

### Enrollment and Demographics

Enrollment	535	% of free & reduced lunches	4%
Grades	K-5	% of students within ½ mile	38%

## Murray Elementary

Dublin Unified

Joined: Fall 2011

### Activities for 2013-2014:

International Walk and Roll to School Day

Bike to School Day

Bike Rodeo / Skills Drills Bike Safety Course

In its first year in the program Murray Elementary had difficulty securing the help of a champion right away. However, Murray still participated in International Walk and Roll to School Day with a successful event. With the support of Jennifer May as the Parent Champion towards the end of the school year Murray Elementary participated in Bike to School Day. Murray also scheduled a Bike Rodeo to encourage more students to bike to school in a safe manner.

### Mode Share Survey Results

*Mode share data not available*

### Enrollment and Demographics

Enrollment	410	% of free & reduced lunches	16%
Grades	K-5	% of students within ½ mile	--%

## Wells Middle School

Dublin Unified

Joined: Fall 2013

### Activities for 2013-2014:

International Walk and Roll to School Day

Bike to School Day

Golden Sneaker Contest

Bike Rodeo / Skills Drills Bike Safety Course

Wells Middle started their Safe Routes programming this year with strong participation. Assistant Principal Mark Woy was supportive in introducing Walking and Rolling activities, and Teacher Champion Adair Spence worked with her class on each of the "Big Three" events and a Bike Mobile visit. Safe Routes Site Coordinator Carrie Harvilla met with her Student Leadership class on a number of occasions to explain International Walk and Roll to School Day, the Golden Sneaker Contest and Bike to School Day. From there, students coordinated: they made posters, did promotion, and ran the events. As Adair transitions out of her role, the new Student Leadership teacher will fill the shoes of school champion next year.



*Wells Teacher Champion organized the Golden Sneaker contest with her Student Leadership Class*

## Mode Share Survey Results

*Mode share data not available*

## Enrollment and Demographics

Enrollment	704	% of free & reduced lunches	17%
Grades	6-8	% of students within ½ mile	--%

## Anna Yates Elementary

Emeryville Unified

Joined: Fall 2012

## Activities for 2013-2014:

Bike to School Day

Safe Moves Programming

---

Anna Yates participated in two of the three major events. The SR2S Site Coordinator attended their annual fall harvest festival and assisted Emeryville PD with bicycle helmet fittings. The transitional leadership at Anna Yates has made it a challenge to deliver more programming to the school and parent champion Jim McDaniel has had limited capacity. With a new incoming principal, we hope to do outreach for more parent volunteers who will be able to support the program.

## Mode Share Survey Results

---

*Mode share data not available*

## Enrollment and Demographics

---

Enrollment	418	% of free & reduced lunches	64%
Grades	K-5	% of students within ½ mile	--%

## Ardenwood Elementary

Fremont Unified

Joined: Fall 2013

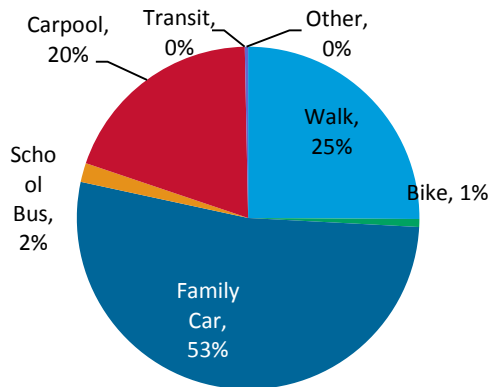
### Activities for 2013-2014:

International Walk and Roll to School Day  
Golden Sneaker Contest

With the support of Parent Champion Shonda Mosby Ardenwood Elementary had a great first year in the program. Ardenwood Elementary participated in International Walk and Roll to School Day, and began monthly walk and rolls due to the enthusiasm of parents and students. Ardenwood also participated in the Golden Sneaker Contest, and kicked it off with a school wide Assembly. In addition through the leadership of Shonda Mosby the Parent Champion, Ardenwood fundraised \$1000 through the Fire Up Your Feet Program. Ardenwood will be using these funds to advance some of its Safe Routes goals, centered around health and wellness.



### Mode Share Survey Results



Source: Parent Surveys  
N = 161

### Enrollment and Demographics

Enrollment	880	% of free & reduced lunches	8%
Grades	K-6	% of students within ½ mile	52%



## Azeveda Elementary

Fremont Unified

Joined: Fall 2013

### Activities for 2013-2014:

International Walk and Roll to School Day

Bike to School Day

BikeMobile Visit

In its first year participating in the program Azeveda's first event was to participate in the International Walk and Roll. The students and families enjoyed the event so much they began monthly walk and rolls to school. With the help of Parent Champion Maryanne Koller, the Safe Routes to Schools Program has been a great success. Azeveda also participated in Bike to School Day in conjunction with their monthly walk and roll and is looking towards participating in more of the program components next year.

### Mode Share Survey Results

*Mode share data not available*

### Enrollment and Demographics

Enrollment	448	% of free & reduced lunches	28%
Grades	K-6	% of students within ½ mile	--%

## Brier Elementary

Fremont Unified

Joined: Fall 2012

### Activities for 2013-2014:

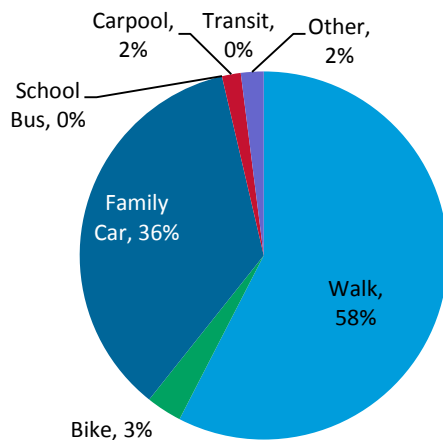
International Walk and Roll to School Day  
 Essay Contest  
 Bike to School Day  
 Walk and Roll Days  
 BikeMobile Visit  
 In-School Bike PE Courses  
 Educator Guide Presentation

Brier Elementary participated in Safe Routes to Schools program for a second year, Principal Julie Williams wholeheartedly embraced efforts to encourage walking and rolling at this K-6 school. She started the year by leading a group of students on International Walk and Roll to School Day.. Brier was fortunate to participate in the "Bike It-I Like It!" Essay Contest again this year, sponsored by County Supervisor Scott Haggerty. Nearly 150 students submitted essays explaining how their community would be improved by more bicycling and offering ideas on how to motivate their fellow classmates to pedal to school. Principal Williams is a great role model and can often be seen riding to school on her bicycle.



*Winner of the Bike It-I like It Essay Contest sponsored by Supervisor Scott Haggerty, fifth grader Yebin Shin, smiles proudly with her parents and new bicycle*

### Mode Share Survey Results



Source: Parent Surveys  
 N = 117

### Enrollment and Demographics

Enrollment	670	% of free & reduced lunches	45%
Grades	K-6	% of students within ½ mile	72%

## Brookvale Elementary

Fremont Unified

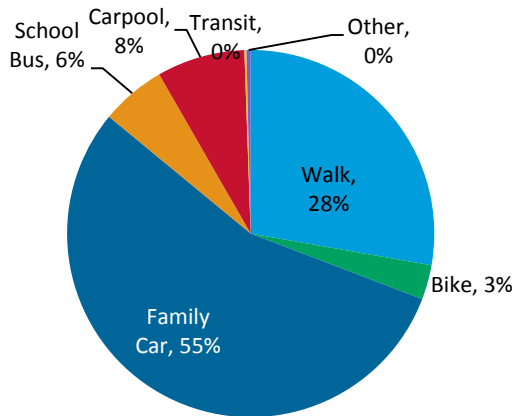
Joined: Fall 2012

## Activities for 2013-2014:

International Walk and Roll to School Day  
Bike to School Day  
BikeMobile Visit  
Educator Guide Presentation

In its first year participating in the program Brookvale acquired a champion late into the school year. It participated in International Walk and Roll to School for the first time. With the help of Parent Champion Nicole Rush a Bike Mobile visit was organized on Open House Night which created a tremendous amount of curiosity and interest around the program. Many parents asked when the Bike Mobile would return. The next big event for Brookvale was Bike to School Day where the school had 300 walkers and rollers, an amazing turnout!

## Mode Share Survey Results



Source: Parent Surveys  
N = 110

## Enrollment and Demographics

Enrollment	532	% of free & reduced lunches	13%
Grades	K-6	% of students within ½ mile	49%

## Irvington High

Fremont Unified

Joined: Spring 2013

### Activities for 2013-2014:

International Walk and Roll to School Day  
Cocoa for Carpools  
Golden Sneaker Contest  
Bike to School Day  
Bike Rodeo  
BikeMobile

Our work this year at Irvington High School was highly successful, despite this only being our second year at the school. We had great support from administrative Champion Vice Principal Jay Jackson, strong teacher Champion Greg Canavero, and an awesome group of students to help roll out events and projects. This year, we met weekly with the Green Advisory - a class of about 30 students. This group is committed to environmental issues, with several highly motivated leaders. One of our key student Champions, Tiffany, also served as President of Student Leadership, which allowed us to seamlessly organize school wide events.

This was our first International Walk & Roll Day on campus, and it was organized and carried out successfully. As with other schools, students helped organize and publicize a mini bike festival prior to the event, to prepare students to participate.

This year, students also decided to pilot the Cocoa for Carpools event. One Junior created stellar online social media promotion, which was shared on Instagram, Facebook and Twitter. Students arrived to school very early to help make cocoa in the cafeteria, with borrowed supplies from the cooking teacher, which was a bit labor intensive. Next year, we may seek to source prepared cocoa from a nearby store, which would reduce the amount of work needed to host this event. Regardless, students had a great time welcoming their peers with cocoa in the morning.

This year, the Golden Sneaker contest continued to gain popularity, with support from Vice Principal Jay Jackson leading the charge to build enthusiasm and competition amongst teachers. Students decided to award two prizes - highest level of participation, and highest mileage per student. This way, they would celebrate carbon emissions reduction more directly. Students in Green Advisory created a thermometer that gaged last year's savings as compared to this year. They were responsible for doing the math in participating classrooms, which helped motivate more teachers to participate. This year, our numbers were up by 38% in terms of student participation in the contest. Next year, Jay Jackson declared that all classes will be expected to participate, throughout the entire school - a very exciting prospect! If this were the case, we would encourage classes to designate a student representative to add posters each week, and report back to Green Advisory.

This year marked our second annual Bike to School Day event on Irvington campus, and our participation increased by 73%. Again, students promoted the event by creating a very cool online flyer that included



*Students organized a successful mini bike festival in preparation for Walk to School Day*



*Very talented student work from Irvington High School to promote the first Cocoa for Carpools event on campus*

information about bike pools. Irvington welcomed students and commuters on the morning of the event, with bike bags, snacks, bike lights, helmets, and music.

As an end-of-year celebration, Green Advisory hosted a mini bike festival, with the BikeMobile, bike blender, and a new button maker that was purchased by the City of Fremont. We received great support from the City's new Sustainability Coordinator, the Spare the Air Regional Team, and Supervisor Haggerty's office with help on the day of the event, and funding for additional helmets and bike bells for students. These items were highly coveted at the event (especially helmets).

Additionally, at Irvington High School this year, we carried out the Bike Education Program in partnership with Cycles of Change. Students participated in a two day training, which was supposed to lead to a culminating field trip. Unfortunately, with weather and testing this became hard to schedule.



*This online flyer helped promote our Bike to School Day event and bike pools for students at Irvington High School*



*This year's end of year bike festival included the BikeMobile, button making, the bike blender, and a mini clown bike. We received great support from the City of Fremont and Supervisor Haggerty's office for this event*



*Students at Irvington High School appreciated Spare the Air's donation of funding for helmets and bike bells*

## Mode Share Survey Results

Mode share data not available

## Enrollment and Demographics

Enrollment	2,032	% of free & reduced lunches	15%
Grades	9-12	% of students within ½ mile	--%

## James Leitch Elementary

Fremont Unified

Joined: Fall 2011

### Activities for 2013-2014:

International Walk and Roll to School Day  
Golden Sneaker Contest

James Leitch Elementary is a kindergarten through third grade school with a large Mandarin-speaking population. First grade teacher Linda Lorenz served as teacher champion again this year. She organized a successful International Walk and Roll to School Day. Though she was on leave in the spring, she made sure that everything was in place for Leitch's third year participating in the Golden Sneaker Contest, for which teacher Audrey Blaker stepped up to help in Linda's absence. We're happy to see teacher involvement at Leitch growing, and aim to cultivate more parent involvement next year.



*Principal Lee and the staff at  
Leitch care about pedestrian  
safety*

### Mode Share Survey Results

*Mode share data not available*

### Enrollment and Demographics

Enrollment	771	% of free & reduced lunches	3%
Grades	K-2	% of students within ½ mile	--%



## Mattos Elementary

Fremont Unified

Joined: Fall 2012

### Activities for 2013-2014:

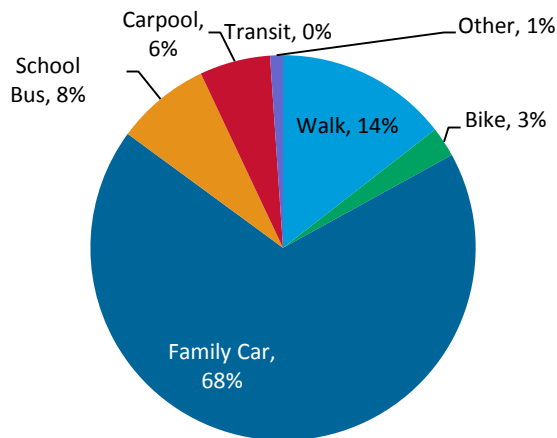
International Walk and Roll to School Day  
Golden Sneaker Contest  
Bike to School Day  
Walking School Bus  
Monthly Walk and Roll Days

Mattos had a new principal in 2013-2014 - Liza Muzaffery stepped and immediately supported ongoing Safe Routes efforts. As teacher champion, physical education teacher Melissa Maddon continues to organize monthly Walk & Roll to School Days to coincide with the Mattos' spirit days, so students who meet up for the group walk each month have the added fun of parading together in fun outfits. She also worked with the student council, so that students could take the lead in organizing the Golden Sneaker Contest and Bike to School Day. We say goodbye and thank you to parent champion Marie Rohner - her child graduated from Mattos this spring - who originally brought Safe Routes to the school.



*Parent champion Marie Rohner rides her tricycle to Mattos Elementary*

### Mode Share Survey Results



Source: Parent Surveys  
N = 113

### Enrollment and Demographics

Enrollment	511	% of free & reduced lunches	13%
Grades	K-6	% of students within ½ mile	28%

## Mission Valley Elementary

Fremont Unified

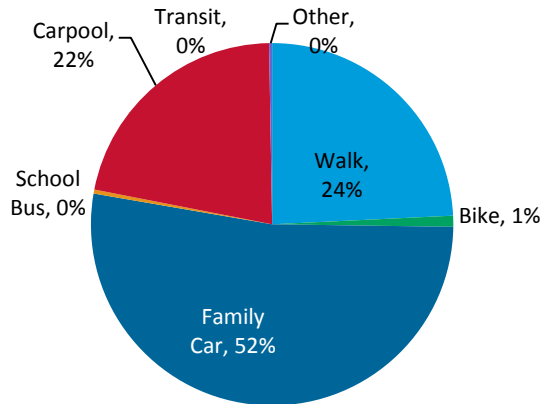
Joined: Fall 2013

### Activities for 2013-2014:

International Walk and Roll to School Day  
Golden Sneaker Contest  
PTA Parent Presentation  
BikeMobile Visit

This is Mission Valley's first year in the program and the school participated in the program without a champion. Mission Valley participated in International Walk and Roll as the first Safe Routes Event it took on. For the Golden Sneaker Contest Teacher Trisha Cowen volunteered as the Contest Coordinator and presented the contest to other school teachers providing the contest instructions and ensuring their participation. Ms. Lopez' fourth grade class had a great time making bike-blended smoothies in recognition of winning the contest. The Bike Mobile was scheduled for the school's recycling and clean-up day and captured the attention of many volunteers that day.

### Mode Share Survey Results



Source: Parent Surveys  
N = 225

### Enrollment and Demographics

Enrollment	723	% of free & reduced lunches	5%
Grades	K-6	% of students within ½ mile	50%

## Niles Elementary

Fremont Unified

Joined: Fall 2011

### Activities for 2013-2014:

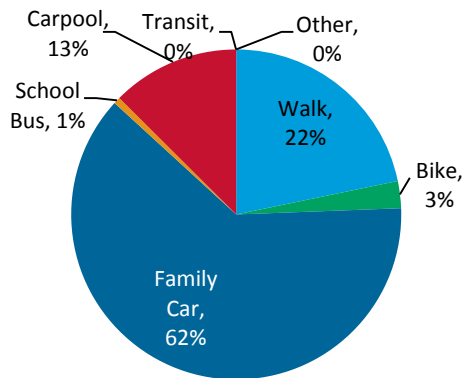
Golden Sneaker Contest  
Bike to School Day  
Weekly Walking School Bus  
Walk and Roll Days  
Family Cycling Clinic  
BikeMobile Visit  
Classroom Activities  
Walk Audit

Niles Elementary expanded their wide range of Safe Routes activities in their second year. Parent champion Kathy Davies increased the number of Walking School Bus Routes from two to four, and student participants had fun naming their walking groups and making banners for International Walk and Roll to School Day, for which County Supervisor Richard Valle made a special guest appearance. She was very active in creating unique monthly Walk and Roll to School Days, including a student-designed sticker contest. Other school activities included the Golden Sneaker Contest and Bike to School Day, a Family Cycling Clinic organized by bicycling parent Gail Bryan, a Bike Mobile visit and a School Site Assessment which involved City of Fremont staff and PTA members.



*Parent Champion Kathy Davies presented with Niles' Very Special Person Award.*

### Mode Share Survey Results



Source: Parent Surveys  
N = 122

### Enrollment and Demographics

Enrollment	527	% of free & reduced lunches	7%
Grades	K-6	% of students within ½ mile	39%

## Oliveira Elementary

Fremont Unified

Joined: Fall 2012

### Activities for 2013-2014:

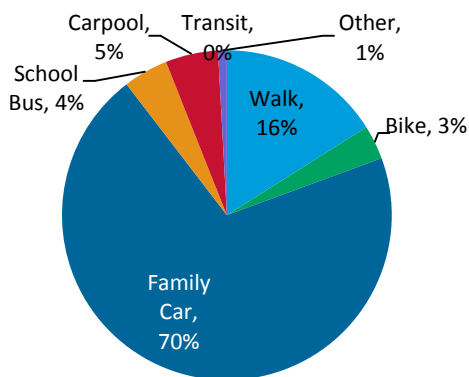
International Walk and Roll to School Day  
Bike to School Day

Oliveira Elementary had a transitional year, as last year's teacher champion departed, and the Student Ambassador program that assisted with coordinating activities underwent changes. Nonetheless, Secretary Anne Damron and Principal Linda Anderson remained committed to Safe Routes. A highlight of the year was a special Kindergarten Walk and Roll to School Day, to help introduce new school parents to each other and accommodate for unique school start times for the youngest students. In addition to International Walk and Roll to School Day, the year ended with an outstanding Bike to School Day, wherein over 130 students rode to school - more than double the previous year. In the next school year, efforts will be made to find a new long-term champion.



*Families enjoy getting to Oliveira together during a special Kindergarten Walk to School Day*

### Mode Share Survey Results



Source: Parent Survey

N = 106

### Enrollment and Demographics

Enrollment	585	% of free & reduced lunches	23%
Grades	K-6	% of students within ½ mile	40%

## Parkmont Elementary

Fremont Unified

Joined: Fall 2011

### Activities for 2013-2014:

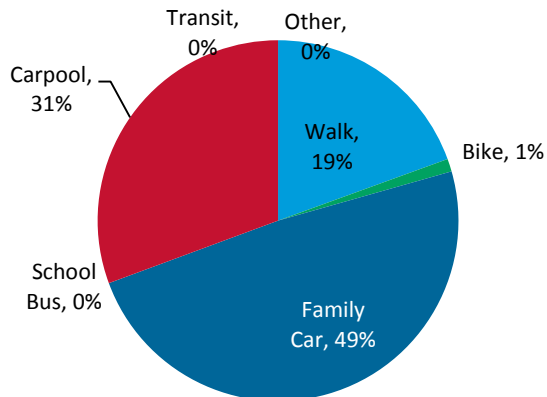
International Walk and Roll to School Day  
Golden Sneaker Contest  
Bike to School Day  
Monthly Walk and Roll Days  
Classroom Activity  
Walking School Buses

Parkmont sustained a high level of Safe Routes activities again this year. Ongoing parent Champion Malini Kumar worked with two sixth grade student leaders, Noah and Khoi, to organize many events. The boys were regular fixtures at Monthly Walk and Roll to School Days, and played a big role in doing the tallying for the Golden Sneaker Contest. Principal Marianne Schmidt worked with Fremont Unified School District to receive funding from the Bay Area Air Quality Management District for additional new bike racks at the school. We say thank you to Principal Schmidt for her strong support for walking and rolling at Parkmont, as she retired from her duties this spring.

*The first day of a Walking School Bus coincides with Parkmont's monthly Walk and Roll to School Day*



## Mode Share Survey Results



Source: Parent Surveys  
N = 113

## Enrollment and Demographics

Enrollment	863	% of free & reduced lunches	10%
Grades	K-6	% of students within ½ mile	38%

## Walters Jr. High

Fremont Unified

Joined: Fall 2011

### Activities for 2013-2014:

International Walk and Roll to School Day

Golden Sneaker Contest

Bike to School Day

PTA Parent Presentation

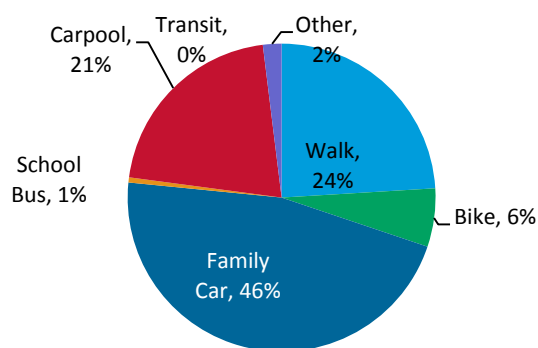
Monthly Walk and Roll Days

Walters Junior High continued with strong student engagement in the Alameda County Safe Routes to Schools program. Under the coordination of Teacher Champion Lisa Alves, the student leadership class organized and the “Big Three” events. For the second year in a row, students who pedaled on Bike to School Day morning were greeted by the tunes of the Walters' Band. The first-ever Bike Mobile visit to Walters was a great success. The mechanics garnered lots of curiosity from the students, and many young people stopped by to pitch in and help fix their fellow students' bicycles.



*Walters students helping out with Bike to School Day events*

## Mode Share Survey Results



Source: Parent Surveys  
N = 149

## Enrollment and Demographics

Enrollment	778	% of free & reduced lunches	28%
Grades	7-8	% of students within ½ mile	31%



## Weibel Elementary

Fremont Unified

Joined: Fall 2013

### Activities for 2013-2014:

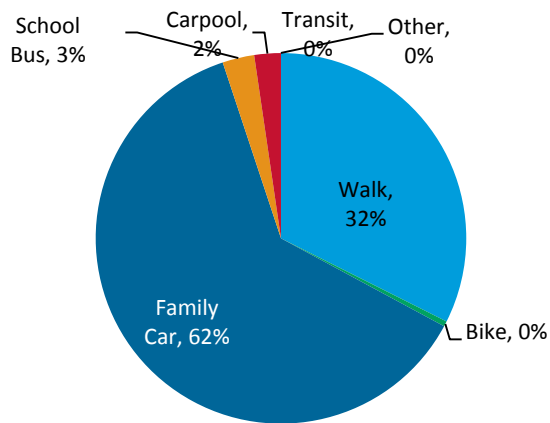
International Walk and Roll to School Day  
Bike to School Day  
Bike Essay Contest  
PTA Parent Presentation  
Monthly Walk and Roll Days

In its first year in the Safe Routes to Schools Program Weibel elementary excelled with the support of Parent Champion Kavita Kessava. For the first Safe Routes to Schools Event of the year International Walk and Roll, Weibel had over 300 students participate. Weibel also participated in Bike to School Day and raffled off two helmets and bike lights for those students who participated in the event. Lastly, Weibel was one of two schools in the Fremont District to participate in the Bike Essay Contest in collaboration with the SR2S and Supervisor Scott Haggerty's office. Where students were asked to submit an essay on different bike topics, two students were awarded a bike, helmet, and a lock.



*An engaging educational assembly gets students excited to raise their hands.*

### Mode Share Survey Results



Source: Parent Surveys  
N = 21

### Enrollment and Demographics

Enrollment	699	% of free & reduced lunches	5%
Grades	3-6	% of students within ½ mile	50%

## Bret Harte Middle School

Hayward Unified

Joined: Fall 2011

### Activities for 2013-2014:

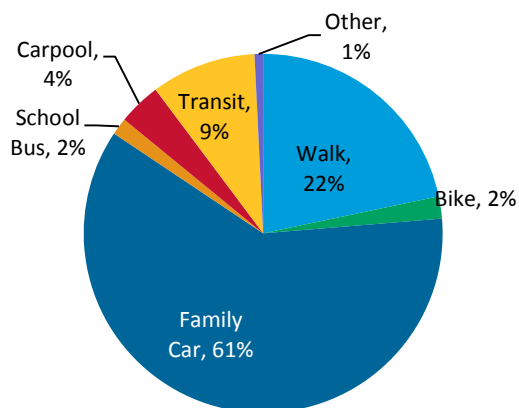
Bike to School Day  
Middle School Bike PE Course  
BikeMobile Visit

Bret Harte Middle School just completed its 3<sup>rd</sup> year of the Alameda County SR2S program. It was the only school in Hayward to participate in the Cycles of Change "Drive Your Bike" P.E. Program, which was coordinated by PE Teacher, Chantaine Fauntleroy. With strong support from Principal Lisa Davies, the students also celebrated Bike to School Day. In the Spring they had their 1st BikeMobile visit where over 30 bikes were fixed! Bret Harte is located on a hill near the very busy intersection of CA State Route 185 (E. 14<sup>th</sup> Street), CA State Route 238 (Foothill Boulevard), and CA State Route 92 (Jackson Street). Students, families and staff have had to endure a major construction project of this intersection for a couple of years now. Principal Davies is very excited to integrate more of the Safe Routes to Schools programming into the school culture in the 2014-15 school year.



*PE students at Bret Hart during their Drive your Bike class with Cycles of Change*

### Mode Share Survey Results



Source: Parent Surveys  
N = 128

### Enrollment and Demographics

Enrollment	643	% of free & reduced lunches	68%
Grades	7-8	% of students within ½ mile	26%

## Burbank Elementary

Hayward Unified

Joined: Fall 2011

### Activities for 2013-2014:

International Walk and Roll to School Day

Bike to School Day

Family Cycling Workshop

BikeMobile Visit

Burbank Elementary, one of the largest schools in Hayward, just finished their 3<sup>rd</sup> year in the SR2S program. Located in the residential area, near the Hayward BART station, it is situated in between busy arterials, A St. and Winton Avenue, and the school grounds are connected to Cannery Park. Parent Center Coordinator, and Champion, Maria Haro continued to do a great job coordinating activities and events, where she often provided SR2S materials in English and Spanish, and served as a translator.

This year they participated in International Walk & Roll to School Day and Bike to School Day. In the spring, Burbank held their first Family Cycling workshop, with a BikeMobile visit in conjunction with their monthly Flea Market.



*Students at Burbank enjoy riding through a mock intersection at their afterschool Bike Rodeo*

## Mode Share Survey Results

*Mode share data not available*

## Enrollment and Demographics

Enrollment	761	% of free & reduced lunches	82%
Grades	K-6	% of students within ½ mile	--%

## Cherryland Elementary

Hayward Unified

Joined: Fall 2009

### Activities for 2013-2014:

International Walk and Roll to School Day  
Golden Sneaker Contest  
Bike to School Day  
Weekly Walking School Bus  
PTA Parent Presentation  
BikeMobile Visit

This was Cherryland Elementary's sixth year in the SR2S program. Cherryland has a large Latino enrollment and is located in unincorporated Alameda County. Over the years, the Cherryland community has had to deal with many safety challenges around the school.

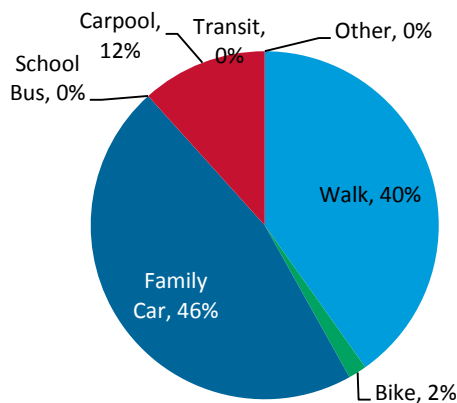
In his 2nd year, Principal Itoco Garcia continued to make safe walking and biking to school a priority. This is reflected in the number of activities and events that were held, keeping the momentum that was built the previous year. Cherryland has celebrated International Walk and Roll to School Day every year since 2009. This year they also participated in the Golden Sneaker Contest, Bike to School Day, and had a BikeMobile visit



*Students track on they get to school on International Walk and Roll to School Day*

Alameda County Supervisor Nate Miley and his office are strong supporters of SR2S at Cherryland. His staff represents Cherryland as a part of the Unincorporated Alameda County Task Force.

### Mode Share Survey Results



Source: Parent Surveys  
N = 63

### Enrollment and Demographics

Enrollment	809	% of free & reduced lunches	79%
Grades	K-6	% of students within ½ mile	69%

## Fairview Elementary

Hayward Unified

Joined: Fall 2011

### Activities for 2013-2014:

International Walk and Roll to School Day

Golden Sneaker Contest

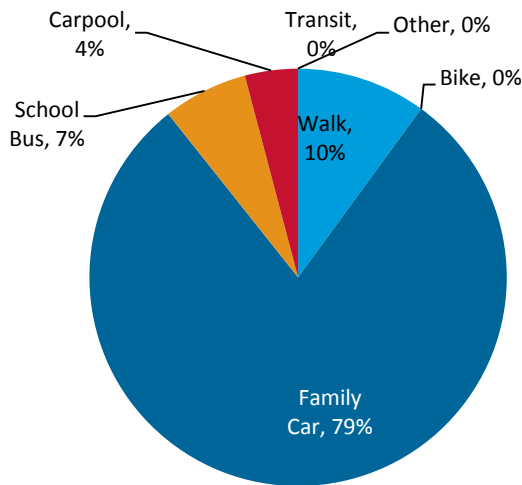
PTA Presentation

Fairview Elementary, with about 600 students, is located in Fairview (unincorporated Hayward) on top of Kelly Hill, in between B & C Streets. There are quite a few challenges that students and their families regularly face while commuting to and from school. Thanks to the hard work of Principal John Melvin Jr, they started their first year in the SR2S program off strong, celebrating International Walk & Roll to School Week that included a visit from Alameda County Supervisor Nate Miley. The Golden Sneaker Contest was popular with students, who were excited to track their daily travels in hopes of winning the coveted Golden Sneaker trophy. Next year, Principal Melvin is looking forward to integrating more Safe Routes components and activities into the Fairview culture.



*Supervisor Nate Miley hands out stickers to students arriving at Fairview's International Walk and Roll to School Day*

### Mode Share Survey Results



Source: Parent Surveys  
N = 62

### Enrollment and Demographics

Enrollment	482	% of free & reduced lunches	71%
Grades	K-6	% of students within ½ mile	37%



## Harder Elementary

Hayward Unified

Joined: Fall 2012

### Activities for 2013-2014:

International Walk and Roll to School Day  
Bike to School Day  
Monthly Walk and Roll Days  
Walking School Bus  
BikeMobile Visit

Harder Elementary is a great example of how a school can thrive in the SR2S program when it is supported by administration, staff, and parents. Claudia, Parent Center Coordinator, was familiar with Safe Routes to Schools, and did a great job coordinating various activities and events for the Harder Community. They celebrated International Walk & Roll to School Day and Bike to School Day. They also held their 2nd BikeMobile visit in conjunction with their monthly flea market. Next year, Harder hopes to continue to make strides with the Walking School Bus program.



*A BikeMobile visit at Harder Elementary*

### Mode Share Survey Results

*Mode share data not available*

### Enrollment and Demographics

Enrollment	603	% of free & reduced lunches	82%
Grades	K-6	% of students within ½ mile	--%



## Park Elementary

### Hayward Unified

Joined: Fall 2013

## Activities for 2013-2014:

### Golden Sneaker Contest

In its first year in the program, Park Elementary didn't let a late start affect them. The highlight of the year was definitely the Golden Sneaker Contest kick-off assembly. Students arrived to see Kaiser Permanente Educational Theatre's Super Weevil on his tricycle, Project Eat handed out healthy snacks, and parents whilst parents discussed the Fire Up Your Feet Program. During the assembly, Alameda County Supervisor Richard Valle was the special guest, and Hayward Police Officer Denny Rabino shared tips for walking and biking safely. A community school, Champions Yvette Beavers and Maria Reyes are looking forward to a full year of programming next year.



*County Supervisor Richard Valle, Principal Tigerino, Hayward Police Dept Officer Denny Rabino, and SR2S Site Coordinator Aiyana Knowles are joined by Kaiser*

## Mode Share Survey Results

*Mode share data not available*

## Enrollment and Demographics

Enrollment	668	% of free & reduced lunches	78%
Grades	K-6	% of students within ½ mile	--%

## Southgate Elementary

Hayward Unified

Joined: Fall 2011

### Activities for 2013-2014:

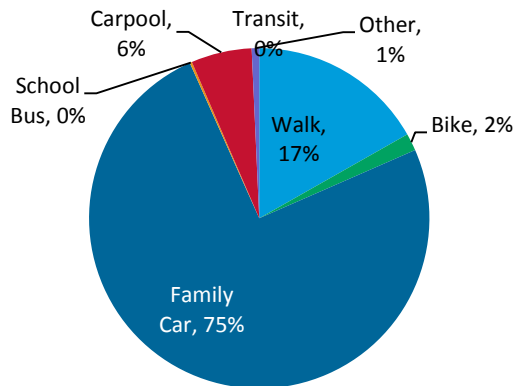
International Walk and Roll to School Day  
Golden Sneaker Contest  
Walking School Bus  
Bike Rodeo / Skills Drills Bike Safety Course  
BikeMobile Visit

Southgate Elementary continued to thrive in their 3rd year of the Safe Routes to Schools program. Principal Brian White kicked off the school year with International Walk & Roll to School Day, followed up with a the Skills Drills Bike Rodeo, and then the Golden Sneaker Contest. Coming on in the spring, teacher and Leadership advisor, Danielle Freels brought the BikeMobile to Southgate, where they repaired almost 30 bikes. It is a community school, where there are many families walking to school every day in informal Walking Buses. The hope for next year is to get more parents involved, and establish more Walking School Bus routes.



*A rainy day didn't keep Southgate students away from appreciating the free repairs by the Bike Mobile*

### Mode Share Survey Results



Source: Parent Surveys  
N = 140

### Enrollment and Demographics

Enrollment	645	% of free & reduced lunches	60%
Grades	K-6	% of students within ½ mile	45%

## Strobridge Elementary

Hayward Unified

Joined: Fall 2013

### Activities for 2013-2014:

International Walk and Roll to School Day

Bike to School

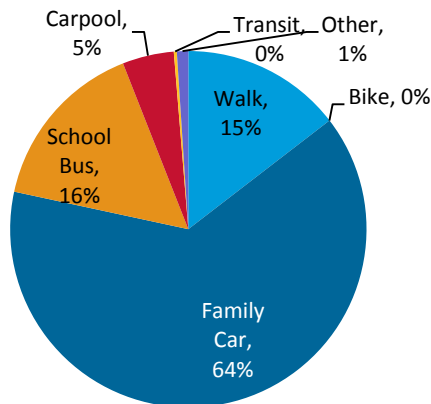
Golden Sneaker Contest

Strobridge Elementary is located on the border of Castro Valley and Hayward, in unincorporated Alameda County, with almost 700 students. In their first year of the program, Champion and Principal Charles Hill did a phenomenal job of coordinating activities and the “Big 3” events. He kicked off the school year with International Walk & Roll to School Week, meeting students and their families at various locations around the neighborhood each day to lead a Walking School Bus. This was so successful, that in the spring he did the same for the Golden Sneaker Contest, and even led a bike train on Bike to School Day! Next year, Principal Hill hopes to establish more regular Walking School Buses, and to get more parents involved in the coordination of events.



*Students get a little help walking to school from their crossing guard and Alameda County Board of Education Trustee Aisha Knowles*

### Mode Share Survey Results



Source: Parent Surveys  
N = 191

### Enrollment and Demographics

Enrollment	632	% of free & reduced lunches	76%
Grades	K-6	% of students within ½ mile	32%

## Tyrrell Elementary

Hayward Unified

Joined: Fall 2013

### Activities for 2013-2014:

International Walk and Roll to School Day  
Bike to School  
Monthly Walk and Roll Days  
Bike Festival  
BikeMobile Visit

Tyrrell Elementary School had a fantastic first year in the Safe Routes to Schools program! Located on the southside of Hayward, with a little less than 800 students, it is a neighborhood school with a lot of families who walk on a regular basis. Last year, Tyrrell became familiar with the program after booking the BikeMobile, and then went on to participated in Bike to School via technical assistance. This year they celebrated their 1st International Walk & Roll to School Day, with a visit from Hayward City Councilman Mark Salinas. It was so successful, Champion and District

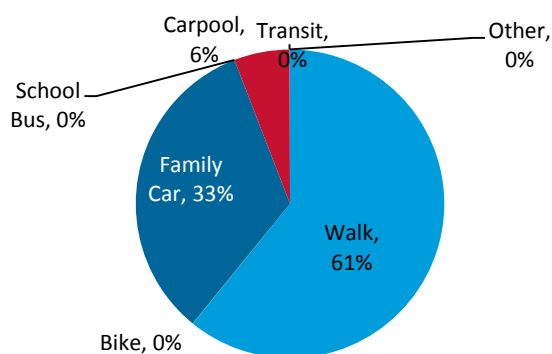
Nurse, Elise Jackson starting holding Monthly Walk & Roll to School Days on the last

Wednesday of the month. The highlight of the year would be the Pop-Up Bike Festival held in May. Students and their families enjoyed bike-blended smoothies, and tricycles races. Dance music was provided by Kaiser Permanente Educational Theatre's Super Weevil and his pedal-powered sound system. Hayward Police Department Sgt. Rich Butler was also there on his patrol bicycle. That day the BikeMobile made about 50 repairs. Hayward Mayor Michael Sweeney stopped by to congratulate Principal Stacey Vidal on such a successful event.



*Tyrrell Elementary School Bike Festival, May, 2014*

### Mode Share Survey Results



Source: Parent Surveys  
N = 197

### Enrollment and Demographics

Enrollment	661	% of free & reduced lunches	77%
Grades	K-6	% of students within ½ mile	75%

## Altamont Creek Elementary

Livermore Unified

Joined: Fall 2013

### Activities for 2013-2014:

International Walk and Roll to School Day  
Golden Sneaker Contest  
Safe Routes Puppet Show  
Bike to School Day  
Skillz Drills

Altamont Creek Elementary completed its first year in the Alameda County Safe Routes to Schools program with a good participation level for a first year school. With the help of parent champion, Rebecca Hanley, who serves as the school's PTA president, the school participated in the program's three mayor events: International Walk and Roll to School Day, Golden Sneaker Contest, and Bike to School Day. The school had also applied for a school assembly. Altamont Creek was also one of the recipients of bike helmets and bike lights purchased with STAY funds.

### Mode Share Survey Results

*Mode share data not available*

### Enrollment and Demographics

Enrollment	615	% of free & reduced lunches	19%
Grades	K-5	% of students within ½ mile	--%

## East Avenue Middle

Livermore Unified

Joined: Fall 2012

### Activities for 2013-2014:

International Walk and Roll to School Day  
Bike to School Day  
Golden Sneaker Contest  
Skills Drills  
Monthly Walk and Roll Days

With the help of teacher Champion Rachel England, East Avenue Middle School completed its second year in the Alameda County Safe Routes to Schools Program. The programing at East Ave. Middle included participation in the three major events: International Walk to School Day, the Golden Sneaker Contest, and Bike to School Day. The school's 7<sup>th</sup> grade Recognition Team also helped organize monthly Walk and Roll to School Days the first Wednesdays of the month

### Mode Share Survey Results

*Mode share data not available*

### Enrollment and Demographics

Enrollment	664	% of free & reduced lunches	32%
Grades	K-5	% of students within ½ mile	--%



## Jackson Avenue Elementary

Livermore Unified

Joined: Fall 2012

### Activities for 2013-2014:

International Walk and Roll to School Day  
Golden Sneaker Contest  
Bike to School Day  
Monthly Walk and Roll Days  
Walk Audit  
Fire Up Your Feet  
Bike Rodeo / Skills Drills Bike Safety Course  
BikeMobile Visit

In its second year in the Alameda County Safe Routes to Schools program, Jackson Elementary successfully promoted most of the activities in our program with the lead of staff Champion Jessica Torres. In addition to participating in the three major events (International Walk to School Day, Golden Sneaker Contest, and Bike to School Day), the school also held successful monthly Walk and Roll to School Days, including a special Walk and Roll Day event on April 9 that incorporated a visit from Kaiser's safety mascot and a pedal powered sound system as part of their partnership with Kaiser Permanente's Thriving Schools Initiative. Additional activities included a BikeMobile visit, and an informal daily bike train led by last year's parent Champion Renee Andrus. The school also held a Walk Audit in early June to assess the safety issues related to the school's drop-off traffic. Jackson Ave. was also one of the recipients of bike helmets and bike lights this year purchased with STAY funds.

Jackson Avenue was very active in the Fire Up Your Feet program and tracked all the SR2S activities that promote physical activity in the school and won several prizes this year.

The school is poised to continue building its participation in the program next year. Apart from continuing this year's excellent level of participation, the plan for next year is to outreach to parents about the Walking School Bus, and to implement this year's Walk Audit's improvement plan. We can expect the program to continue being solid at this site as we have a very responsive champion and a Principal who understands and supports Safe Routes.



*Super Weevil at Jackson Avenue Elementary School  
Walk and Roll to School Day*

## Mode Share Survey Results

*Mode share data not available*

## Enrollment and Demographics

Enrollment	550	% of free & reduced lunches	44%
Grades	K-5	% of students within ½ mile	44%

## Junction K-8

### Livermore Unified

Joined: Fall 2011

### Activities for 2013-2014:

International Walk and Roll to School Day  
Bike to School Day  
Golden Sneaker Contest  
Bike Rodeo  
Monthly Walk and Roll Days  
Middle School Bike PE Course  
PTA Parent Presentation  
BikeMobile Visit

With the help of staff champion Mary Cruz Fernandez, the school's Parent Coordinator, Junction K-8 School completed its third year in the Alameda County Safe Routes to Schools Program with a good level of participation. This year, the school participated in the three major events: International Walk to School Day, Golden Sneaker Contest, and Bike to School Day. The Mayor of Livermore John Marchand attended the school's Bike to School Day event on May 8. In addition to this, the school held a monthly Walk to School Day the first Wednesday of every month, had a BikeMobile visit, and continued the implementation of the Drive you Bike PE program. Junction Ave. was one of the recipients of bike helmets and bike lights this year purchased with STAY funds.



*Junction Bike to School Day 2014*

## Mode Share Survey Results

*Mode share data not available*

## Enrollment and Demographics

Enrollment	759	% of free & reduced lunches	62%
Grades	K-8	% of students within ½ mile	37%

## John F. Kennedy Elementary

Newark Unified

Joined: Fall 2012

### Activities for 2013-2014:

International Walk and Roll to School Day

Bike to School Day

Golden Sneaker Contest

BikeMobile Visit

Kennedy Elementary participated in a successful International Walk and Roll where the Newark Mayor as well as a Council Member participated in making the first event of the year a success. Thereafter, Kennedy acquired a Parent Champion Jennifer McMenemy who has been a great support in supporting each of the Safe Routes Events. The Golden Sneaker Contest was a great success and the frozen yogurt party was a big hit with the winning classroom and teacher. For Bike to School Day there was a very large turnout of students and parents who biked to school. Kennedy also held a Bike Festival where the Bike Mobile, Bike Blender, and Trivia Wheel were present. Spare the Air provided helmets and bike bells that were raffled off during the festival.



*Kennedy students take turns using the Bike Blender at the Bike Festival.*

### Mode Share Survey Results

*Mode share data not available*

### Enrollment and Demographics

Enrollment	382	% of free & reduced lunches	27%
Grades	K-6	% of students within ½ mile	--%

## Alvarado Elementary

New Haven Unified (Union City)

Joined: Fall 2011

### Activities for 2013-2014:

International Walk and Roll to School Day  
Bike to School Day  
Monthly Walk and Roll to School Day  
Educator Guide Presentation  
Walk Audit  
Golden Sneaker Contest

Principal Marcus Lam took steps to improve traffic safety around Alvarado Elementary this spring. The school already has a systematized curbside dropoff regimen, but traffic is compounded by the neighboring Alvarado Middle School. Safe Routes organized a School Site Assessment with parents, teachers and City of Union City staff to examine infrastructure improvements for pedestrians and bicyclists. Teacher Champion David Martell continued to run two ten-week Bike Club sessions, including six off-campus rides, which encourage safe riding practices, bike handling skills, safest routes, cardiovascular fitness, endurance, the fun of exploring, and learning about local history, ecology, and geology. Other activities included International Walk and Roll to School Day, the Golden Sneaker Contest, and Bike to School Day.



*Principal and parents map out ideas to make the walk to Alvarado safer during a School Site Assessment.*

## Mode Share Survey Results

Mode share data not available

## Enrollment and Demographics

Enrollment	824	% of free & reduced lunches	54%
Grades	K-5	% of students within ½ mile	--%

## Cesar Chavez Middle

New Haven Unified (Union City)

Joined: Fall 2011

### Activities for 2013-2014:

International Walk and Roll to School Day  
 Monthly Walk and Roll to School Days  
 Educator Guide Presentation  
 Golden Sneaker Contest  
 Bike to School Day  
 Carpool to School Day  
 BikeMobile Visit  
 Drive Your Bike Safety Program

Cesar Chavez Middle School had a new principal this school year - Mireya Casarez is intent on improving traffic safety around the school. Ongoing teacher champion Fernando Buchner, Activities and Athletic Director, got creative with the students in his leadership class: they did a great job coordinating International Walk and Roll to School Day, a Carpool to School Day, the Golden Sneaker Contest, and Bike to School Day. Mr. Buchner also got creative with the bike blender as a Safe Routes outreach tool. Students enjoyed bike blended smoothies during their Halloween Festival, and teachers got a chance to pedal and serve each other smoothies during a staff breakfast.



*Students in Leadership Class organized Carpool to School Day*

## Mode Share Survey Results

*Mode share data not available*

## Enrollment and Demographics

Enrollment	1,468	% of free & reduced lunches	61%
Grades	7-8	% of students within ½ mile	--%

## Delaine Eastin Elementary

New Haven Unified (Union City)

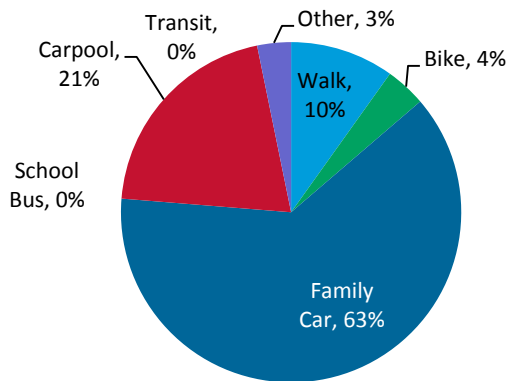
Joined: Spring 2010

### Activities for 2013-2014:

International Walk and Roll to School Day  
Bike to School Day  
Monthly Walk and Roll Days  
Bike Rodeo / Skills Drills Bike Safety Course  
BikeMobile Visit

Delaine Eastin Elementary had a great new team of teachers acting as co-champions: Sarita Chawla, Shabnam Malik, Corynn Buxton, and Sandy DeMuri worked together on encouragement activities, including International Walk and Roll to School Day, Bike to School Day, and a special June Walk and Roll to School Day. Students in the afterschool Kids First program learned safety skills during a Bike Rodeo. Activities wrapped up with a visit from the BikeMobile as part of the end-of-the year Field Day. The four teachers have already signed on to continue their role as co-champions for next year, and are excited to build on their first experiences to create more walking and rolling programming at Eastin.

### Mode Share Survey Results



Source: Parent Surveys  
N = 78

### Enrollment and Demographics

Enrollment	873	% of free & reduced lunches	20%
Grades	K-5	% of students within ½ mile	29%



## Guy Jr. Emanuele Elementary

New Haven Unified (Union City)

Joined: Spring 2010

### Activities for 2013-2014:

International Walk and Roll to School Day

Golden Sneaker Contest

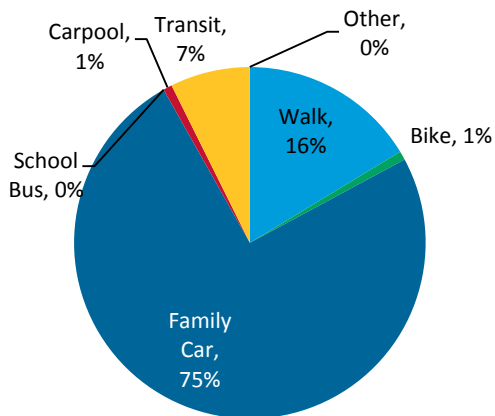
BikeMobile Visit

Guy Jr. Emanuele Elementary is in the Decoto neighborhood of Union City. Emanuele participated in International Walk and Roll to School Day and the Golden Sneaker Contest. The Bike Mobile visit was a big hit again this year, with students pulling up their sleeves to work on their own bikes. Emanuele had a new principal and vice principal this year - both are supportive of continuing Safe Routes. In the next school year, Safe Routes staff plan to outreach to parents and teachers to provide additional support for dedicated School Champion Gina Pacaldo, the school's dropout prevention staff.



*Everyone has a chance to learn at during a Bike Mobile visit at Emanuele*

### Mode Share Survey Results



Source: Parent Surveys

N = 25

### Enrollment and Demographics

Enrollment	784	% of free & reduced lunches	59%
Grades	K-5	% of students within ½ mile	38%

## Kitayama Elementary

New Haven Unified (Union City)

Joined: Fall 2012

### Activities for 2013-2014:

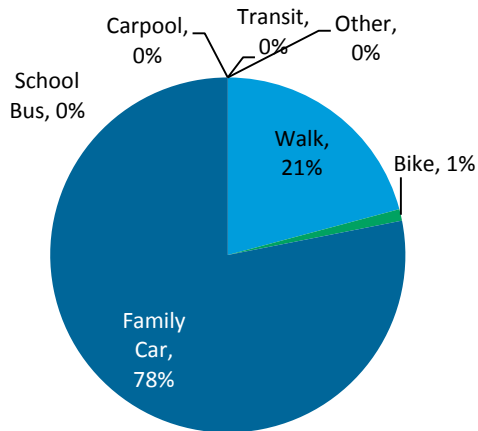
International Walk and Roll to School Day  
Bike to School Day  
Golden Sneaker Contest  
Walk and Roll Days  
Bike Rodeo / Skills Drills Bike Safety Course

Kitayama had a year of firsts: they had their first Bike Mobile visit during the annual Science Fair, and participated in the Golden Sneaker contest for the first time. Other activities included International Walk and Roll to School Day and Bike to School Day. Principal McKelvey was assisted by her office staff Diana Castellanos and the PTA. Before her departure, she organized International Walk and Roll to School Day and an additional Walk and Roll Day. In the coming year, we aim to find an ongoing parent champion. In addition, Safe Routes plans to begin working with the newly formed Go Green Science Club, so that Kitayama students can play a meaningful role in helping their classmates walk and roll.



*The bike racks don't lie... bicycling to school is on the rise at Kitayama.*

### Mode Share Survey Results



Source: Parent Surveys  
N = 39

### Enrollment and Demographics

Enrollment	804	% of free & reduced lunches	47%
Grades	K-5	% of students within ½ mile	51%

## Pioneer Elementary

New Haven Unified (Union City)

Joined: Spring 2010

### Activities for 2013-2014:

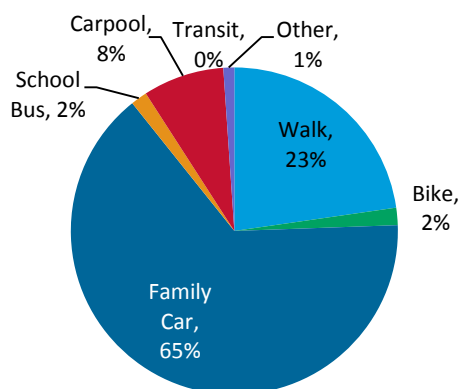
International Walk and Roll to School Day  
Golden Sneaker Contest  
Bike to School Day  
Walk and Roll Days  
Educator Presentation  
Classroom Activity

Abhilasha Gupta embraced her role as new parent champion and sustained year-long programming at Pioneer. Student again enjoyed the school's annual tradition: the February Healthy Hearts Walk and Roll to School Day, where students brought their haiku poems about walking and posted them in the cafeteria for all to see. Their fourth Bike to School Day was a success, and this year featured a new twist: Principal Benafield invited to students to meet with her in the morning and bicycle to school together. She got her bike fixed by the Bike Mobile, so she was ready to roll. Other activities included International Walk and Roll to School Day, and another successful Golden Sneaker Contest. Teacher Cathy Schoon's Kindergarten class was thrilled to receive their Golden Trophy for all their hard teamwork.



*Pioneer's Walking School Bus route launched during their February Healthy Hearts Walk and Roll to School Day.*

### Mode Share Survey Results



Source: Parent Surveys

N = 115

### Enrollment and Demographics

Enrollment	843	% of free & reduced lunches	39%
Grades	K-5	% of students within ½ mile	43%

## Searles Elementary

New Haven Unified (Union City)

Joined: Spring 2010

### Activities for 2013-2014:

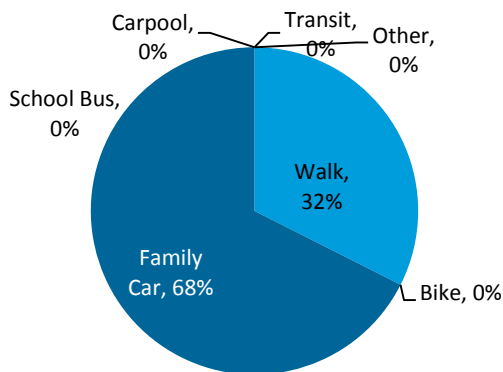
International Walk and Roll to School Day  
Golden Sneaker Contest  
Bike to School Day  
Bike Rodeo / Skills Drills Bike Safety Course  
Walk and Roll Days

Searles Elementary was the first school in New Haven Unified to participate in Alameda County Safe Routes to Schools, starting in the 2009-2010 school year. Assistant Principal Raquel Bocage, initiated monthly Walk and Roll to School Days, and made sure that Searles students were prepared for Bike to School Day with a visit from the BikeMobile. Searles saw a great opportunity to teach kids bicycle safety by hosting a bike rodeo during their weekend family Flea Market and Resource Fair. We bid a fond farewell to retiring Teacher Champion Vince Rosato, who was instrumental in bringing Safe Routes programming to Searles and the entire school district.



*Searles Students line up to give the Bike Safety Trivia Wheel a spin*

### Mode Share Survey Results



Source: Parent Surveys  
N = 34

### Enrollment and Demographics

Enrollment	699	% of free & reduced lunches	67%
Grades	K-5	% of students within ½ mile	67%

## World Academy

### Oakland Unified

Joined: Fall 2008

## Activities for 2013-2014:

International Walk and Roll to School Day

Walking School Bus

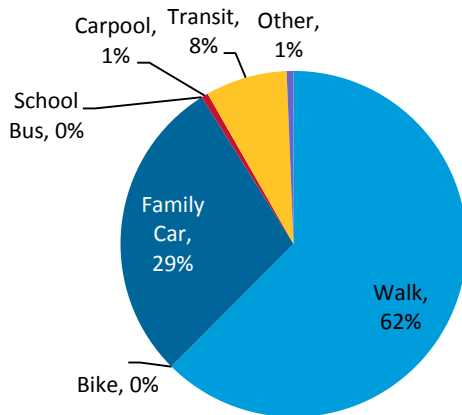
Monthly Walk and Roll Days

Bike Blender Activity at Cinco de Mayo Festival

World (K-3) and Achieve (4-5) Academies are two schools that share the same campus. Although last year these schools increased their participation the Alameda County Safe Routes to Schools program from previous years, this year their involvement decreased. Since 2011-2012, Allison Delgado, director of the East Bay Agency for Children located in the campus, has been the program Champion at the site. This year, World and Achieve held monthly Walk and Roll to School Days, participated in International Walk and Roll to School Day, and had four occasional Walking School Buses operating at their site. A bike blender activity was held at their 5 de Mayo Festival.

Part of the reason why the program implementation was less this year is because our school Champion increased her involvement with other projects in the school district. An objective will be to recruit a new champion(s). It is my understanding that the two schools will merge into one school next year which would make program implementation easier. We have already received an application for next year from Achieve Academy's Principal.

## Mode Share Survey Results



Source: Student Hand Tallies  
N = 79

## Enrollment and Demographics

Enrollment	450	% of free & reduced lunches	98%
Grades	K-5	% of students within ½ mile	48%

## Cleveland Elementary

Oakland Unified

Joined: Fall 2013

## Activities for 2013-2014:

International Walk and Roll to School Day

Bike to School Day

Golden Sneaker Contest

This was Cleveland Elementary's first year in the Alameda County Safe Routes to Schools program. Peter Van Tassel became the school's new Principal this year. Mr. Van Tassel, very familiar with Safe Routes as the former Vice Principal at Westlake Middle and as an avid bike commuter, decided to bring the program to Cleveland this year. With his support, and the assistance of parent Champion, John Seibold, the school implemented International Walk and Roll to School Day, Golden Sneaker Contest, and Bike to School Day. Champion John Seibold attended our first Oakland Task Force meeting and has been very responsive.

The focus for next year will be to consolidate the program by implementing more activities, and explore the possibility to establish a Walking School Bus.



*International Walk and Roll to School Day tally poster*

## Mode Share Survey Results

*Mode share data not available*

## Enrollment and Demographics

Enrollment	359	% of free & reduced lunches	60%
Grades	K-5	% of students within ½ mile	31%



## Community School for Creative Education

Oakland Unified

Joined: Fall 2013

### Activities for 2013-2014:

Bike to School Day  
Golden Sneaker Contest  
Monthly Walk and Roll to School Days

Community School for Creative Education completed its first year in the Alameda County Safe Routes to Schools program. The school came on board soon after the start of the school year and it therefore missed International Walk and Roll to School Day, but it participated in the two following major events: Golden Sneaker Contest, and Bike to School Day. The school also held monthly Walk and Roll Days.

The most important objective for next year, if the school re-applies, will be to recruit a champion. This year all program activities were organized with the lead of the school Principal, Becky Westbrook.

Because Community School for Creative Education is a charter school with a Waldorf education system, it attracts students from outside of the neighborhood and from neighboring cities. Not being a neighborhood school makes it a bit more difficult to implement some components of our program. Nonetheless, this is a school that can greatly benefit from continuing in the program given its location. The school is located in the corner of International Boulevard and 21<sup>st</sup> Ave, a very busy intersection.

### Mode Share Survey Results

*Mode share data not available*

### Enrollment and Demographics

Enrollment	79	% of free & reduced lunches	73%
Grades	K-8	% of students within ½ mile	--%

## Community United Elementary (CUES)

Oakland Unified

Joined: Fall 2011

### Activities for 2013-2014:

International Walk and Roll to School Day  
Golden Sneaker Contest  
Monthly Walk and Roll Days  
Bike Blender  
BikeMobile Visit  
Educator Guide Presentation

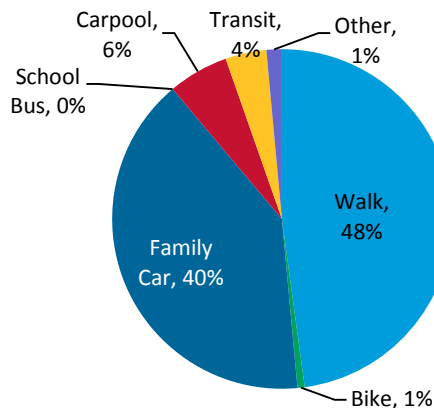
'Community United Elementary School continued its solid participating in the Alameda County Safe Routes to Schools program this year, having participated in the three major events: International Walk and Roll to School Day, Golden Sneaker contest, and Bike to School Day. Additional activities included a BikeMobile visit and a Bike Blender activity during the school's Wellness Fair on May 3. The school also held a monthly Walk and Roll to School Day the last Friday of each month.

Carole Taylor, the school's Community Liaison and OUSD Wellness Champion has been the School Champion since 2011, and has done a very good job in implementing the program. Principal Monica Moreno is also very supportive of the program, and therefore we can expect the program to remain solid at this site. One objective for next year will be to explore the possibility of implementing a Walking School Bus from Lion's Creek apartment complex where we have already WSB's running to/from Future Elementary in the same campus.



*Photos of all the fun students had on Walk and Roll to School Day 2013*

### Mode Share Survey Results



Source: Parent Surveys  
N = 103

### Enrollment and Demographics

Enrollment	369	% of free & reduced lunches	92%
Grades	K-5	% of students within ½ mile	63%

## Edna Brewer Middle School

Oakland Unified

Joined: Fall 2013

### Activities for 2013-2014:

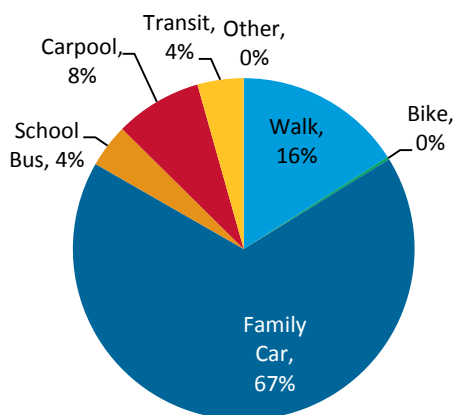
International Walk and Roll to School Day  
Golden Sneaker Contest  
Bike to School Day  
Educator Guide Presentation  
PTA Presentation  
Walk Audit

We were thrilled to welcome Edna Brewer Middle School for their first year in the program, with a strong effort led by teacher champion Kiernan Rok and assisted by parent champion Jane Gajano-Blythe. Community members organized a large meeting early in the year to voice strong concerns about traffic safety along the Park Boulevard corridor, with representatives from the city's transportation services and police departments in attendance. Parents organized their own crossing guard program and the schools strongly supported safe routes activities including International Walk and Roll to School Day, the Golden sneaker contest, and Bike to School Day. The city has applied for funds to improve traffic safety along Park Boulevard, and we are looking forward to another strong year of walking and biking at Edna Brewer!



*Edna Brewer Middle School  
Walk to School Day October  
2013*

### Mode Share Survey Results



Source: Parent Surveys  
N = 39

### Enrollment and Demographics

Enrollment	810	% of free & reduced lunches	70%
Grades	K-5	% of students within ½ mile	15%

## Emerson Elementary

Oakland Unified

Joined: Fall 2013

### Activities for 2013-2014:

Golden Sneaker Contest

---

Emerson Elementary joined the program in February, after another school in Oakland was not able to continue. With a short amount of time available parents and the principal quickly organized, and the entire school participated in the Golden sneaker contest with “Goldie the Golden Sneaker Fairy” presenting in every classroom. Later in the year the school became heavily engaged in unexpected site planning issues, and were not able to participate in Bike to School Day, but we look forward to more events in the 2014-2015 school year.

### Mode Share Survey Results

---

*Mode share data not available*

### Enrollment and Demographics

Enrollment	293	% of free & reduced lunches	82%
Grades	K-5	% of students within ½ mile	--%

## Futures Academy Oakland

Oakland Unified

Joined: Fall 2013

### Activities for 2013-2014:

Golden Sneaker Contest  
Walking School Bus

This was Futures Elementary first year in the Alameda County Safe Routes to Schools program. Futures shares the same campus with Community United, a school that has been very active in our program. Principal Brian Purcell served as the school Champion and with his assistance the school participated in the Golden Sneaker Contest, and Bike to School Day. In addition to this, there were 4 Walking School Buses that were established at the site this year, two of which consisted of very large groups (20+ students) walking to/from Lions Creek Crossing apartment complex.

Although the school had a good level of participation for a first year school, the school Principal informed us at the end of the school year that they do not plan to continue in the program next year given the lack of staff capacity and low parent involvement.

### Mode Share Survey Results

*Mode share data not available*

### Enrollment and Demographics

Enrollment	329	% of free & reduced lunches	92%
Grades	K-5	% of students within ½ mile	--%

## Hoover Elementary

Oakland Unified

Joined: Fall 2011

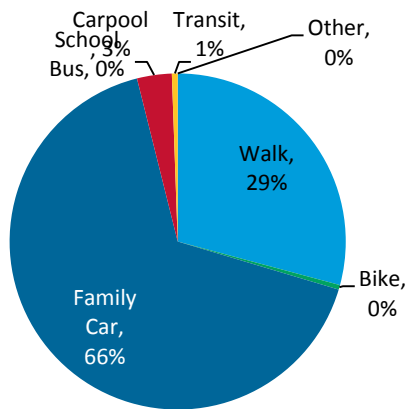
### Activities for 2013-2014:

International Walk and Roll to School Day  
Golden Sneaker Contest  
Monthly Walk and Roll Days  
Safe Routes Puppet Show  
BikeMobile Visit

Hoover Elementary School decreased its level of participation in the Alameda County Safe Routes to Schools program this year, having implemented only International Walk and Roll to School Day, and the Golden Sneaker Contest. The reason for this was a change of Champion at the beginning of the school year. Our former Champion Diana Bolanos changed her position in the school, and Keenan McMiller, the school's PE teacher and OUSD Wellness Champion, substituted her as our new champion. Unfortunately Keenan was not committed in the program in the same way Diana was, and did not follow through with the initially agreed upon program commitments. If the school re-applies to the program for next year, it is crucial that a new Champion is recruited.



### Mode Share Survey Results



Source: Parent Surveys

N= 89

### Enrollment and Demographics

Enrollment	326	% of free & reduced lunches	87%
Grades	K-5	% of students within ½ mile	65%



## International Community (ICS)

Oakland Unified

Joined: Fall 2009

### Activities for 2013-2014:

International Walk and Roll to School Day

Golden Sneaker Contest

Bike to School Day

Monthly Walking School Bus

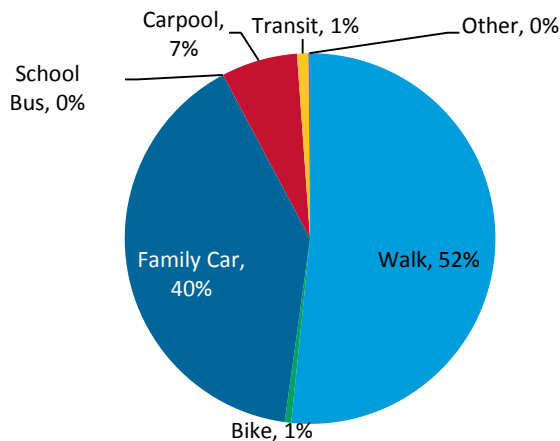
Bike Rodeo / Skills Drills Bike Safety Course

Although we lost our stellar teacher champion, Cristina Rojas last year, her replacement teacher Champion Tim Douglas did an outstanding job this year and the school continues to be one of the best performing SR2S schools in Oakland. This year, the school participated in the Alameda County Safe Routes to Schools three mayor events: International Walk and Roll to School Day, Golden Sneaker Contest, and Bike to School Day. Additionally, the school held monthly Walk and Roll to School Days, and hosted a Skills Drills course. The school had also applied for a school assembly, and was one of the recipients of bike helmets and bike lights this year purchased with STAY funds.

A highlight from this year was the Bike Rodeo held in May. According to Mr. Douglas, several teachers expressed to him that the Bike Rodeo course was “one the most satisfying days of their careers because they were able to see how students learned how to ride a bike in a matter of a few hours”.

Teacher Champion Tim Douglas also served as OUSD Wellness Champion this year which facilitated him to devote time to the SR2S program. He plans to continue being the school Champion next year. Principal Monica Guzman continues to be supportive of the program.

### Mode Share Survey Results



Source: Parent Surveys  
N = 74

### Enrollment and Demographics

Enrollment	304	% of free & reduced lunches	95%
Grades	K-5	% of students within ½ mile	55%

## Fred T. Korematsu Discovery Academy

Oakland Unified

Joined: Fall 2013

### Activities for 2013-2014:

International Walk and Roll to School Day  
Bike to School Day  
Golden Sneaker Contest

With the assistance of teacher Champion Kelley Jacobs, Korematsu had a solid first year in the Alameda County Safe Routes to Schools program. In its first year, the school participated in the three major events: International Walk and Roll to School Day, Golden Sneaker Contest, and International Bike to School Day. An Educator Guide presentation was made to Mr. Jacobs and a total of 6 Educator Guides were provided to be distributed to each grade level. The school also applied for bike racks, and had submitted an application for an assembly.

On February 27, I attended a Korematsu and Esperanza joint parent meeting to explore solutions to their chaotic drop-off/pick up zone. The meeting was organized by the Bay Area Parent Leadership Action Network. I gave a presentation overviewing the Safe Routes to Schools with an emphasis on the Walking School Bus program, and shared the outcomes from the Walk Audit that was done at the site some years ago. Korematsu also provided a letter of support to for the East Bay Greenway Planning Active Transportation Program Grant application.

Part of the reason why the program has been implemented successfully in its first year at Korematsu is because teacher Champion Kelly Jacobs also serves as OUSD Wellness Champion and leads the SR2S focus area at the site. Mr. Jacobs plans to continue being the school Champion next year.

### Mode Share Survey Results

*Mode share data not available*

### Enrollment and Demographics

Enrollment	352	% of free & reduced lunches	78%
Grades	K-5	% of students within ½ mile	--%

## Laurel Elementary

Oakland Unified

Joined: Fall 2011

### Activities for 2013-2014:

International Walk and Roll to School Day  
Golden Sneaker Contest  
Bike to School Day  
Walking School Bus  
Monthly Park and Walk Events  
Bike Rodeo / Skills Drills Bike Safety Course

With three strong champions at Laurel Elementary school this year, including teacher champion and wellness leader Delcina Wadia, we had a second very successful year at Laurel Elementary. Highlights included a bike rodeo at the spring carnival, continuation of the walking school bus program, and the initiation of a new monthly Park and Walk event held on the last Friday of each month. The Park and Walk events allow families living too far to walk all the way to school to join a walking parade to Laurel.

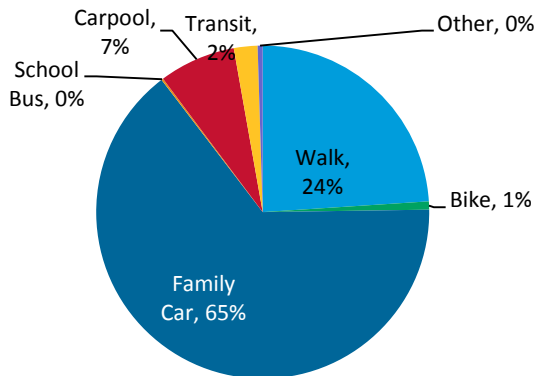


*Children and adults participate in the monthly Park and Walk event*



*Laurel Elementary parent champion Joanna Katz and her sons get ready for the monthly park and walk event*

## Mode Share Survey Results



Source: Parent Surveys  
N = 224

## Enrollment and Demographics

Enrollment	518	% of free & reduced lunches	80%
Grades	K-5	% of students within ½ mile	43%

## Manzanita Community

Oakland Unified

Joined: Fall 2009

### Activities for 2013-2014:

International Walk and Roll to School Day  
Bike Rodeo / Skills Drills Bike Safety Course  
Bike to School Day  
BikeMobile Visit  
Educator Guide Presentation

With the departure of former school Champion Lesbhia Morones last year, we recruited the school's PE teacher, Max Langard, as the new school Champion this year. With his help, the Manzanita Community participated in International Walk and Roll to School Day, a BikeMobile visit, and the Bike Rodeo course and Bike Blender activity held on the school campus' health fair on April 5.

Manzanita Community's participation in the program continued to be less than that of Manzanita SEED's this year, in part because Principal Eyana Spencer decided to not participate in some of our major events because of their lack of "capacity" this year. Ms. Spencer/Manzanita Community provided a letter of support to for the East Bay Greenway Planning Active Transportation Program Grant application.

### Mode Share Survey Results

*Mode share data not available*

### Enrollment and Demographics

Enrollment	298	% of free & reduced lunches	86%
Grades	K-5	% of students within ½ mile	--%

## Manzanita SEED

Oakland Unified

Joined: Fall 2010

### Activities for 2013-2014:

International Walk and Roll to School Day  
Bike to School Day  
Golden Sneaker Contest  
Carpool to School Day  
Bike Blender  
Bike Rodeo / Skills Drills Bike Safety Course  
BikeMobile Visit

Although Manzanita SEED changed principal this year, the school continued its solid participation in the Alameda County Safe Routes to Schools program this year. The school participated in our three major events: International Walk and Roll to School Day, Golden Sneaker Contest, and Bike to School Day. The school also held three school-wide events thorough out the year that involved S2RS programming. In February the school held a “Zumbathon” festival where a BikeBlender activity was held. On April 5 the school had its annual health fair where a Bike Rodeo course was held along with a BikeMobile visit and a BikeBlender activity. The school also had a Bike Blender activity for their annual Dia del Nino Festival at the end of April. Manzanita SEED was also one of the recipients of bike helmets and bike lights this year purchased with STAY funds.

The program implementation has been made possible with the assistance of Champion Zoe Matthews, administrative assistant and OUSD Wellness Champion, and with the support of parent Sam Davis, who essentially continues to act as a second Champion at the site. Simone Delucchi, the schools’ afterschool program director and OUSD Wellness Champion also provides supports with the program implementation.

The school’s new Principal, Beatrice Martinez, fully supports our program, having worked with Safe Routes to School at her previous school in Palo Alto. Ms. Martinez/Manzanita SEED provided a letter of support to for the East Bay Greenway Planning Active Transportation Program Grant application.

### Mode Share Survey Results

*Mode share data not available*

### Enrollment and Demographics

Enrollment	231	% of free & reduced lunches	74%
Grades	K-5	% of students within ½ mile	36%

## New Highland Academy

Oakland Unified

Joined: Fall 2013

### Activities for 2013-2014:

International Walk and Roll to School Day  
Bike to School Day  
PTA Parent Presentation  
BikeMobile Visit

This was New Highland Academy's first year in the Alameda County Safe Routes to Schools program. New Highland Academy shares the same campus with RISE Academy. With the assistance of Champion Anna Bella Flores, Director of the Lincoln Child Center program located on campus, the school participated in two of the major events: International Walk and Roll to School Day, and Bike to School Day. The school also had a BikeMobile visit and applied for new bike racks. RISE was also one of the recipients of bike helmets and bike lights this year purchased with STAY funds.

The school Principal, Liz Ozol, has had a good response to the program and we expect to continue implementing and growing the program at this site next year.

### Mode Share Survey Results

*Mode share data not available*

### Enrollment and Demographics

Enrollment	325	% of free & reduced lunches	98%
Grades	K-5	% of students within ½ mile	--%



## Oakland Technical High

### Oakland Unified

Joined: Fall 2011

### Activities for 2013-2014:

International Walk and Roll to School Day  
Bike to School Day  
Golden Sneaker Contest

This year, we continued partnering with Oakland Technical High School, carrying out several successful events and projects. Our participation in Walk & Roll to School Day increased by 62% and Bike to School Day by an impressive 618% this year, primarily due to a partnership that we have been cultivating with the organization BuildOn. Students in BuildOn meet weekly to identify and sign up for volunteer opportunities. We were fortunate to partner with their leaders to promote both Walk & Roll and Bike to School Day, which led to much higher levels of participants this year, and more well organized events. BuildOn also helped organize a mini bike festival in preparation for Walk & Roll Day. Unfortunately, our end of year BikeMobile visit was canceled due to rain.

Based on our walk audit last year, AC Transit invited Safe Routes staff to participate in a planning process to determine an updated location for the 51 bus stop. We utilized the improvement plan - created with input from parents, administrators, city staff and planners - to identify the proper location for the bus stop, and to advocate for an electronic NextBus sign at the bus stop. It was extremely useful to have this information to share, based on our work directly with the school community.

Safe Routes continues to participate in Oakland Technical High School's Wellness Committee. Next year, we hope to find an additional teacher champion, and to continue partnering with BuildOn.



*BuildOn students Isaiah and Kaila welcome Oakland Tech students on International Walk & Roll to School Day*



*Students from BuildOn help host a mini bike festival in preparation for International Walk & Roll to School Day*

## Mode Share Survey Results

*Mode share data not available*

## Enrollment and Demographics

Enrollment	1,700	% of free & reduced lunches	54%
Grades	9-12	% of students within ½ mile	--%

## Peralta Elementary

Oakland Unified

Joined: Spring 2007

### Activities for 2013-2014:

International Walk and Roll to School Day

Bike to School Day

Monthly Walk and Roll Days

Walking School Buses

Peralta Elementary School has participated in the Safe Routes to Schools program for many years, and this year continued with a new leader, parent champion Amy Dobras. Many parents walk and bike to this school, which over recent years has drawn more and more neighborhood families. This was the first year, however, that Peralta attempted to participate in the Golden sneaker contest and it was a roaring success. Bike to School Day was also a big hit with 34 bikes and scooters, more than three times the usual number.



*Peralta Elementary School Walk to School Day, October 2013*

## Mode Share Survey Results

*Mode share data not available*

## Enrollment and Demographics

Enrollment	308	% of free & reduced lunches	33%
Grades	K-5	% of students within ½ mile	--%

## Reach Academy

Oakland Unified

Joined: Fall 2011

### Activities for 2013-2014:

International Walk and Roll to School Day  
 Carpool to School Day  
 Golden Sneaker Contest  
 Bike to School Day  
 Weekly Walking School Bus  
 Monthly Walk and Roll Days  
 Safe Routes Puppet Show  
 Bike Rodeo / Skills Drills Bike Safety Course  
 BikeMobile Visit

Reach Academy had a high level of involvement in the program this year. The school participated in the program's four major events (International Walk and Roll to School Day, Carpool to School Day, the Golden Sneaker Contest, and Bike to School Day). Additionally, the school held monthly Walk & Roll to School Days, hosted a Skills Drills course, a Puppet Show assembly, Walk Audit, organized two Walking School Buses, and had several BikeMobile visits.

Highlight: A Site Assessment was held on October 15, 2012 to identify pedestrian safety issues around the school and address the school's chaotic drop-off zone. The improvement plan recommended the expansion of the drop-off zone, a blue handicap parking zone, and the need to establish a student valet parking program to help expedite loading/unloading students. After several meetings the Police helped the school launch a Traffic Safety Patrol in January 2013. Since then, Reach Academy has had two traffic squads operating every day to help students cross to the school in the mornings at two major intersections and to help with the drop-off zone loading/unloading.

### Mode Share Survey Results

*Mode share data not available*

### Enrollment and Demographics

Enrollment	313	% of free & reduced lunches	92%
Grades	K-5	% of students within ½ mile	--%

## Redwood Heights Elementary

Oakland Unified

Joined: Fall 2011

### Activities for 2013-2014:

International Walk and Roll to School

Golden Sneaker Contest

Bike to School Day

Daily Walking School Bus

After taking a break from the safe routes program, Redwood Heights was back this year with a new teacher champion who also participates in the wellness program, garden teacher Emily Fuentes. Although Emily is very busy, currently teaching a garden curriculum at two Oakland schools, she made time and put her own stamp on fun activities at Redwood Heights. The Golden sneaker contest was a big hit at the school and students loved to welcome "Goldie the Golden Sneaker Fairy," who kicked things off at a school-wide assembly. Parent volunteer Elsie Lee was a huge help also, especially with the walking school bus program.



*Volunteers set-up tents outside Redwood Heights Elementary School for IW2SD.*

### Mode Share Survey Results

*Mode share data not available*

### Enrollment and Demographics

Enrollment	347	% of free & reduced lunches	25%
Grades	K-5	% of students within ½ mile	--%

## RISE Community School

Oakland Unified

Joined: Fall 2013

### Activities for 2013-2014:

International Walk and Roll to School  
Bike to School Day

This was RISE Academy's first year in the Alameda County Safe Routes to Schools program. RISE Academy shares the same campus with New Highland Academy. With the assistance of Champion Anna Bella Flores, Director of the Lincoln Child Center program located on campus, the school participated in two of the major events: International Walk and Roll to School Day, and Bike to School Day. The school also had a BikeMobile visit and applied for new bike racks. RISE was also one of the recipients of bike helmets and bike lights this year purchased with STAY funds. The school Principal, Liz Ozol, has had a good response to the program and we expect to continue implementing and growing the program at this site next year.

### Mode Share Survey Results

*Mode share data not available*

### Enrollment and Demographics

Enrollment	343	% of free & reduced lunches	99%
Grades	K-5	% of students within ½ mile	--%

## Sequoia Elementary

Oakland Unified

Joined: Fall 2010

### Activities for 2013-2014:

International Walk and Roll to School Day  
Golden Sneaker Contest  
Bike to School Day  
Bike Festival  
Daily Walking School Bus

Safe Routes champion Elyse Chadwick led another banner year at Sequoia Elementary, a school that has truly embraced active transportation. Principal Katia Hazen emphasized traffic safety this year, and every parent was asked to sign a traffic safety agreement with information about walking and bicycling to school as well as abiding by safe drop off practices and procedures. In any small but important victory, parents and the principal requested a new, ladder-striped Crosswalk installation at Lincoln Boulevard and scenic Avenue, and this has now been completed. We are looking forward to an even bigger and better year at Sequoia and 2014-15, with our new champion Jennifer Joey Smith.



*Principal Katia Hazen with the Super Weevil at Bike to School Day*

### Mode Share Survey Results

*Mode share data not available*

### Enrollment and Demographics

Enrollment	380	% of free & reduced lunches	49%
Grades	K-5	% of students within ½ mile	--%



## Think College Now Elementary School

Oakland Unified

Joined: Fall 2013

### Activities for 2013-2014:

Golden Sneaker Contest  
Bike to School Day

This was Think College Now's first year in the Alameda County Safe Routes to Schools program. Think College Now shares the same campus with International Community School, a school that has been very active in our program. With the assistance of Champion, Raul Alcantar, the school's after school program director, Think College Now participated in two of our major events: the Golden Sneaker Contest, and Bike to School Day. The school also had a Bike Rodeo serving 180 participants on June 4. Think College Now also provided a letter of support to for the East Bay Greenway Planning Active Transportation Program Grant application as its campus is located in front of the planned greenway.

### Mode Share Survey Results

*Mode share data not available.*

### Enrollment and Demographics

Enrollment	298	% of free & reduced lunches	89%
Grades	K-5	% of students within ½ mile	--%

## Westlake Middle

Oakland Unified

Joined: Spring 2011

### Activities for 2013-2014:

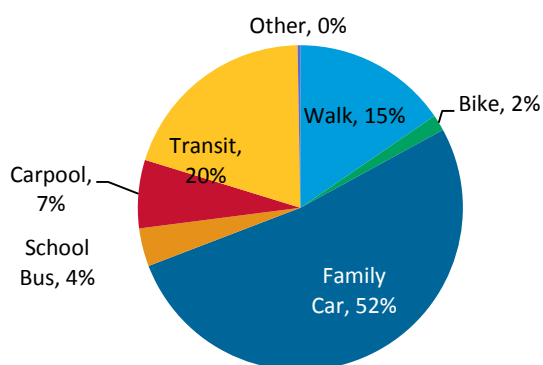
Golden Sneaker Contest  
Bike to School Day  
Middle School Bike PE Course  
Drive Your Bike  
Monthly Walk and Roll Days

Westlake Middle continued its solid participation in the Alameda County Safe Routes to School program this year. With the assistance of new teacher Champion Kelley Haskins, the school implemented the Drive Your Bike PE program for the 3<sup>rd</sup> year, held monthly Walk and Roll to School Day, and participated in the three major events of the year: International Walk and Roll to School Day, the Golden Sneaker Contest, and Bike to School Day. Westlake was also one of the recipients of bike helmets and bike lights this year purchased with STAY funds.



*Drive Your Bike program takes PE students onto the road.*

## Mode Share Survey Results



Source: Parent Surveys  
N = 146

## Enrollment and Demographics

Enrollment	642	% of free & reduced lunches	91%
Grades	6-8	% of students within ½ mile	31%

## Beach Elementary

### Piedmont Unified

Joined: Fall 2013

## Activities for 2013-2014:

International Walk and Roll to School Day

---

There was strong interest from Piedmont schools to be part of the program this year. We had a meeting with Beach as well as attended the district-wide Green Team meeting. Piedmont has a history of doing Walk & Roll to School Days, and other green initiatives. They did International Walk & Roll to School Day, but the interim champion due to health issues did not have capacity to take on the champion role on her own. The biggest barrier in delivering more of our programming was the lack of a solid champion to work with. We hope which ever Piedmont school enters the program next year will have more capacity to bring events and activities to the school.

## Mode Share Survey Results

---

*Mode share data not available.*

## Enrollment and Demographics

---

Enrollment	328	% of free & reduced lunches	0%
Grades	K-5	% of students within ½ mile	--%

## Foothill High

### Pleasanton Unified

Joined: Fall 2011

## Activities for 2013-2014:

International Walk and Roll to School Day  
Bike to School Day  
Golden Sneaker Contest  
Carpool Encouragement Events

We had a very busy year at Foothill High School, with four successful events, and work on several ongoing infrastructure projects. This year, we aligned Walk & Roll to School Day with homecoming, creating a competition between classes - a great motivator for students which led to a 13% increase in participation.

This was our second year holding a carpool event at Foothill High School, and numbers increased by 64%. We piloted the event Cocoa for Carpools, where students received hot cocoa for carpooling with their peers or families to school. The City of Pleasanton sponsored cocoa through Child Nutrition Services, and it was set up for us in a very easy and effective way before we arrived to host the event. Members of the Safe Routes Club handed out tickets to students who carpooled, and other students proved participation by posting a picture of their carpool (NOT while driving) and using the hashtag #cocoaforcarpools. This was our first attempt at utilizing this social media tool to increase event participation and excitement, and it worked. Students posted cool pictures, we had high attendance, and everyone had a great time. Our strategy for publicizing this event was to create a short video ([bit.ly/fhscocoaforcarpools](http://bit.ly/fhscocoaforcarpools)) and fun flyer. We also hosted a photo booth that made students look like they were in a car together. Our Parent Champion provided silly costumes and a steering wheel for use in pictures.

This year at Foothill High School, we increased participation in all events, including the Golden Sneaker Contest (up by 60%). Students created a video to train teachers that we will be updating and using countywide in next year's contest ([bit.ly/goldensneakertraining](http://bit.ly/goldensneakertraining)). Members of the Safe Routes Club decided to add complexity to the contest by holding a drawing for students who participated in the contest every day, and for the student with the highest number of miles traveled. Students won iTunes gift cards, purchased with funds from MTC's STAY program. This year, the Freshman Global Studies class won the Golden Sneaker contest with 100% participation, and their teacher commented that the contest fit perfectly into their studies of human environmental impact.

Our final event this year, Bike to School Day, was our most successful with a 75% increase in participation. Throughout the year, we partnered with student



*A fun flyer created by students in the Safe Routes Club*



*Photo booth at the Cocoa for Carpools event*



*This year's Golden Sneaker Contest winning class, Freshman Global Studies, had 100% participation*

Leadership to enhance publicity. We were able to hone in on our collaboration strategy, and utilize it on Bike to School Day, by providing a script for Leadership Liaisons to make announcements in classes. We also held a drawing for additional iTunes gift cards on Bike to School Day, as a motivator for students to participate. The City of Pleasanton donated bananas, and created a large banner which we have used for the past three years. We hosted an official energizer station, welcoming commuters and student riders. We also had a visit from Pleasanton's Mayor Jerry Thorne, and Councilwoman Kathy Narum.

In addition to hosting great events, students at Foothill High School focused on several infrastructure projects to increase the safety of the campus. In partnership with Alta Planning & Design and Pleasanton Unified School District Facilities Department, we designed and plan to apply for funds from BAAQMD to implement additional bike racks on campus. Students participated in a design workshop with Alta Planning, to create designs and a budget for the project. The racks are the first step to improving the rear entrance to campus for pedestrian and cyclists. Students are working on a video outlining the issue, which will be utilized in fundraising efforts next year.

In addition to hosting great events, students at Foothill High School focused on several infrastructure projects to increase the safety of the campus. In partnership with Alta Planning & Design and Pleasanton Unified School District Facilities Department, we designed and plan to apply for funds from BAAQMD to implement additional bike racks on campus. Students participated in a design workshop with Alta Planning, to create designs and a budget for the project. The racks are the first step to improving the rear entrance to campus for pedestrian and cyclists. Students are working on a video outlining the issue, which will be utilized in fundraising efforts next year.

We continued hosting the carpool parking lot this year, with some challenges regarding administration and publicity. While students are utilizing the spaces, it will be important to find an on campus administrator for the parking lot next year.



*Foothill students at this year's Bike to School Day energizer station were visited by Pleasanton Mayor Thorne and Councilwoman Narum*



*Safe Routes club members are working on designs for additional bike racks on Foothill campus*

## Mode Share Survey Results

*Mode share data not available*

## Enrollment and Demographics

Enrollment	2,347	% of free & reduced lunches	4%
Grades	9-12	% of students within ½ mile	--%



## Harvest Park Middle School

Pleasanton Unified

Joined: Fall 2013

### Activities for 2013-2014:

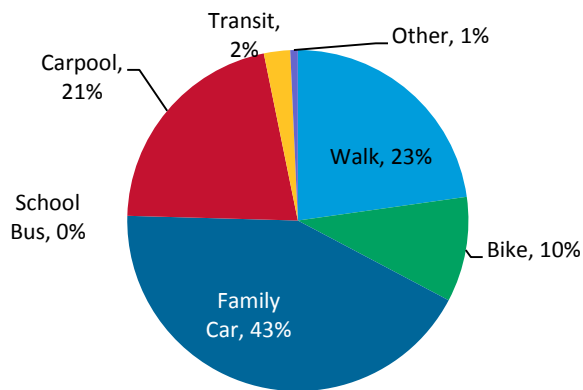
International Walk and Roll to School Day  
Bike to School Day  
Golden Sneaker Contest  
Walking School Bus

Harvest Park Middle School in Pleasanton, is a neighborhood school with a little more than 1200 students. Champion and Vice Principal Ryan Templeman did a great job introducing the Safe Routes to Schools program to the community, and coordinating activities and events. They were off to a great start by celebrating International Walk & Roll to School Day. In the spring, Leadership teacher Laura Castro and her students helped Vice Principal Templeman coordinate the Golden Sneaker Contest. In May, the almost tripled their daily ridership when about 130 students participated in Bike to School Day, and enjoyed goodie bags donated by the City of Pleasanton.



*Harvest Park packs the racks on Bike to School Day*

### Mode Share Survey Results



Source: Parent Surveys

N = 28

### Enrollment and Demographics

Enrollment	1,163	% of free & reduced lunches	4%
Grades	6-8	% of students within ½ mile	21%



## Mohr Elementary

Pleasanton Unified

Joined: Fall 2012

## Activities for 2013-2014:

International Walk and Roll to School Day

Golden Sneaker Contest

Bike to School Day

Monthly Walk and Roll Days

Mohr Elementary School had a stellar 2nd year in the Safe Routes to Schools program! Led by parents and Champions, Beth Gallagher and Jacky Gardner, they continued to hold Monthly Walk & Roll to School Days on the 3rd Wednesday of every month. Before school, students arrive early to mark how they travelled to school on the mode, and enjoy a special treat. This year they also participating the Golden Sneaker Contest and Bike to School Day. A neighborhood school located in Pleasanton close to the border of Livermore, a lot of families regularly walk to and from school.

This year, they saw an increase in students rolling to school, averaging 30-40 daily. The hope is that the program will continue to grow, and so will the increases in numbers.



*The winning class celebrates their Golden Sneaker trophy win.*

## Mode Share Survey Results

*Mode share data not available*

## Enrollment and Demographics

Enrollment	684	% of free & reduced lunches	4%
Grades	K-5	% of students within ½ mile	--%

## Pleasanton Middle

### Pleasanton Unified

Joined: Fall 2013

### Activities for 2013-2014:

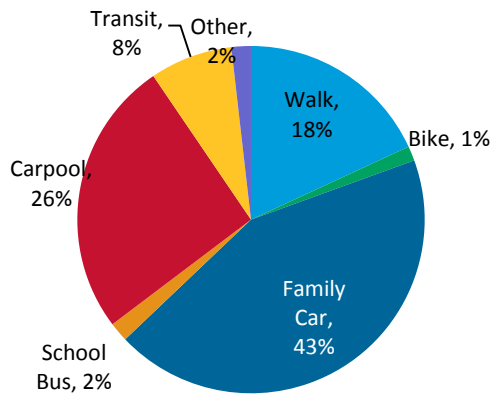
International Walk and Roll to School Day  
Golden Sneaker Contest  
Bike to School Day

Pleasanton Middle School had a great first year in the program. With more than 1200 students, located in central Pleasanton, they started off the school year with International Walk & Roll to School Day. Champion and Vice Principal Ryan Templeman recruited Leadership Teacher Christine De Vries and her students to help coordinate the Golden Sneaker Contest. Strongly supported by the City of Pleasanton, they also celebrated Bike to School Day. In the spring, Mr. Templeman and Ms. DeVries teamed up with City engineers and Safe Routes coordinators for a site assessment in order to address some safety concerns they were having about the area surrounding the school. Next year, they are hoping to integrate more Safe Routes activities and events that focus on student engagement.



*Pleasanton Middle fills their bike racks on Bike to School Day*

### Mode Share Survey Results



Source: Parent Surveys  
N = 22

### Enrollment and Demographics

Enrollment	1,193	% of free & reduced lunches	9%
Grades	6-8	% of students within ½ mile	14%

## Garfield Elementary

San Leandro Unified

Joined: Fall 2011

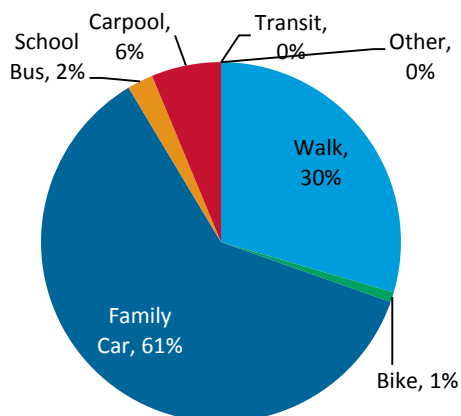
### Activities for 2013-2014:

International Walk and Roll to School Day  
Golden Sneaker Contest  
Bike to School Day  
Monthly Walk and Roll Days

Garfield Elementary participated in the program for a third time this year. The Safe Routes to Schools program continues to be sustained and encourages more and more students to walk every year. Garfield received great support from School Champion Aubrey Gibbs and Principal Linda Hornada. Garfield is one of two schools in San Leandro that has a Monthly Walk &

Roll event encouraging students and parents to walk the first Wednesday of each month. Ms. Gibbs estimates an average of 80-90 students participate during the Monthly Walk & Roll. Ms. Gibbs makes an effort to gather resources to provide incentives to the students each month. Garfield also participated in two of the big three events this year, including International Walk and Roll to School Day and Bike to School Day. Next year the school will prioritize a BikeMobile visit to encourage more students to bike to school. In the following school year a second Parent Champion could help continue growing the program.

### Mode Share Survey Results



Source: Parent Surveys  
N = 57

### Enrollment and Demographics

Enrollment	377	% of free & reduced lunches	66%
Grades	K-5	% of students within ½ mile	63%

## McKinley Elementary

San Leandro Unified

Joined: Fall 2011

### Activities for 2013-2014:

International Walk and Roll to School Day  
Golden Sneaker Contest  
Safe Routes Puppet Show  
Bike Rodeo / Skills Drills Bike Safety Course

McKinley Elementary is in its third year of the Safe Routes to Schools Program although the school entered the program after the first SR2S event International Walk and Roll to School Day it had a great year. With the support of Principal Zachary Khan and Parent Advocate Jennifer Amate McKinley participated in two of our big three events. McKinley participated in the Golden Sneaker Contest, with the winning classroom being a winner for the second time this year. The Principal has expressed great interest in the program as a way of encouraging more safety around the campus and participating in more of the program components next year.

### Mode Share Survey Results

*Mode share data not available.*

### Enrollment and Demographics

Enrollment	464	% of free & reduced lunches	73%
Grades	K-5	% of students within ½ mile	73%

## Roosevelt Elementary

San Leandro Unified

Joined: Fall 2011

### Activities for 2013-2014:

International Walk and Roll to School Day

Golden Sneaker Contest

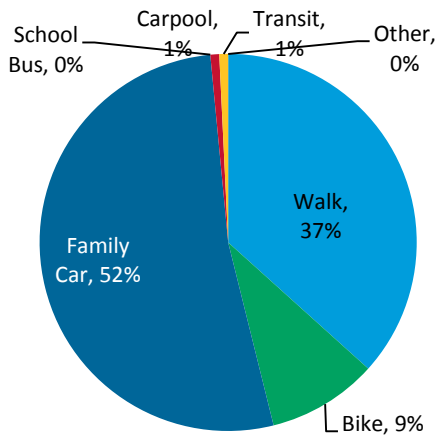
Bike to School Day

Roosevelt is in its second year of participating in the Safe Routes to Schools Program. With great support from Principal Victoria Forrester and the Interim Principal along with the two Safe Routes to Schools Champions Nicole Hunter-Maes and Jennifer Chaves, Roosevelt has had a successful year. It participated in three of our big three events: International Walk and Roll, Golden Sneaker, and Bike to School Day. Roosevelt also had a great turn out for Bike to School Day with 80 students biking or rolling. Next year the support of both Champions will promote active transportation at the beginning of the year to gain ongoing support throughout the school year.



*Roosevelt Elementary Bike to School Day 2014*

### Mode Share Survey Results



Source: Parent Surveys  
N = 53

### Enrollment and Demographics

Enrollment	538	% of free & reduced lunches	32%
Grades	K-5	% of students within ½ mile	59%

## Washington Elementary

San Leandro Unified

Joined: Fall 2011

### Activities for 2013-2014:

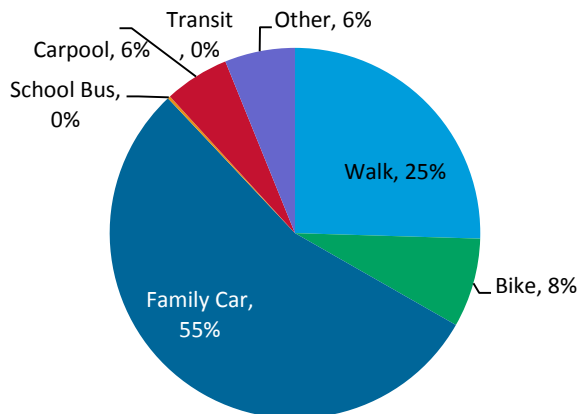
International Walk and Roll to School Day  
Golden Sneaker Contest  
Bike to School Day  
PTA Parent Presentations  
BikeMobile Visit

In its third year participating in the Alameda County Safe Routes to Schools program, Washington Elementary continues to be a leading example of having a successful ongoing Monthly Walk & Roll, engaging several students and parents on the first Wednesday of each month. Parent Champion Renae Hiebert did a great job with the program this year with early preparation and great communication. International Walk and Roll and the Golden Sneaker Contest were a great success this year. This will be Renae's last year in the program, for Bike to School Day she worked with a parent who will be taking on the Parent Champion Role to begin introducing her to the program. Site Coordinator Jessica Cruz will also be meeting with the new parent in the summer time to begin a strong new school year.



*Washington Elementary students cross using the help of a crossing guard*

### Mode Share Survey Results



Source: Parent Surveys  
N = 42

### Enrollment and Demographics

Enrollment	408	% of free & reduced lunches	74%
Grades	K-5	% of students within ½ mile	72%



## Bohannon Middle

### San Lorenzo Unified

Joined: Fall 2009

## Activities for 2013-2014:

Bike to School Day  
Middle School Bike PE Course  
BikeMobile Visit

Bohannon Middle School completed their 6<sup>th</sup> year in the SR2S program in 2014. Each year they have participated in the "Drive Your Bike" P.E. Program. They kicked off the school year with a visit from the BikeMobile, and then rolled into International Walk & Roll to School Week. PE teacher, and Champion Paul Lovern was an early program supporter and was essential to bringing SR2S programming to the San Lorenzo Unified School District.



*At Bohannon, students line up at the Bike Mobile to get their bicycles fixed*

## Mode Share Survey Results

*Mode share data not available*

## Enrollment and Demographics

Enrollment	961	% of free & reduced lunches	69%
Grades	6-8	% of students within ½ mile	--%

## Corvallis Middle

### San Lorenzo Unified

Joined: Fall 2012

### Activities for 2013-2014:

International Walk and Roll to School Day  
Golden Sneaker Contest  
Bike to School Day  
Educator Guide  
PTA Parent Presentation  
Bike Rodeo / Skills Drills Bike Safety Course  
BikeMobile Visit

Corvallis Elementary has demonstrated great participation and familiarity with the program this year. The 2012-2013 school year is the first that the school participated in the Safe Routes to Schools Program. Corvallis participated in all of our three big events: International Walk and Roll, Golden Sneaker, and Bike to School Day. Parent Champion Jennifer Roque hosted the SR2S trivia wheel and bike blender at the family fun night in the Fall and invited the Bike Mobile along with Kaiser Permanente Theater Group and had a great and successful event. Corvallis has already expressed interest in participating in the following year and hopes to grow the participation of each of the big three events.

### Mode Share Survey Results

*Mode share data not available.*

### Enrollment and Demographics

Enrollment	620	% of free & reduced lunches	62%
Grades	K-5	% of students within ½ mile	--%

## Dayton Elementary

San Lorenzo Unified

Joined: Fall 2011

### Activities for 2013-2014:

International Walk and Roll to School Day  
Golden Sneaker Contest  
Monthly Walk and Roll Days  
Educator Guide Presentation

Dayton Elementary had a successful 3rd year thanks to the commitment of Principal Neal Bloch. In her first year, Champion and parent, Tricia Underwood stepped in and did a great job continuing to hold Monthly Walk & Roll to School Days on the 1<sup>st</sup> Wednesday of every month. They hold their annual Walk-A-Thon to coincide with International Walk to School Day, and this year, students were surprised by a visit from Kaiser Permanente Educational Theatre's NutriBeast. In the spring, Dayton participated in the Golden Sneaker Contest for the 3<sup>rd</sup> year, where the winner was announced during their all-school morning assembly.



*The Kaiser Permanente Nutri-Beast hands out high fives during Dayton's Walk-a-Thon held in conjunction with International Walk to School Day*

### Mode Share Survey Results

*Mode share data not available*

### Enrollment and Demographics

Enrollment	494	% of free & reduced lunches	60%
Grades	K-5	% of students within ½ mile	61%

## Edendale Middle

### San Lorenzo Unified

Joined: Fall 2010

#### Activities for 2013-2014:

Middle School Bike PE Course

Walk Audit

Bike Rodeo / Skills Drills Bike Safety Course

Edendale Middle School completed their 5<sup>th</sup> year in the SR2S program in 2014, each year participating in the “Drive Your Bike” P.E. Program. PE teacher, Kathy Quintana did a great job in continuing as the SR2S Champion. One highlight from this year would be the site assessment, where parents and staff voiced their safety concerns to planners about the surrounding areas including the Ashland Ave corridor.

#### Mode Share Survey Results

*Mode share data not available*

#### Enrollment and Demographics

Enrollment	540	% of free & reduced lunches	83%
Grades	6-8	% of students within ½ mile	--%

## Grant Elementary

### San Lorenzo Unified

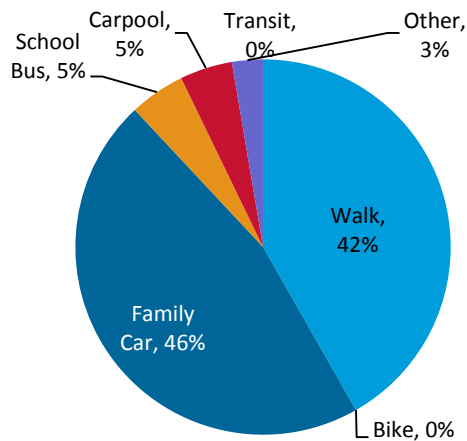
Joined: Fall 2010

### Activities for 2013-2014:

International Walk and Roll to School Day  
Golden Sneaker Contest  
Bike Rodeo / Skills Drills Bike Safety Course

Grant Elementary in San Lorenzo began SR2S programming in the fall of 2010. Located on Grant Ave, in the residential area between busy arteries, Hesperian Blvd and Washington Ave, it is just down street from Arroyo High School. From the beginning, Principal Vanessa Bramlett has always been very supportive of the program. In the fall, Grant celebrated their 4th International Walk to School Week, whilst in the spring they held their 1st Skillz Drills Bicycle Rodeo. The hope for next year is to continue incorporating more events and activities that promote safe walking a biking to school.

### Mode Share Survey Results



Source: Parent Surveys  
N = 38

### Enrollment and Demographics

Enrollment	398	% of free & reduced lunches	66%
Grades	K-5	% of students within ½ mile	58%

## Hillside Elementary

San Lorenzo Unified

Joined: Fall 2011

### Activities for 2013-2014:

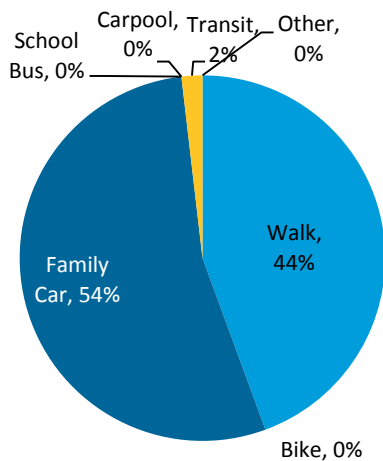
International Walk and Roll to School Day

Bike to School Day

BikeMobile Visit

Hillside Elementary located in Ashland (Unincorporated San Leandro) has about 500 students. With the Support from Principal Pam VandeKamp, Office Manager and Champion Cynthia Flemister did a great job of coordinating SR2S encouragement activities and events. Hillside kicked off the year with their 4th International Walk & Roll to School Week. In the spring they celebrated Bike to School Day, and also had a visit from the BikeMobile. Looking forward to next year, Cynthia hopes to recruit parents to help in expanding the program at Hillside.

### Mode Share Survey Results



Source: Parent Surveys

N = 76

### Enrollment and Demographics

Enrollment 463

Grades K-5

% of free & reduced lunches 91%

% of students within ½ mile 72%



## Lorenzo Manor School

San Lorenzo Unified

Joined: Fall 2013

### Activities for 2013-2014:

International Walk and Roll to School Day  
Bike to School Day  
Golden Sneaker Contest

---

In their first year of the program, Principal Greg Sahakian and Champion Sonia Sablan did a great job of introducing Safe Routes to Schools to Lorenzo Manor Elementary. Celebrating International Walk & Roll to school Week, students enjoyed goodie bags provided by the Alameda County Public Works Agency. They kept the momentum going in the spring by participating in the Golden Sneaker Contest and Bike to School Day! Located in unincorporated Alameda County, Lorenzo Manor is a neighborhood school with about 600 students where there are a lot of families who regularly walk to and from school.

### Mode Share Survey Results

---

*Mode share data not available*

### Enrollment and Demographics

---

Enrollment	657	% of free & reduced lunches	78%
Grades	K-5	% of students within ½ mile	--%

## San Lorenzo High

### San Lorenzo Unified

Joined: Fall 2011

### Activities for 2013-2014:

International Walk and Roll to School Day  
Golden Sneaker Contest  
Bike to School Day  
Drive Your Bike  
BikeMobile Visit

This year at San Lorenzo High School, there were two primary components of our program - our big three events, and a transportation improvement project. Our events were organized by new Champion and Math Teacher Adam Brown. In partnership with Safe Routes Fellows Leonardo and Bertha, we successfully organized Walk & Roll Day, the Golden Sneaker Contest, and Bike to School Day. We aligned Walk & Roll Day with the Principal's effort to build school spirit, by awarding "Rebel Love" points for students who participated. For both Walk & Roll and Bike to School Day, we held a mini bike festival, with the BikeMobile, bike blender, and trivia wheel. Students helped organize, publicize, and volunteered at the events. We received support and additional incentives from Alameda County Public Works, and attendance from the Sheriff's office.



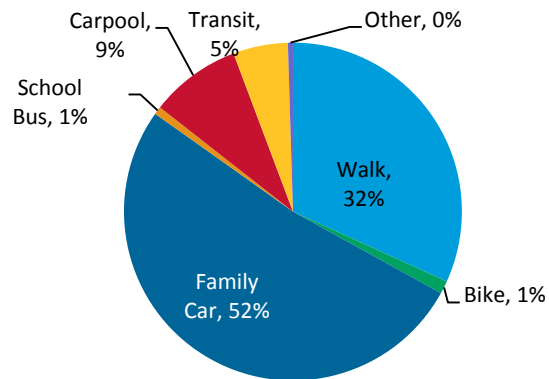
*San Lorenzo High School Senior Kelsey and Deputy Sheriff Stewart hand out by the trivia wheel on Walk and Roll Day.*



*Students work with AC Transit Planner John Uργο to improve San Lorenzo High School's bus schedule*

Another key component of this year's program was our third annual month-long transportation unit, as part of the school's Green Urban Design class. Students worked with Alameda County Public Works Planner Paul Keener to create a proposal for funding the Ashland Underpass design project they started last year. This was a great opportunity to continue the work of students in last year's program, who performed a walk audit of the area and presented their design proposal. Paul Keener is hoping to fund and carry out the project in the next two years. Students also focused on changing the AC Transit bus schedule for the primary bus lines that serve their school. They carried out a survey to identify what lines students take and key issues with service, then wrote a memo to communicate concerns to AC Transit. Students shared the memo through AC Transit's online complaint form, and met with AC Transit Transportation Planner John Uργο. After their meeting, Mr. Uργο carried out the students' request and changed the schedule. Changes will go into effect in August. A big win!

## Mode Share Survey Results



Source: Parent Survey  
N = 250

## Enrollment and Demographics

Enrollment	1,617	% of free & reduced lunches	76%
Grades	9-12	% of students within ½ mile	35%