

Redwood Heights Elementary

Oakland Unified School District



School Profile

Type: Elementary

Enrollment: 372 *

Charter School: No

Enrolled in Access Safe Routes Pilot: Not Enrolled

Site Assessment Completed: 2018-19

School Champions: 1 School Champion



Demographics

Title One School: No

61% of school population identifies as non-white or Hispanic

19% of students qualify for free/reduced-price meals

2018-2019 Activities

- Walking School Bus
- Rock the Block Assembly
- Alameda County BikeMobile Visit
- International Walk and Roll to School Day
- Golden Sneaker Contest

2017-2018 Activities

- Bike to School Day
- International Walk and Roll to School Day
- Golden Sneaker Contest

Top Barriers for Students Walking or Biking to School

- Speeding cars
- Takes too long to walk or bike to school
- Driving is more convenient



Sources

Enrollment: California Department of Education. Enrollment by School 2018-19.

School Champions: SR2S Site Coordinator School Evaluation.

Title One: Reflects program eligibility based on the federal threshold of 40% of students who qualify for the Free and Reduced Lunch Program.

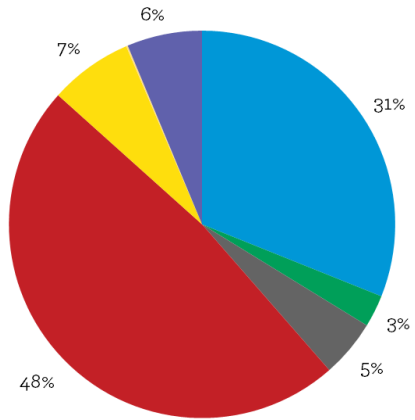
Non-white/Hispanic: California Department of Education. Enrollment by School 2018-19.

Free/Reduced-Price Meals: California Department of Education. Unduplicated Student Poverty-FRPM Data 2018-19.

Barriers: Parent Survey 2018-19.

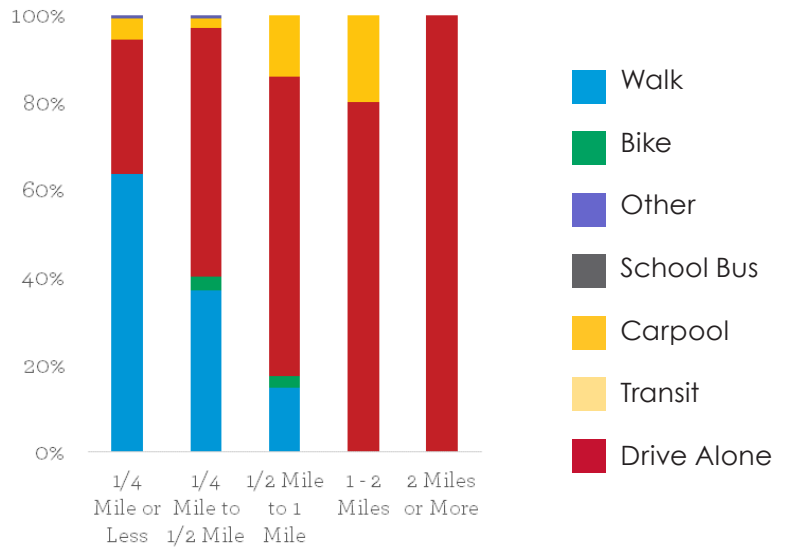


2018-2019 Mode Split



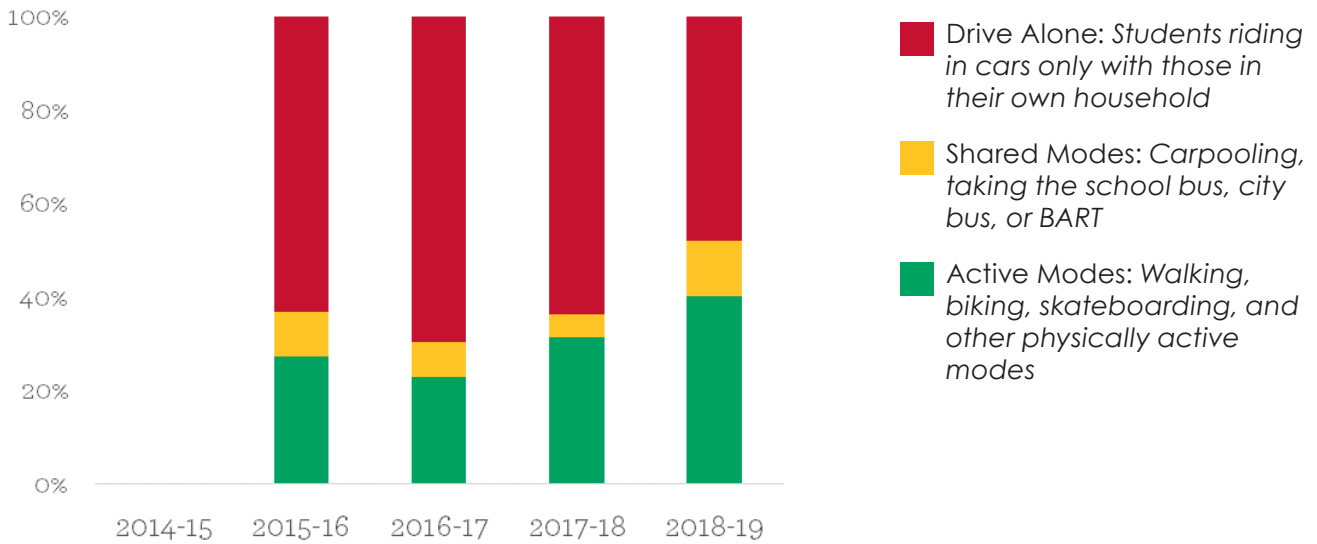
Source: 2018-19 Student Hand Tallies

Mode by Distance



Source: 2018-19 Parent Surveys

Historic Mode Split



Source: 2018-19 Student Hand Tallies

Changes in Travel Behavior

From 2013-14 to 2017-18

15% active transportation trips

-2% shared trips

-13% drive-alone trips

