

East Avenue Middle

Livermore Valley Joint Unified School District



School Profile

Type: Intermediate/Middle/Junior High

Enrollment: 649 *

Charter School: No

Enrolled in Access Safe Routes Pilot: Not Enrolled

Site Assessment Completed: 2012-13

School Champions: 1 School Champion



Demographics

Title One School: No

53% of school population identifies as non-white or Hispanic

30% of students qualify for free/reduced-price meals

2018-2019 Activities

- Drive Your Bike
- Transit Education

2017-2018 Activities

- Transit Education

Top Barriers for Students Walking or Biking to School

- Speeding cars
- Poor driving behavior on streets near school (distracted driving, speeding, not yielding at crosswalks)
- Concerns about criminal activity (stranger danger, gangs, violence, or dogs)

Sources

Enrollment: California Department of Education. Enrollment by School 2018-19.

School Champions: SR2S Site Coordinator School Evaluation.

Title One: Reflects program eligibility based on the federal threshold of 40% of students who qualify for the Free and Reduced Lunch Program.


Non-white/Hispanic: California Department of Education. Enrollment by School 2018-19.

Free/Reduced-Price Meals: California Department of Education. Unduplicated Student Poverty-FRPM Data 2018-19.

Barriers: Parent Survey 2018-19.

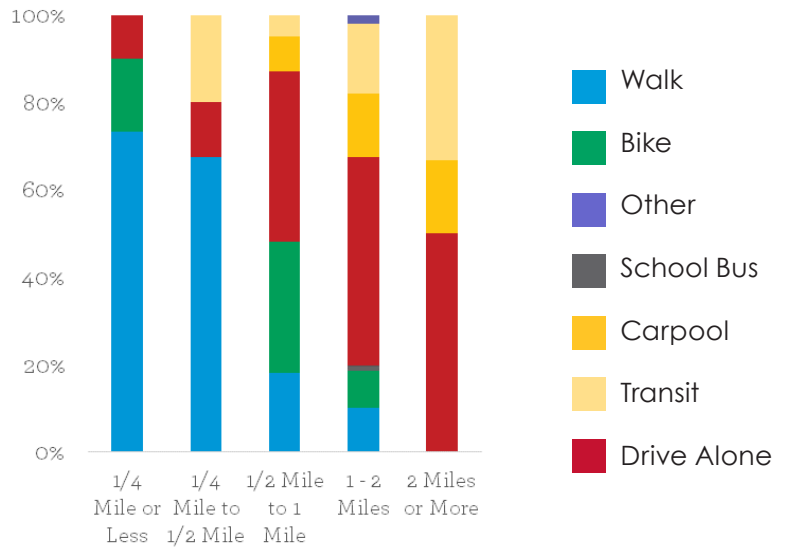


2018-2019 Mode Split



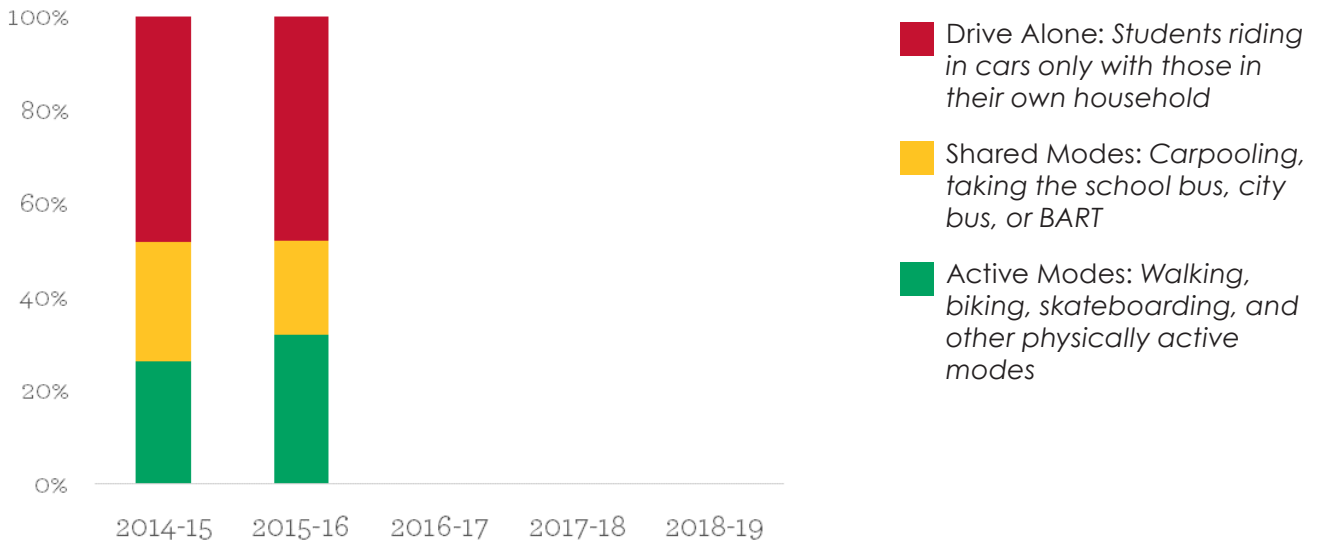
Source: 2018-19 Student Hand Tallies

Mode by Distance



Source: 2018-19 Parent Surveys

Historic Mode Split



Source: 2018-19 Student Hand Tallies

Changes in Travel Behavior

From 2013-14 to 2015-16

-4% active transportation trips

2% shared trips

2% drive-alone trips

