

# Andrew N. Christensen Middle

Livermore Valley Joint Unified School District



## School Profile

Type: Intermediate/Middle/Junior High

Enrollment: 715 \*

Charter School: No

Enrolled in Access Safe Routes Pilot: Not Enrolled

Site Assessment Completed: Not Completed

School Champions: 1 School Champion

Participating in Free + Universal Transit Pass Program  
11% of eligible students received Clipper Cards



## Demographics

Title One School: No

51% of school population identifies as non-white or Hispanic

19% of students qualify for free/reduced-price meals

### 2018-2019 Activities

- Pedestrian Rodeo
- Alameda County BikeMobile Visit
- Bike to School Day
- International Walk and Roll to School Day
- Golden Sneaker Contest

### 2017-2018 Activities

- Pedestrian Rodeo
- Alameda County BikeMobile Visit
- Transit Education
- Bike to School Day
- International Walk and Roll to School Day

### Top Barriers for Students Walking or Biking to School

- Insufficient data available



#### Sources

Enrollment: California Department of Education. Enrollment by School 2018-19.

School Champions: SR2S Site Coordinator School Evaluation.

Title One: Reflects program eligibility based on the federal threshold of 40% of students who qualify for the Free and Reduced Lunch Program.

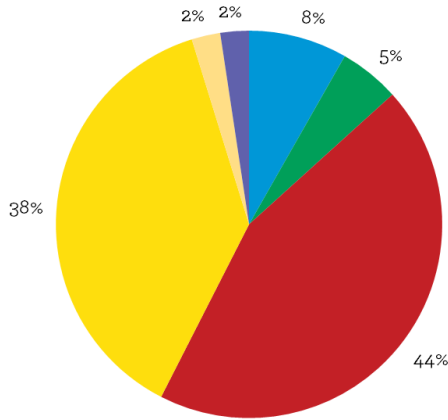
Non-white/Hispanic: California Department of Education. Enrollment by School 2018-19.

Free/Reduced-Price Meals: California Department of Education. Unduplicated Student Poverty-FRPM Data 2018-19.

Barriers: Parent Survey 2018-19.

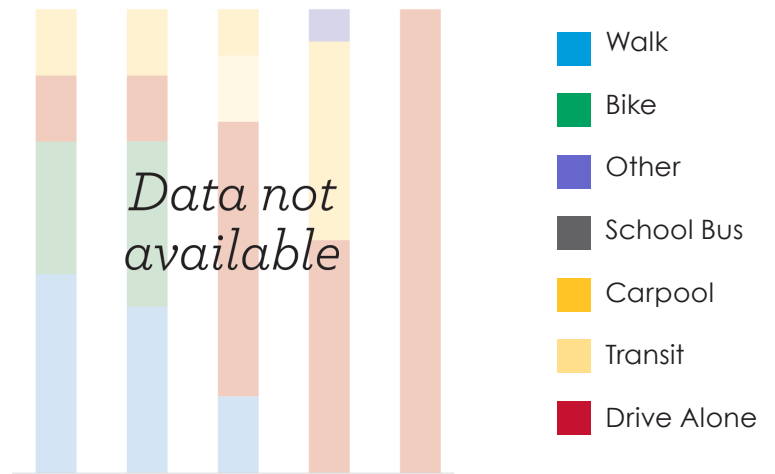


## 2018-2019 Mode Split



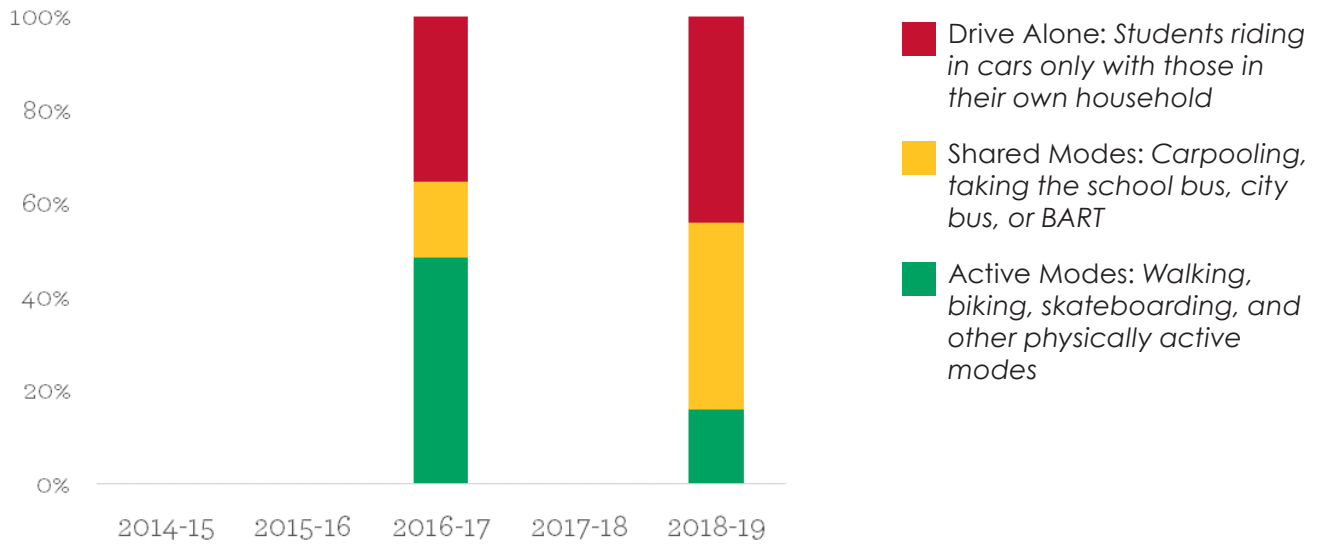
Source: 2018-19 Student Hand Tallies

## Mode by Distance



Source: 2018-19 Parent Surveys

## Historic Mode Split



Source: 2018-19 Student Hand Tallies

### Changes in Travel Behavior

From 2016-17 to 2018-19

**-33%** active transportation trips

**24%** shared trips

**9%** drive-alone trips

