

Alameda Unified School District



District Profile

District Enrollment: 11,299*

Schools Enrolled in the Alameda County SR2S Program:
64%

Schools Participating in Access Safe Routes Pilot: Yes

School Safety Assessments Completed to Date: 8

SR2S Task Force: Alameda

Task Force Meeting Participants: 6

School Champions: 14



Demographics of Enrolled Schools

32% of schools are Title One

71% of school population identifies as non-white or Hispanic

28% of students qualify for free/reduced-price meals

Enrolled Schools

- » Amelia Earhart Elementary
- » Bay Farm
- » Edison Elementary
- » Frank Otis Elementary
- » Franklin Elementary (Alameda)
- » Henry Haight Elementary
- » Lincoln Middle
- » Maya Lin
- » Nea Community Learning Center
- » Ruby Bridges Elementary
- » The Academy of Alameda Middle
- » Will C. Wood Middle
- » William G. Paden Elementary

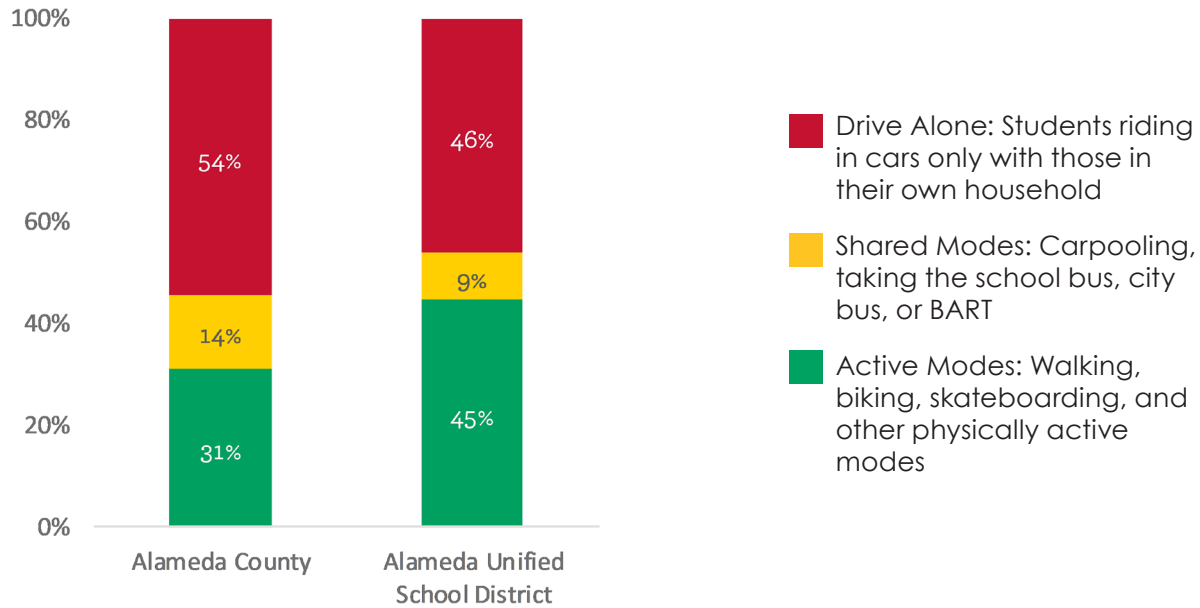


*District-wide student enrollment from California Department of Education.
Enrollment by School 2018-19



The Alameda County Safe Routes to Schools Program is funded by the [Alameda County Transportation Commission](#). Your transportation dollars at work!

2018-2019 Mode Split




Source: Student Hand Tallies

2018-2019 Activities at Participating Schools

- Pedestrian Rodeo
- Rock the Block Assembly
- Step Up Crew Assembly
- Walking School Buses
- Bike Rodeo
- Drive Your Bike
- Alameda County BikeMobile Visit
- Bike to School Day
- International Walk and Roll to School Day
- Golden Sneaker Contest
- Ongoing Walk and Roll Events



Albany City Unified School District



District Profile

District Enrollment: 3,658*

Schools Enrolled in the Alameda County SR2S Program: 83%

Schools Participating in Access Safe Routes Pilot: Yes

School Safety Assessments Completed to Date: 4

SR2S Task Force: Albany

Task Force Meeting Participants: 3

School Champions: 6



Demographics of Enrolled Schools

29% of schools are Title One

67% of school population identifies as non-white or Hispanic

17% of students qualify for free/reduced-price meals

Enrolled Schools

- » Albany High
- » Albany Middle
- » Cornell Elementary
- » Marin Elementary
- » Ocean View Elementary

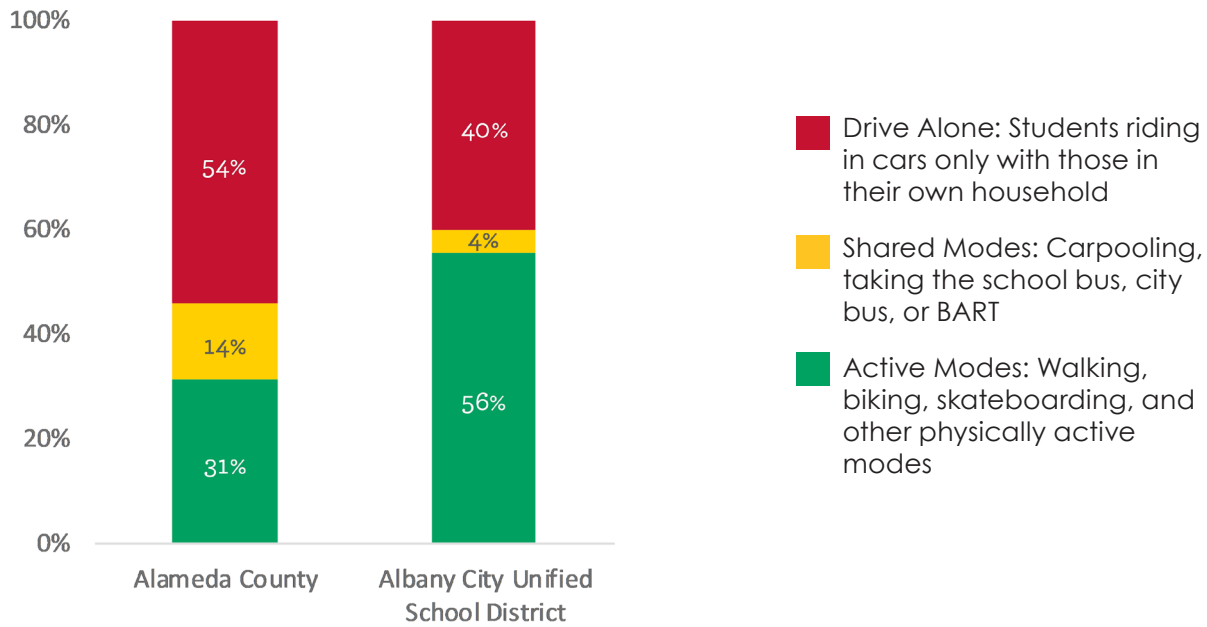


*District-wide student enrollment from California Department of Education.
Enrollment by School 2018-19



The Alameda County Safe Routes to Schools Program is funded by the [Alameda County Transportation Commission](#). Your transportation dollars at work!

2018-2019 Mode Split



Source: Student Hand Tallies

2018-2019 Activities at Participating Schools

- Pedestrian Rodeo
- Bike Rodeo
- Alameda County BikeMobile Visit
- Bike to School Day
- Cocoa for Carpools
- International Walk and Roll to School Day
- Golden Sneaker Contest
- Ongoing Walk and Roll Events



Berkeley Unified School District



District Profile

District Enrollment: 10,340*

Schools Enrolled in the Alameda County SR2S Program: 83%

Schools Participating in Access Safe Routes Pilot: Yes

School Safety Assessments Completed to Date: 14

SR2S Task Force: Berkeley

Task Force Meeting Participants: 4

School Champions: 14



Demographics of Enrolled Schools

26% of schools are Title One

61% of school population identifies as non-white or Hispanic

31% of students qualify for free/reduced-price meals

Enrolled Schools

- » Berkeley Arts Magnet at Whittier
- » Berkeley High
- » Emerson Elementary (Berkeley)
- » Jefferson Elementary (Berkeley)
- » John Muir Elementary
- » Longfellow Arts and Technology Middle
- » Malcolm X Elementary
- » Martin Luther King, Jr. Middle (Berkeley)
- » Oxford Elementary
- » REALM Charter
- » Rosa Parks Environmental Science
- » Sylvia Mendez Elementary (formerly LeConte Elementary)
- » Thousand Oaks Elementary
- » Washington Elementary (Berkeley)
- » Willard Middle

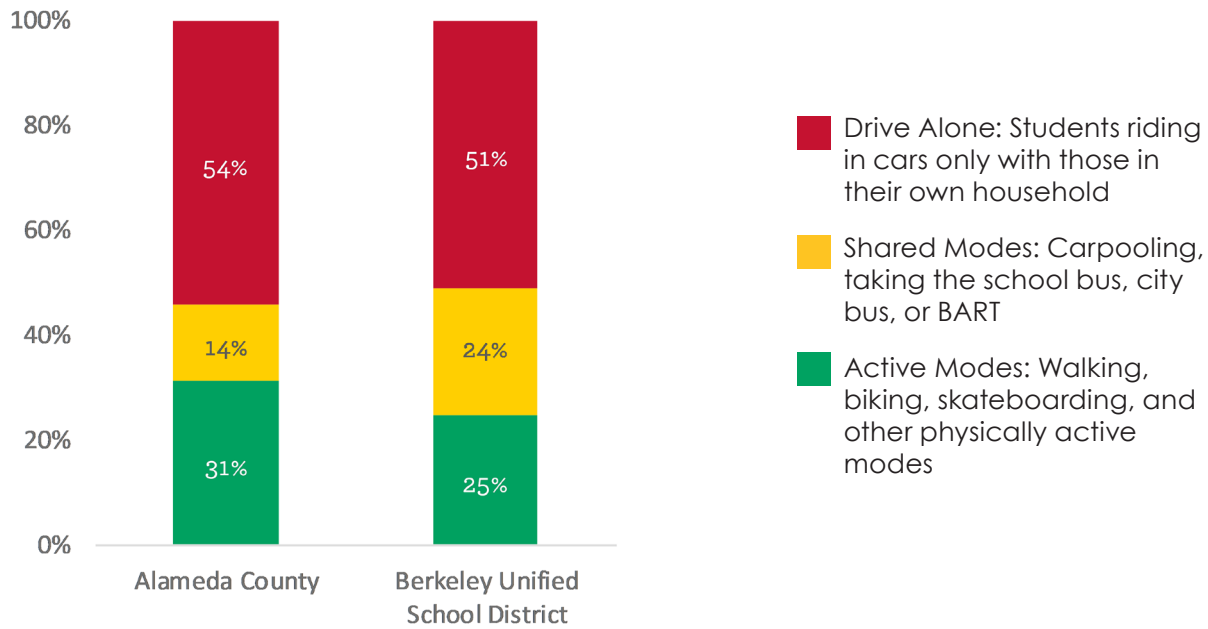


*District-wide student enrollment from California Department of Education.
Enrollment by School 2018-19



The Alameda County Safe Routes to Schools Program is funded by the [Alameda County Transportation Commission](#). Your transportation dollars at work!

2018-2019 Mode Split



Source: Student Hand Tallies

2018-2019 Activities at Participating Schools

- Pedestrian Rodeo
- Rock the Block Assembly
- Bike Rodeo
- Drive Your Bike
- Alameda County BikeMobile Visit
- Bike to School Day
- Cocoa for Carpools
- International Walk and Roll to School Day
- Golden Sneaker Contest
- Ongoing Walk and Roll Events



Castro Valley Unified School District



District Profile

District Enrollment: 9,312*

Schools Enrolled in the Alameda County SR2S Program: 80%

Schools Participating in Access Safe Routes Pilot: No

School Safety Assessments Completed to Date: 13

SR2S Task Force: Central

Task Force Meeting Participants: 14

School Champions: 12



Demographics of Enrolled Schools

13% of schools are Title One

72% of school population identifies as non-white or Hispanic

20% of students qualify for free/reduced-price meals

Enrolled Schools

- » Canyon Middle
- » Castro Valley Elementary
- » Castro Valley High
- » Chabot Elementary (Castro Valley)
- » Creekside Middle
- » Independent Elementary
- » Jensen Ranch Elementary
- » Marshall Elementary
- » Palomares Elementary
- » Proctor Elementary
- » Stanton Elementary
- » Vannoy Elementary

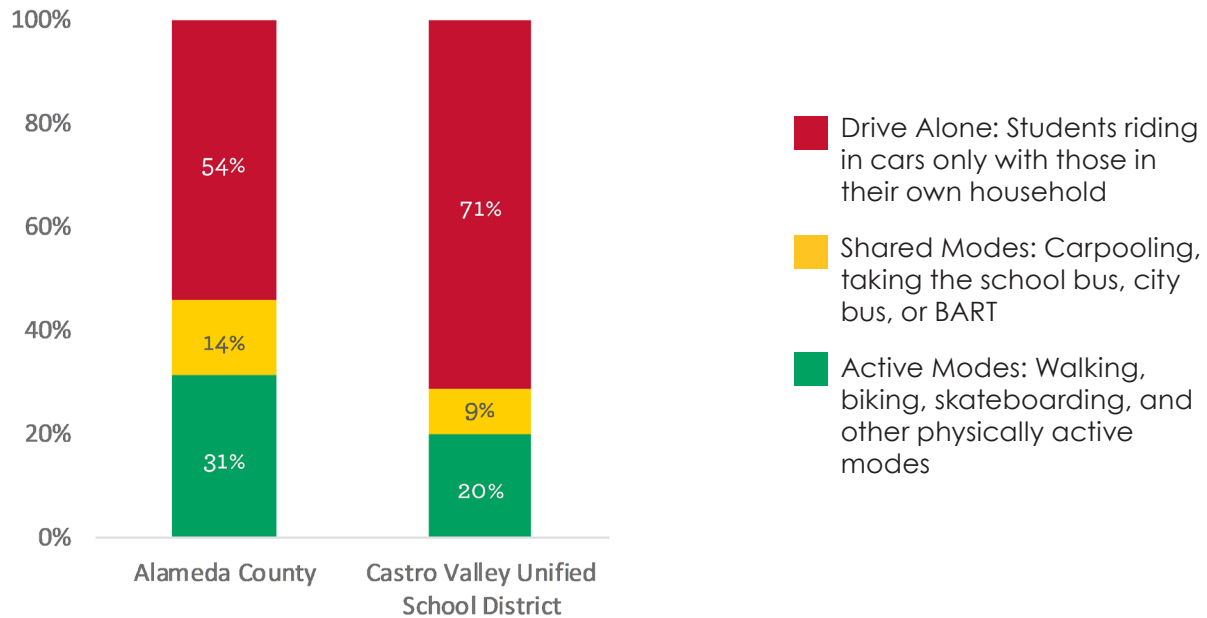


*District-wide student enrollment from California Department of Education.
Enrollment by School 2018-19



The Alameda County Safe Routes to Schools Program is funded by the [Alameda County Transportation Commission](#). Your transportation dollars at work!

2018-2019 Mode Split



Source: Student Hand Tallies

2018-2019 Activities at Participating Schools

- Pedestrian Rodeo
- Rock the Block Assembly
- Bike Rodeo
- Drive Your Bike
- Alameda County BikeMobile Visit
- Bike to School Day
- Cocoa for Carpools
- International Walk and Roll to School Day
- Golden Sneaker Contest
- Ongoing Walk and Roll Events



Dublin Unified School District



District Profile

District Enrollment: 11,294*

Schools Enrolled in the Alameda County SR2S Program:
91%

Schools Participating in Access Safe Routes Pilot: No

School Safety Assessments Completed to Date: 11

SR2S Task Force: Tri-Valley

Task Force Meeting Participants: 5

School Champions: 10



Demographics of Enrolled Schools

9% of schools are Title One

79% of school population identifies as non-white or Hispanic

9% of students qualify for free/reduced-price meals

Enrolled Schools

- » Cottonwood Creek
- » Dublin Elementary
- » Dublin High
- » Eleanor Murray Fallon
- » Frederiksen Elementary
- » Harold William Kolb
- » J. M. Amador Elementary
- » James Dougherty Elementary
- » John Green Elementary
- » Murray Elementary
- » Wells Middle

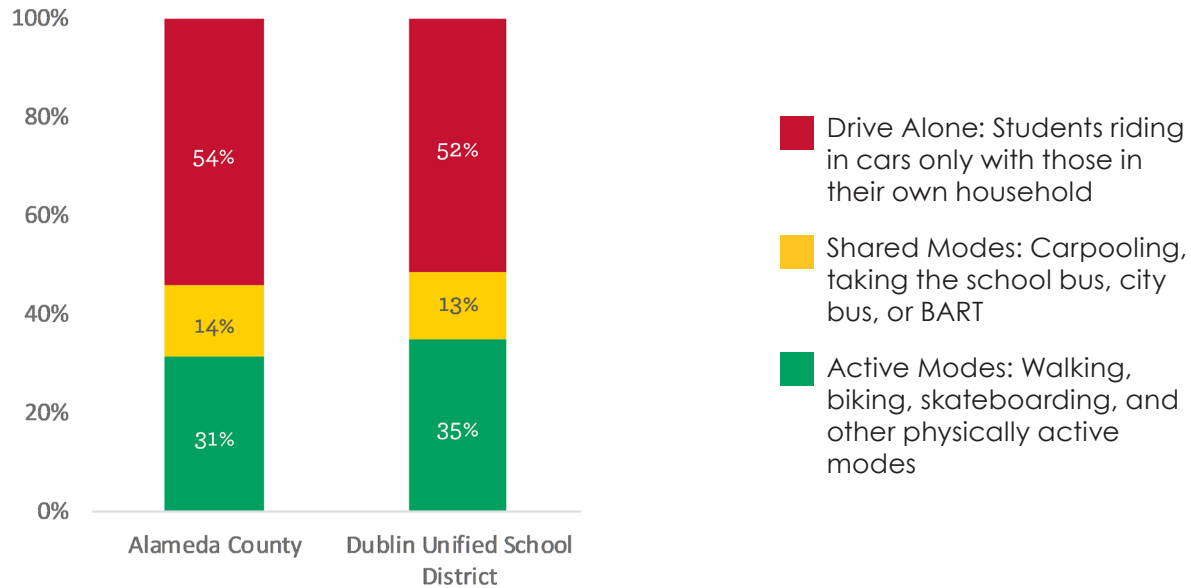


*District-wide student enrollment from California Department of Education.
Enrollment by School 2018-19



The Alameda County Safe Routes to Schools Program is funded by the [Alameda County Transportation Commission](#). Your transportation dollars at work!

2018-2019 Mode Split



Source: Student Hand Tallies

2018-2019 Activities at Participating Schools

- Rock the Block Assembly
- Bike Rodeo
- Drive Your Bike
- Alameda County BikeMobile Visit
- Bike to School Day
- Cocoa for Carpools
- International Walk and Roll to School Day
- Golden Sneaker Contest
- Ongoing Walk and Roll Events



Fremont Unified School District



District Profile

District Enrollment: 35,777*

Schools Enrolled in the Alameda County SR2S Program:
56%

Schools Participating in Access Safe Routes Pilot: Yes

School Safety Assessments Completed to Date: 39

SR2S Task Force: Fremont

Task Force Meeting Participants: 14

School Champions: 22



Demographics of Enrolled Schools

14% of schools are Title One

89% of school population identifies as non-white or Hispanic

16% of students qualify for free/reduced-price meals

Enrolled Schools

- » American High
- » Ardenwood Elementary
- » Brier Elementary
- » Cabrillo Elementary
- » E. M. Grimmer Elementary
- » Forest Park Elementary
- » Fred E. Weibel Elementary
- » G. M. Walters Junior High
- » Harvey Green Elementary
- » Irvington High
- » J. Haley Durham Elementary
- » James Leitch Elementary
- » John G. Mattos Elementary
- » Joseph Azevada Elementary
- » Joshua Chadbourne Elementary
- » Mission Valley Elementary
- » Niles Elementary
- » O. N. Hirsch Elementary
- » Oliveira Elementary
- » Parkmont Elementary
- » Thornton Junior High
- » Tom Maloney Elementary
- » Warwick Elementary
- » Washington High

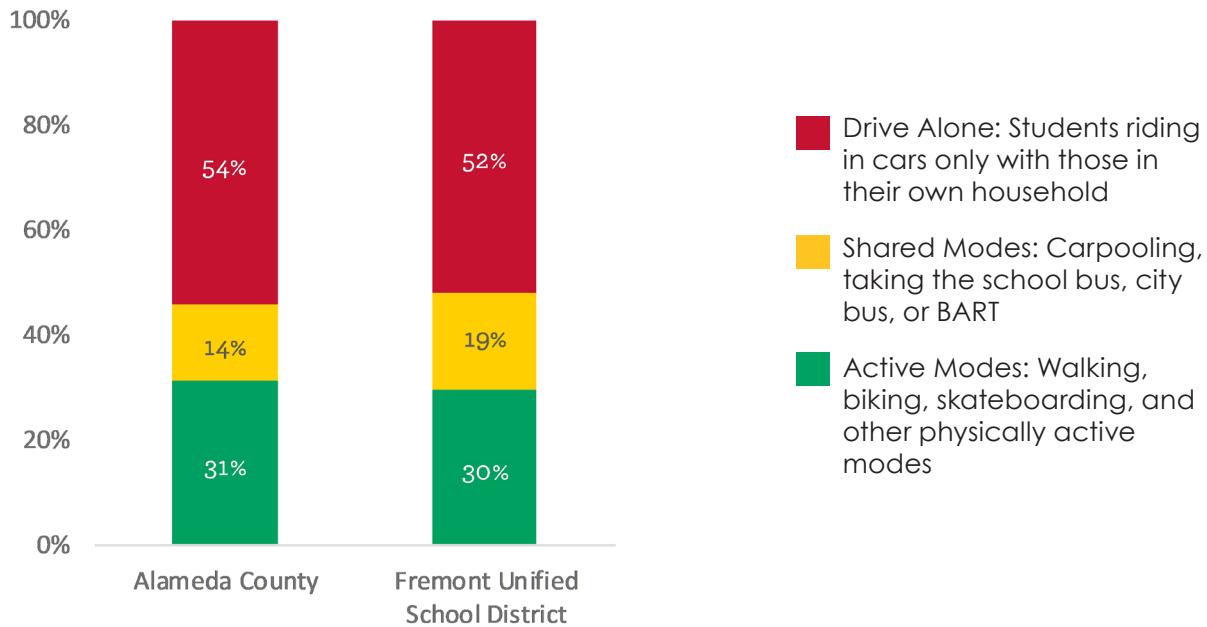


*District-wide student enrollment from California Department of Education.
Enrollment by School 2018-19



The Alameda County Safe Routes to Schools Program is funded by the [Alameda County Transportation Commission](#). Your transportation dollars at work!

2018-2019 Mode Split




Source: Student Hand Tallies

2018-2019 Activities at Participating Schools

- Rock the Block Assembly
- Step Up Crew Assembly
- Bike Rodeo
- Drive Your Bike
- Alameda County BikeMobile Visit
- Bike to School Day
- Cocoa for Carpools
- International Walk and Roll to School Day
- Golden Sneaker Contest
- Ongoing Walk and Roll Events



Hayward Unified School District



District Profile

District Enrollment: 22,734*

Schools Enrolled in the Alameda County SR2S Program:
43%

Schools Participating in Access Safe Routes Pilot: Yes

School Safety Assessments Completed to Date: 19

SR2S Task Force: Central

Task Force Meeting Participants: 14

School Champions: 14

Schools Participating in Student Transit Pass Program:
1 school in Clipper Card program



Demographics of Enrolled Schools

95% of schools are Title One

95% of school population identifies as non-white or Hispanic

59% of students qualify for free/reduced-price meals

Enrolled Schools

- » Bowman Elementary
- » Bret Harte Middle (Hayward)
- » Burbank Elementary
- » Cesar Chavez Middle (Hayward)
- » Cherryland Elementary
- » East Avenue Elementary
- » Fairview Elementary
- » Faith Ringgold School of Arts and Science
- » Golden Oak Montessori of Hayward
- » Harder Elementary
- » Martin Luther King, Jr. Middle (Hayward)
- » Park Elementary
- » Schafer Park Elementary
- » Southgate Elementary
- » Strobridge Elementary
- » Tennyson High
- » Treeview Elementary
- » Tyrrell Elementary
- » Winton Middle

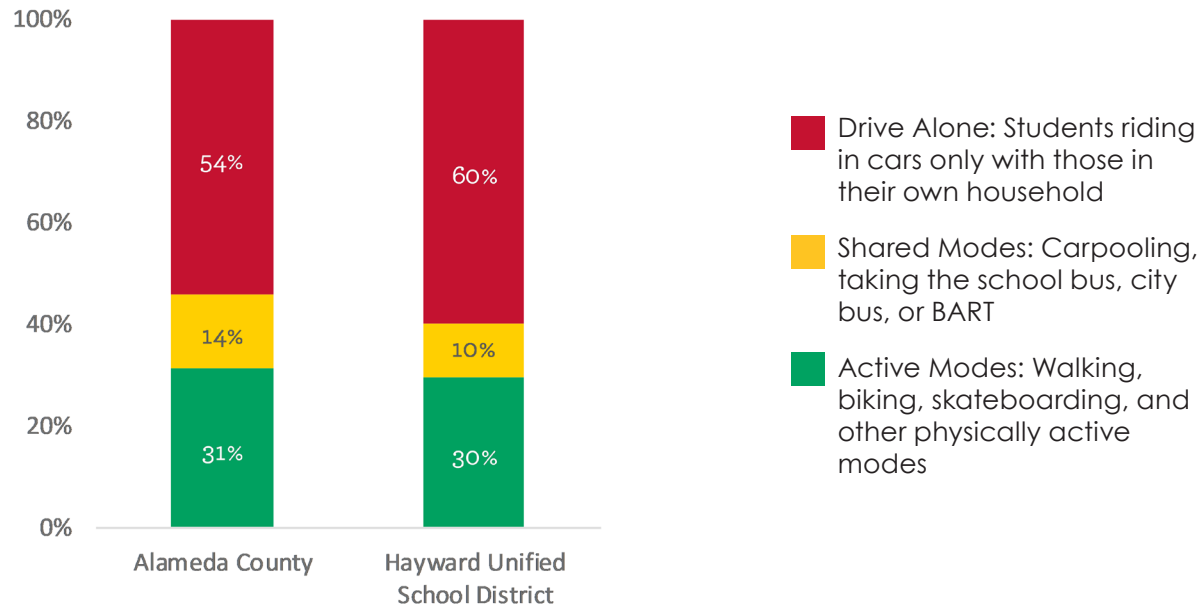


*District-wide student enrollment from California Department of Education.
Enrollment by School 2018-19



The Alameda County Safe Routes to Schools Program is funded by the [Alameda County Transportation Commission](#). Your transportation dollars at work!

2018-2019 Mode Split



Source: Student Hand Tallies

2018-2019 Activities at Participating Schools

- Pedestrian Rodeo
- Rock the Block Assembly
- Bike Rodeo
- Drive Your Bike
- Alameda County BikeMobile Visit
- Bike to School Day
- International Walk and Roll to School Day
- Golden Sneaker Contest
- Ongoing Walk and Roll Events



Livermore Valley Joint Unified School District



LIVERMORE
SCHOOL DISTRICT



District Profile

District Enrollment: 13,765*

Schools Enrolled in the Alameda County SR2S Program:
65%

Schools Participating in Access Safe Routes Pilot: Yes

School Safety Assessments Completed to Date: 7

SR2S Task Force: Tri-Valley

Task Force Meeting Participants: 5

School Champions: 11

Schools Participating in Student Transit Pass Program:
4 schools in Clipper Card program



Demographics of Enrolled Schools

21% of schools are Title One

52% of school population identifies as non-white or Hispanic

23% of students qualify for free/reduced-price meals

Enrolled Schools

- » Altamont Creek Elementary
- » Andrew N. Christensen Middle
- » Arroyo Seco Elementary
- » Del Valle Continuation High
- » East Avenue Middle
- » Emma C. Smith Elementary
- » Granada High
- » Jackson Avenue Elementary
- » Joe Michell
- » Junction K-8
- » Livermore High
- » Marilyn Avenue Elementary
- » Rancho Las Positas Elementary
- » Sunset Elementary
- » William Mendenhall Middle

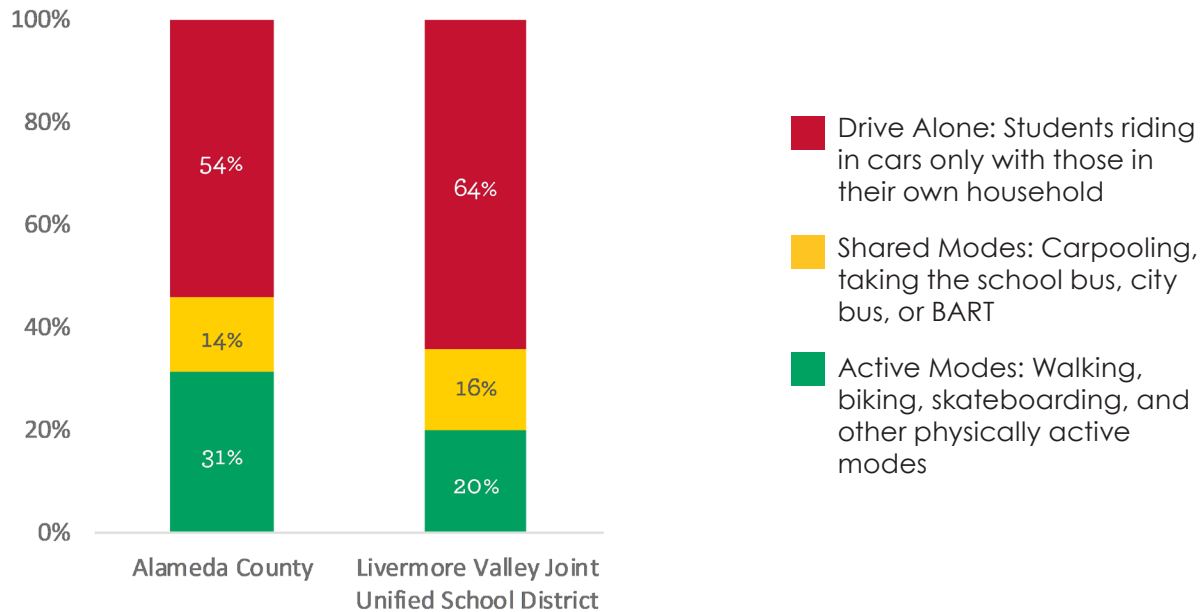


*District-wide student enrollment from California Department of Education.
Enrollment by School 2018-19



The Alameda County Safe Routes to Schools Program is funded by the [Alameda County Transportation Commission](#). Your transportation dollars at work!

2018-2019 Mode Split



Source: Student Hand Tallies

2018-2019 Activities at Participating Schools

- Pedestrian Rodeo
- Rock the Block Assembly
- Bike Rodeo
- Drive Your Bike
- Alameda County BikeMobile Visit
- Transit Education
- Bike to School Day
- Cocoa for Carpools
- International Walk and Roll to School Day
- Golden Sneaker Contest



New Haven Unified School District



District Profile

District Enrollment: 11,613*

Schools Enrolled in the Alameda County SR2S Program:
67%

Schools Participating in Access Safe Routes Pilot: Yes

School Safety Assessments Completed to Date: 8

SR2S Task Force: Newark/New Haven

Task Force Meeting Participants: 4

School Champions: 9

Schools Participating in Student Transit Pass Program:
2 schools in Clipper Card program, 1 school in BART
Ticket program

Demographics of Enrolled Schools

79% of schools are Title One

94% of school population identifies as non-white or
Hispanic

39% of students qualify for free/reduced-price meals

Enrolled Schools

- » Alvarado Elementary
- » Cesar Chavez Middle (Union City)
- » Conley-Caraballo High
- » Delaine Eastin Elementary
- » Guy Jr. Emanuele Elementary
- » James Logan High
- » Pioneer Elementary
- » Searles Elementary
- » Tom Kitayama Elementary

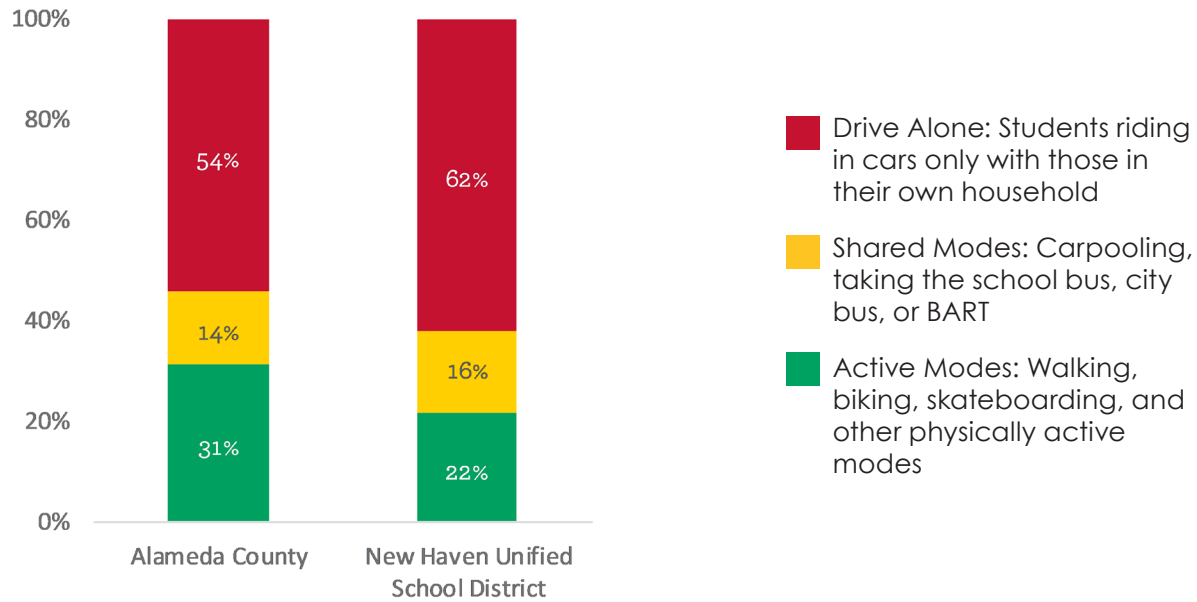


*District-wide student enrollment from California Department of Education.
Enrollment by School 2018-19



The Alameda County Safe Routes to Schools Program is funded by the [Alameda County Transportation Commission](#). Your transportation dollars at work!

2018-2019 Mode Split



Source: Student Hand Tallies

2018-2019 Activities at Participating Schools

- Pedestrian Rodeo
- Rock the Block Assembly
- Walking School Buses
- Bike Rodeo
- Drive Your Bike
- Alameda County BikeMobile Visit
- Transit Education
- Bike to School Day
- International Walk and Roll to School Day
- Golden Sneaker Contest
- Ongoing Walk and Roll Events



Newark Unified School District



District Profile

District Enrollment: 5,913*

Schools Enrolled in the Alameda County SR2S Program:
31%

Schools Participating in Access Safe Routes Pilot: Yes

School Safety Assessments Completed to Date: 4

SR2S Task Force: Newark/New Haven

Task Force Meeting Participants: 4

School Champions: 3



Demographics of Enrolled Schools

77% of schools are Title One

87% of school population identifies as non-white or Hispanic

43% of students qualify for free/reduced-price meals

Enrolled Schools

- » August Schilling Elementary
- » E. L. Musick Elementary
- » John F. Kennedy Elementary
- » Lincoln Elementary (Newark)

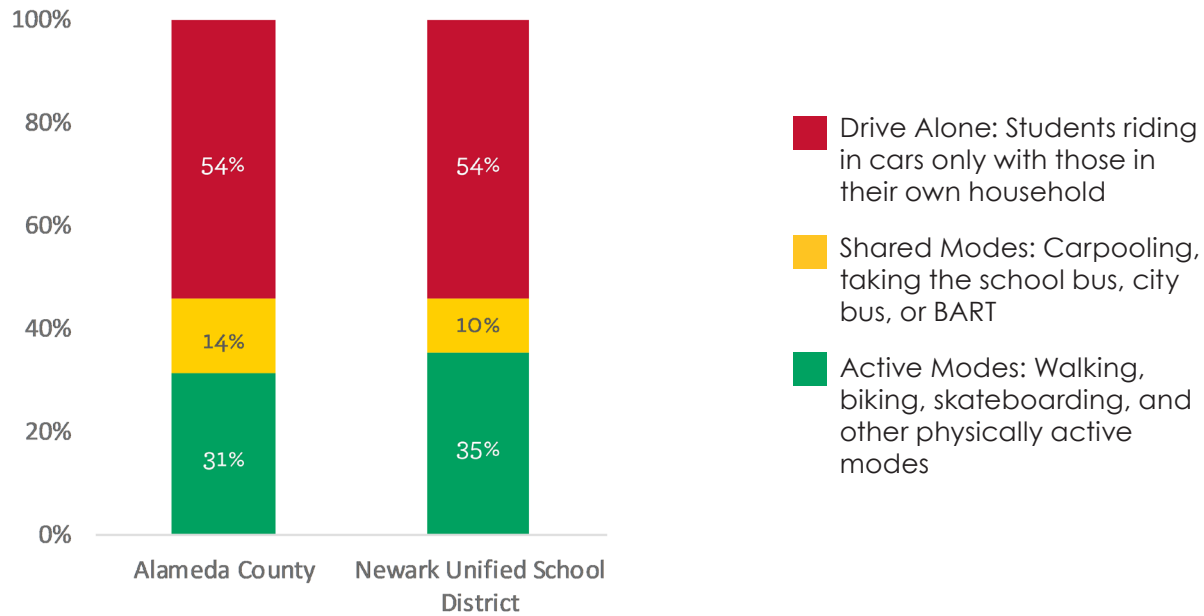


*District-wide student enrollment from California Department of Education.
Enrollment by School 2018-19



The Alameda County Safe Routes to Schools Program is funded by the [Alameda County Transportation Commission](#). Your transportation dollars at work!

2018-2019 Mode Split



Source: Student Hand Tallies

2018-2019 Activities at Participating Schools

- Pedestrian Rodeo
- Alameda County BikeMobile Visit
- Bike to School Day
- International Walk and Roll to School Day
- Golden Sneaker Contest



Oakland Unified School District



**OAKLAND UNIFIED
SCHOOL DISTRICT**
Community Schools, Thriving Students



District Profile

District Enrollment: 50,231*

Schools Enrolled in the Alameda County SR2S Program:
38%

Schools Participating in Access Safe Routes Pilot: Yes

School Safety Assessments Completed to Date: 44

SR2S Task Force: Oakland

Task Force Meeting Participants: 13

School Champions: 40

Schools Participating in Student Transit Pass Program:
4 schools in Clipper Card program, 3 schools in BART
Ticket program



Demographics of Enrolled Schools

86% of schools are Title One

90% of school population identifies as non-white or
Hispanic

69% of students qualify for free/reduced-price meals

*District-wide student enrollment from California Department of
Education.
Enrollment by School 2018-19

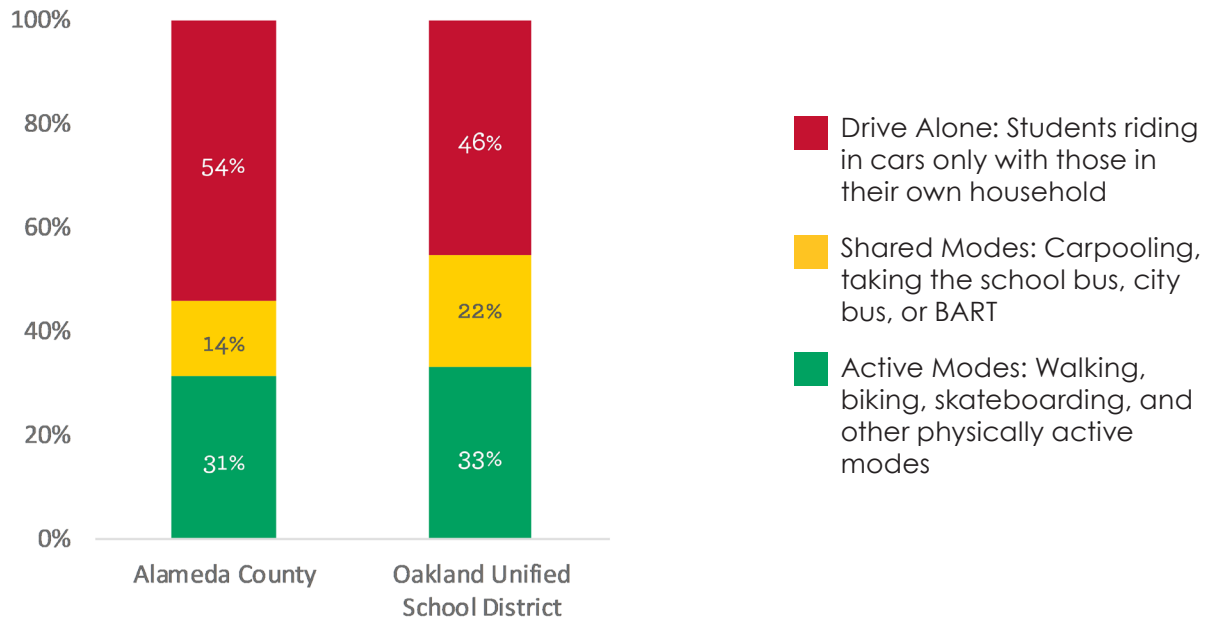


The Alameda County Safe Routes to Schools Program is funded by the
[Alameda County Transportation Commission](#). Your transportation
dollars at work!

Enrolled Schools

- » Achieve Academy
- » ACORN Woodland Elementary
- » Allendale Elementary
- » Alliance Academy
- » ARISE High
- » ASCEND
- » Aspire College Academy
- » Bella Vista Elementary
- » Bret Harte Middle (Oakland)
- » Bridges Academy
- » Brookfield Elementary
- » Burckhalter Elementary
- » Castlemont High
- » Community United & Futures Elementary (formerly Community United Elementary)
- » Conservatory of Vocal/Instrumental Arts High
- » Crocker Highlands Elementary
- » East Oakland Pride Elementary
- » Edna Brewer Middle
- » Emerson Elementary (Oakland)
- » EnCompass Academy Elementary
- » Esperanza Elementary
- » Franklin Elementary (Oakland)
- » Fred T. Korematsu Discovery Academy
- » Fremont High
- » Frick Middle
- » Garfield Elementary (Oakland)
- » Glenview Elementary
- » Global Family
- » Greenleaf Elementary
- » Hillcrest Elementary
- » Hoover Elementary
- » International Community
- » KIPP Bridge Academy
- » La Escuelita Elementary
- » Laurel Elementary
- » Learning Without Limits
- » Lincoln Elementary (Oakland)
- » Madison Park Academy TK-5 (formerly Sobrante Park Elementary; MPA Primary)
- » Manzanita Community
- » Manzanita SEED Elementary
- » Markham Elementary
- » Martin Luther King, Jr. Elementary
- » McClymonds High
- » Montclair Elementary
- » Montera Middle
- » New Highland Academy
- » Oakland Charter Academy
- » Oakland International High
- » Oakland School for the Arts
- » Oakland Technical High
- » Parker Elementary
- » Peralta Elementary
- » Piedmont Avenue Elementary
- » Prescott (formerly PLACE @ Prescott)
- » Reach Academy
- » Redwood Heights Elementary
- » Rise Community
- » ROOTS International Academy
- » Sankofa Academy
- » Sequoia Elementary
- » Skyline High
- » Think College Now
- » United for Success Academy
- » Westlake Middle

2018-2019 Mode Split



Source: Student Hand Tallies

2018-2019 Activities at Participating Schools

- Pedestrian Rodeo
- Rock the Block Assembly
- Bike Rodeo
- Drive Your Bike
- Alameda County BikeMobile Visit
- Transit Education
- Bike to School Day
- International Walk and Roll to School Day
- Golden Sneaker Contest
- Ongoing Walk and Roll Events



Pleasanton Unified School District

Pleasanton Unified School District



District Profile

District Enrollment: 14,864*

Schools Enrolled in the Alameda County SR2S Program:
75%

Schools Participating in Access Safe Routes Pilot: No

School Safety Assessments Completed to Date: 10

SR2S Task Force: Tri-Valley

Task Force Meeting Participants: 5

School Champions: 9



Demographics of Enrolled Schools

0% of schools are Title One

59% of school population identifies as non-white or Hispanic

7% of students qualify for free/reduced-price meals

Enrolled Schools

- » Alisal Elementary
- » Amador Valley High
- » Donlon Elementary
- » Fairlands Elementary
- » Foothill High
- » Harvest Park Middle
- » Henry P. Mohr Elementary
- » Lydiksen Elementary
- » Phoebe Apperson Hearst Elementary
- » Pleasanton Middle
- » Thomas S. Hart Middle
- » Valley View Elementary
- » Walnut Grove Elementary

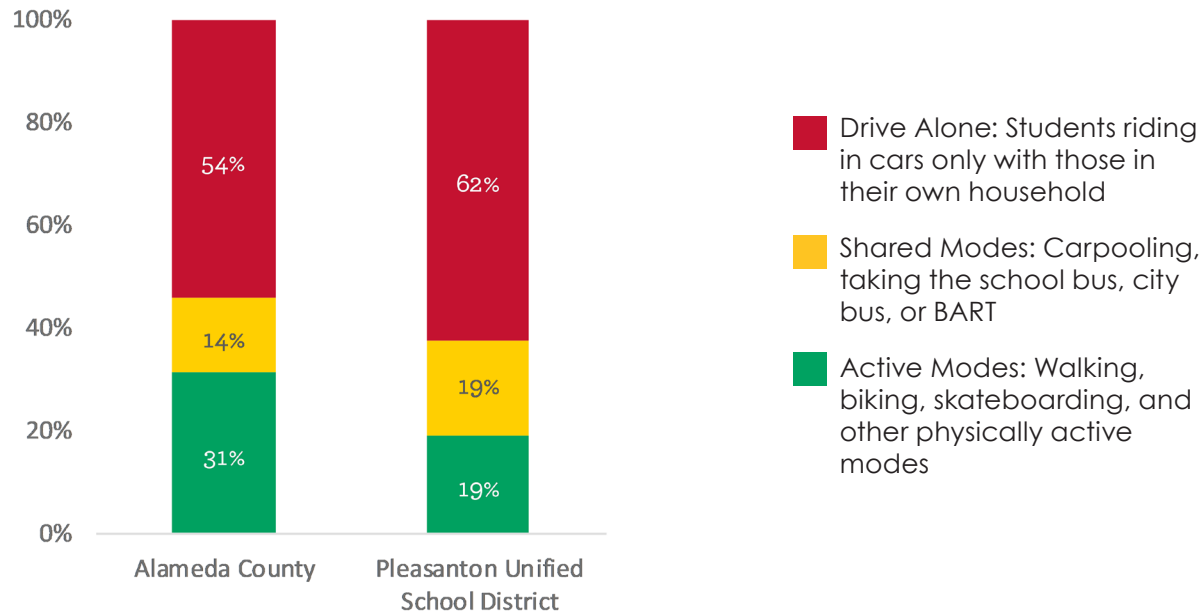


*District-wide student enrollment from California Department of Education.
Enrollment by School 2018-19



The Alameda County Safe Routes to Schools Program is funded by the [Alameda County Transportation Commission](#). Your transportation dollars at work!

2018-2019 Mode Split



Source: Student Hand Tallies

2018-2019 Activities at Participating Schools

- Pedestrian Rodeo
- Bike Rodeo
- Alameda County BikeMobile Visit
- Bike to School Day
- International Walk and Roll to School Day
- Golden Sneaker Contest
- Ongoing Walk and Roll Events



San Leandro Unified School District



District Profile

District Enrollment: 8,880*

Schools Enrolled in the Alameda County SR2S Program:
83%

Schools Participating in Access Safe Routes Pilot: Yes

School Safety Assessments Completed to Date: 11

SR2S Task Force: Central

Task Force Meeting Participants: 14

School Champions: 10

Schools Participating in Student Transit Pass Program:
2 schools in Clipper Card program



Demographics of Enrolled Schools

85% of schools are Title One

91% of school population identifies as non-white or
Hispanic

52% of students qualify for free/reduced-price meals

Enrolled Schools

- » Bancroft Middle
- » Garfield Elementary (San Leandro)
- » Jefferson Elementary (San Leandro)
- » John Muir Middle
- » Madison Elementary
- » McKinley Elementary
- » Monroe Elementary
- » Roosevelt Elementary
- » San Leandro High
- » Washington Elementary (San Leandro)
- » Wilson Elementary

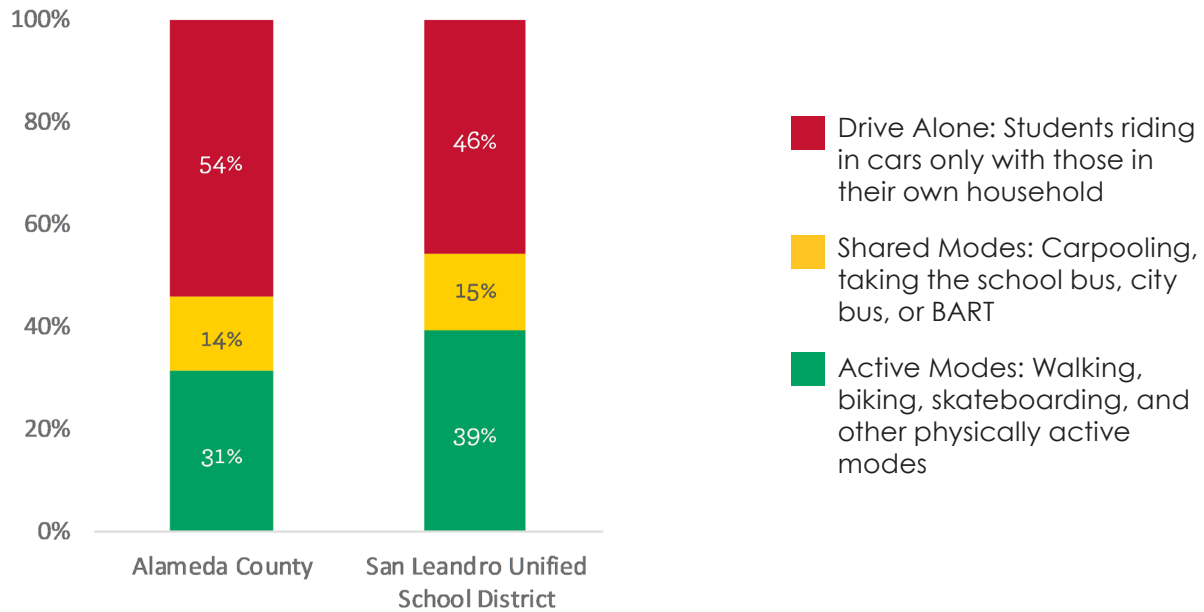


*District-wide student enrollment from California Department of
Education.
Enrollment by School 2018-19



The Alameda County Safe Routes to Schools Program is funded by the
[Alameda County Transportation Commission](#). Your transportation
dollars at work!

2018-2019 Mode Split



Source: Student Hand Tallies

2018-2019 Activities at Participating Schools

- Pedestrian Rodeo
- Rock the Block Assembly
- Bike Rodeo
- Alameda County BikeMobile Visit
- Bike to School Day
- Cocoa for Carpools
- International Walk and Roll to School Day
- Golden Sneaker Contest
- Ongoing Walk and Roll Events



San Lorenzo Unified School District



District Profile

District Enrollment: 11,530*

Schools Enrolled in the Alameda County SR2S Program:
59%

Schools Participating in Access Safe Routes Pilot: No

School Safety Assessments Completed to Date: 16

SR2S Task Force: Central

Task Force Meeting Participants: 14

School Champions: 9



Demographics of Enrolled Schools

95% of schools are Title One

92% of school population identifies as non-white or Hispanic

56% of students qualify for free/reduced-price meals

Enrolled Schools

- » Bay Elementary
- » Bohannon Middle
- » Colonial Acres Elementary
- » Corvallis Elementary
- » Dayton Elementary
- » Edendale Middle
- » Hesperian Elementary
- » Hillside Elementary
- » Lorenzo Manor Elementary
- » San Lorenzo High
- » Washington Manor Middle

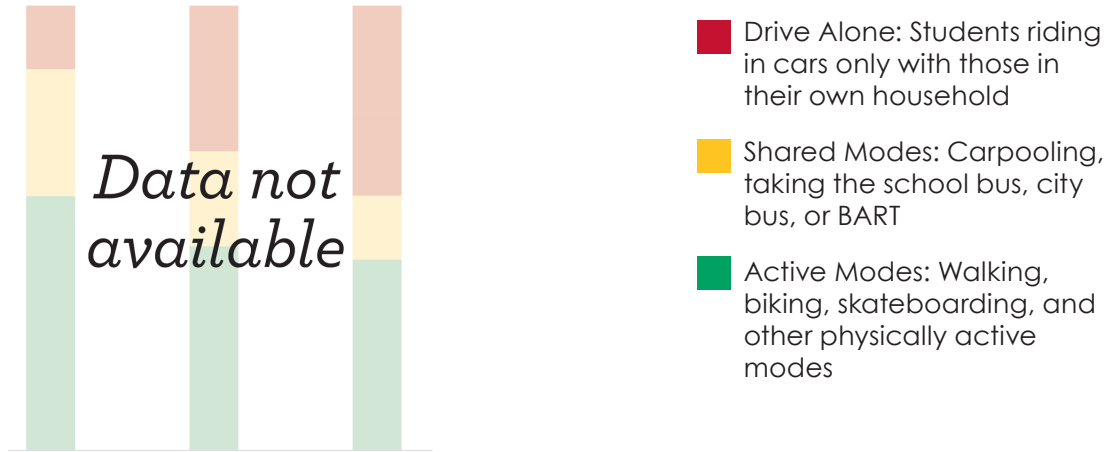


*District-wide student enrollment from California Department of Education.
Enrollment by School 2018-19



The Alameda County Safe Routes to Schools Program is funded by the [Alameda County Transportation Commission](#). Your transportation dollars at work!

2018-2019 Mode Split



Source: Student Hand Tallies

2018-2019 Activities at Participating Schools

- Pedestrian Rodeo
- Rock the Block Assembly
- Walking School Buses
- Bike Rodeo
- Alameda County BikeMobile Visit
- Bike to School Day
- International Walk and Roll to School Day
- Golden Sneaker Contest
- Ongoing Walk and Roll Events

